



US00D376292S

United States Patent [19]

[11] Patent Number: **Des. 376,292**

Unger

[45] Date of Patent: ****Dec. 10, 1996**

[54] **DECORATIVE SURFACE FOR THE EDGE PORTION OF A PLATE**

D. 95,658	5/1935	Buma	D7/585
D. 95,663	5/1935	Buma	D7/585
D. 132,102	4/1942	Mackey	D7/585

[75] Inventor: **Steve A. Unger**, Manlius, N.Y.

OTHER PUBLICATIONS

[73] Assignee: **Libbey, Inc.**, Toledo, Ohio

Tea Your Majesty #001,002,003,031 By Denby Mar. 27, 1976.

[**] Term: **14 Years**

Primary Examiner—M. N. Pandozzi
Attorney, Agent, or Firm—Venable, Baetjer, Howard and Civiletti, LLP

[21] Appl. No.: **22,955**

[22] Filed: **May 13, 1994**

[52] U.S. Cl. **D7/396.5**; D7/566; D7/568; D7/585

[57] CLAIM

[58] **Field of Search** D7/396.4, 396.5, D7/500, 547, 538, 539, 540, 560, 562, 564, 566, 568, 570, 571, 584, 585, 542, 544, 588, 586, 545

The ornamental design for a decorative surface for the edge portion of a plate, as shown and described.

DESCRIPTION

[56] References Cited

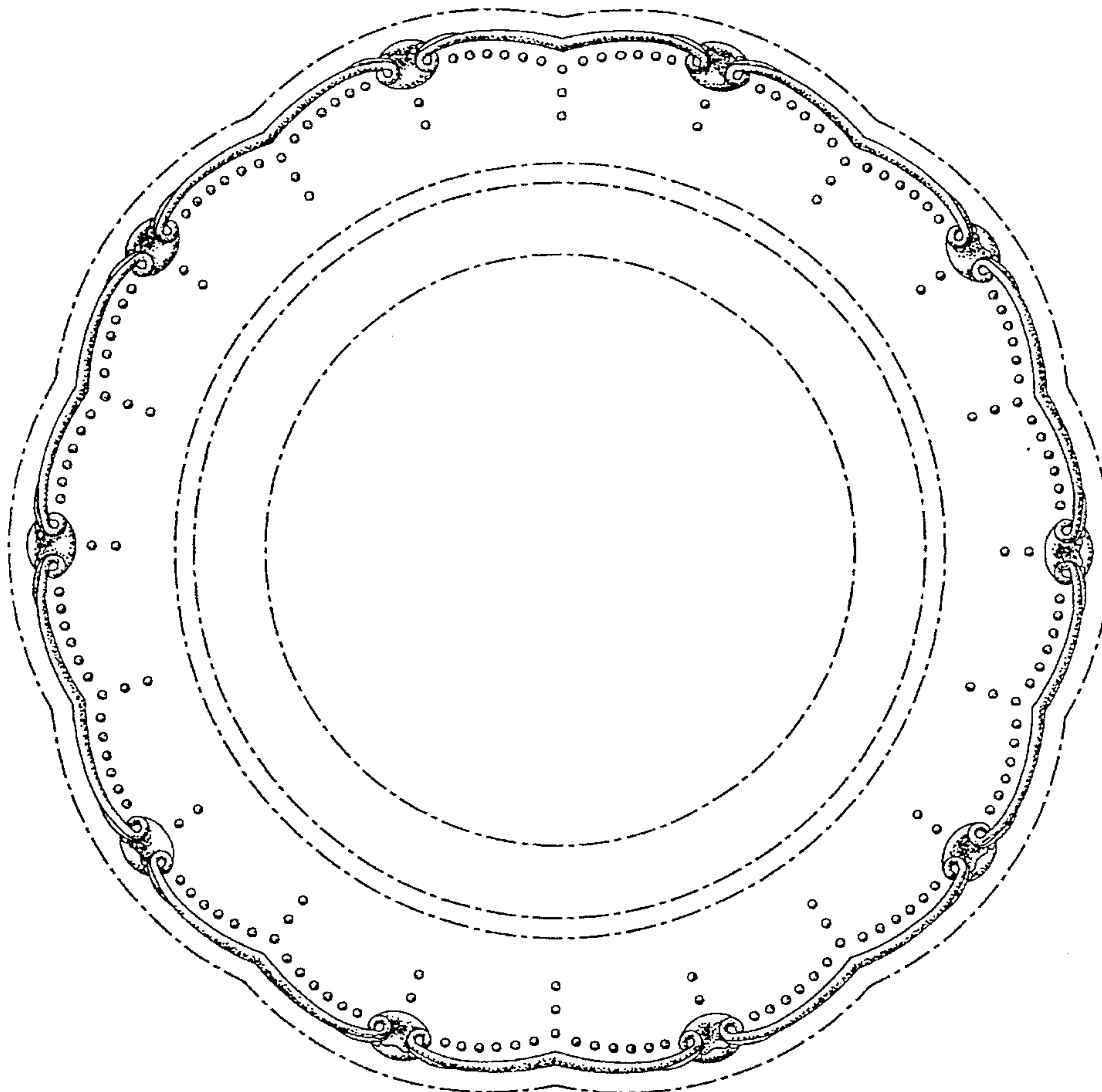
U.S. PATENT DOCUMENTS

D. 27,743	10/1897	Grindley	D7/566
D. 28,927	6/1898	Haviland	D7/566
D. 34,130	2/1901	Vogt	D7/568
D. 36,154	12/1902	Jackson	D7/544
D. 36,553	9/1903	Haley	D7/545
D. 86,722	4/1932	Johnson	D7/568
D. 89,500	3/1933	Buma	D7/568

FIG. 1 is a front view of a decorative surface for the edge portion of a plate showing my new design; FIG. 2 is an enlarged front view of FIG. 1 partially broken away for ease of illustration; and, FIG. 3 is a front view of a decorative surface for the edge portion of a plate showing a second embodiment of my new design.

The broken lines shown in the drawing are for illustrative purposes only and forms no part of the claimed design.

1 Claim, 2 Drawing Sheets



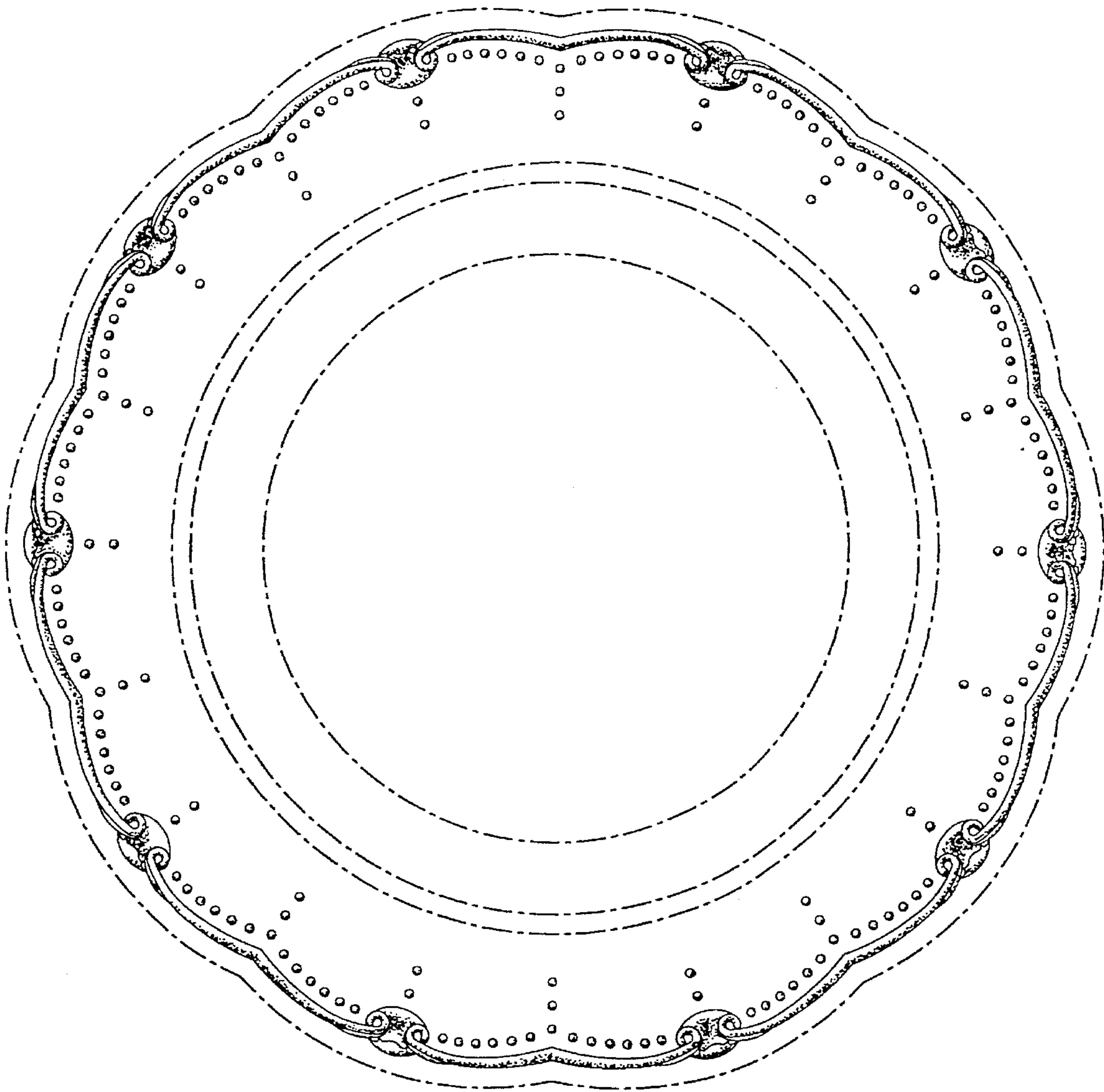


FIG. 1

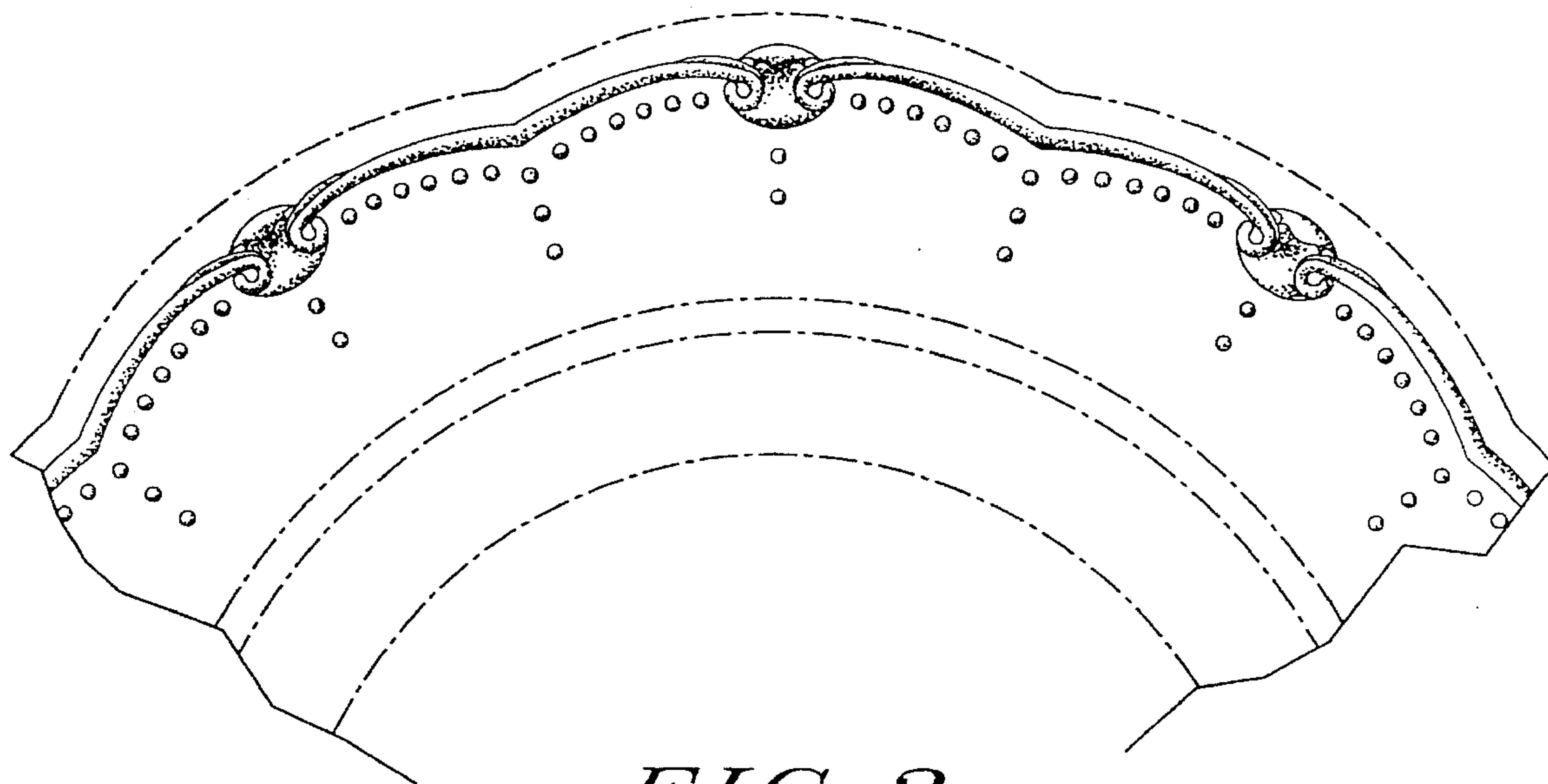


FIG. 2

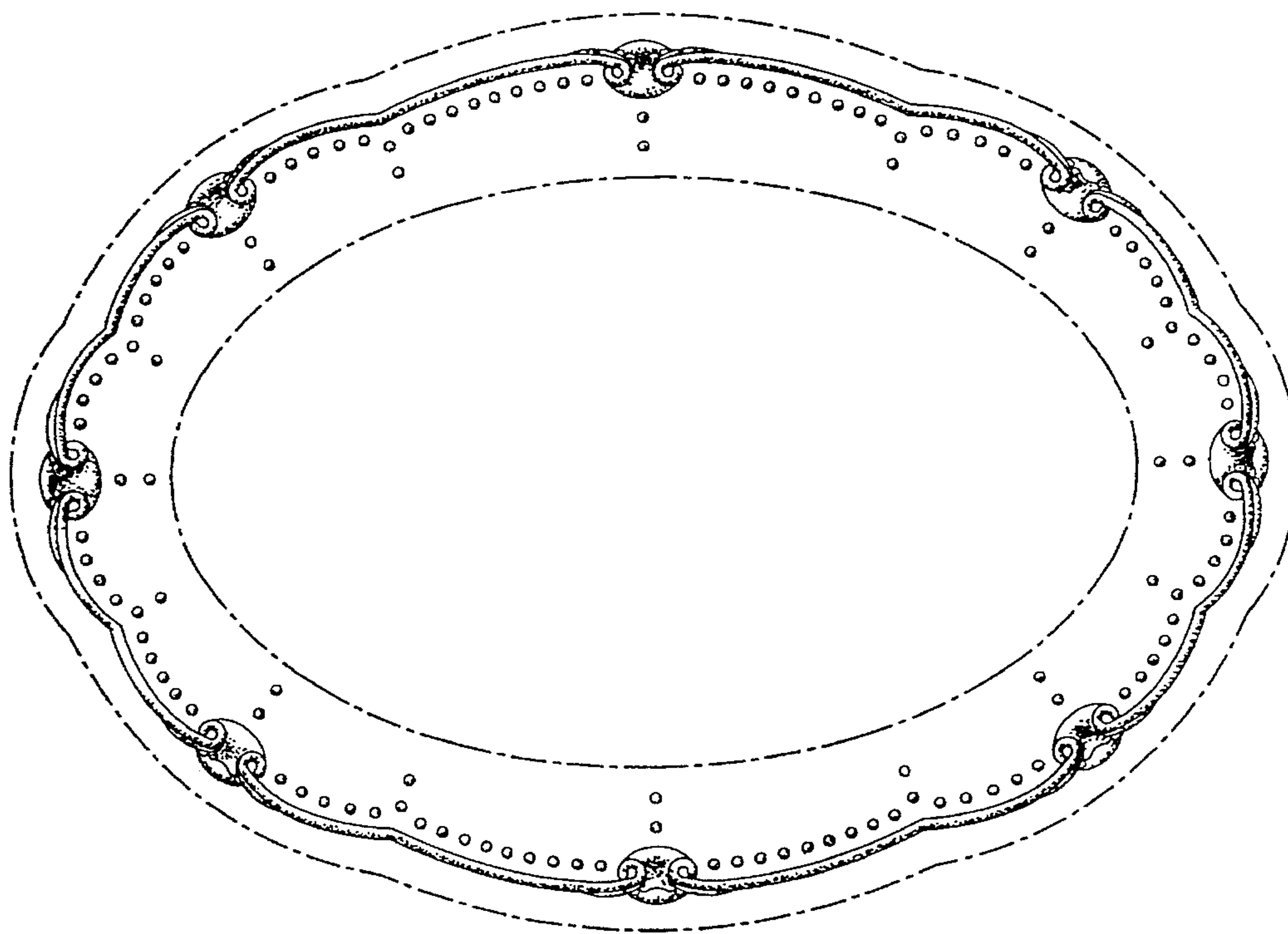


FIG. 3