



US00D376289S

United States Patent [19]

Swanick

[11] Patent Number: **Des. 376,289**

[45] Date of Patent: ****Dec. 10, 1996**

[54] **DISK-HOLDING INSERT FOR A STORAGE CASE FOR A COMPACT DISK**

[75] Inventor: **Kenneth P. Swanick**, Lake Wales, Fla.

[73] Assignee: **Skaraborg Invest USA, Inc.**, Lake Wales, Fla.

[**] Term: **14 Years**

[21] Appl. No.: **39,926**

[22] Filed: **Jun. 7, 1995**

[52] U.S. Cl. **D6/627; D6/407**

[58] Field of Search **D6/407, 626-635; D24/114; D19/75, 76, 26; D3/201, 206, 263; 206/387.1, 387.15, 311, 312, 307, 307.1, 308.1, 308.3, 309**

[56] **References Cited**

U.S. PATENT DOCUMENTS

3,109,539	11/1963	Turoff	206/309
4,379,507	4/1983	Llabres	206/308.1
4,476,978	10/1984	Saito	206/308.1
4,722,439	2/1988	Grobecker et al.	206/312
4,793,480	12/1988	Gelardi et al.	206/312
5,284,242	2/1994	Roth et al.	206/310
5,284,243	2/1994	Gelardi et al.	206/310
5,360,107	11/1994	Chasin et al.	206/308.1

FOREIGN PATENT DOCUMENTS

575634	1/1924	France	206/309
3425579	1/1986	Germany	206/308.1
4332791	9/1994	Germany	206/307
32279	2/1986	Japan	206/309
13182	1/1988	Japan	206/308.1

Primary Examiner—Louis S. Zarfes
Assistant Examiner—Gregory Andoll
Attorney, Agent, or Firm—C. Douglas McDonald, Jr. & Associates, P.A.

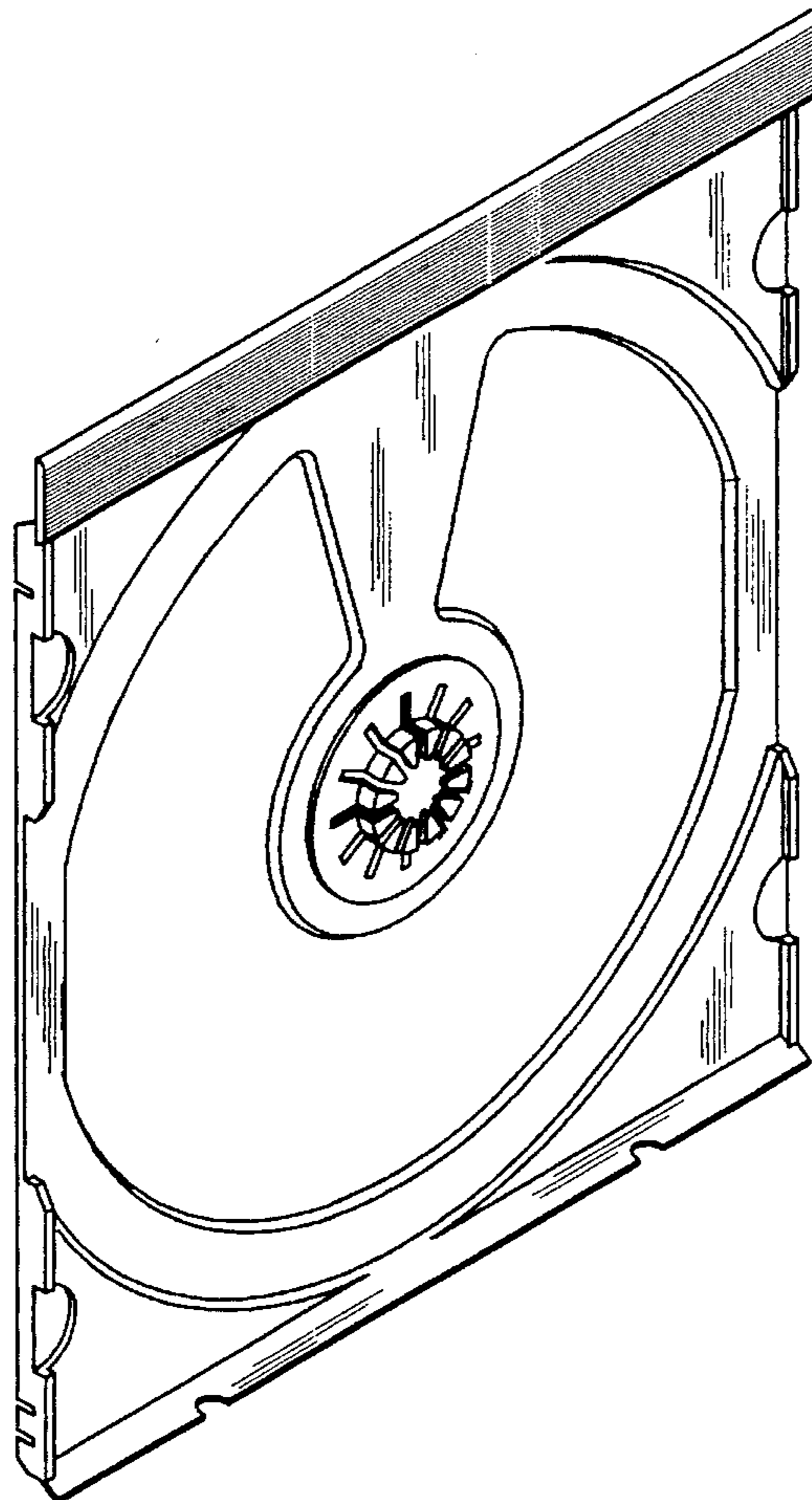
[57] **CLAIM**

The ornamental design for a disk-holding insert for a storage case for a compact disk, as shown.

DESCRIPTION

FIG. 1 is an upper front perspective view of the disk holding insert of this invention;
FIG. 2 is a front plan view thereof;
FIG. 3 is a rear plan view thereof;
FIG. 4 is a left elevational view thereof;
FIG. 5 is a right elevational view thereof;
FIG. 6 is an upper elevational view thereof; and,
FIG. 7 is a lower elevational view thereof.

1 Claim, 3 Drawing Sheets



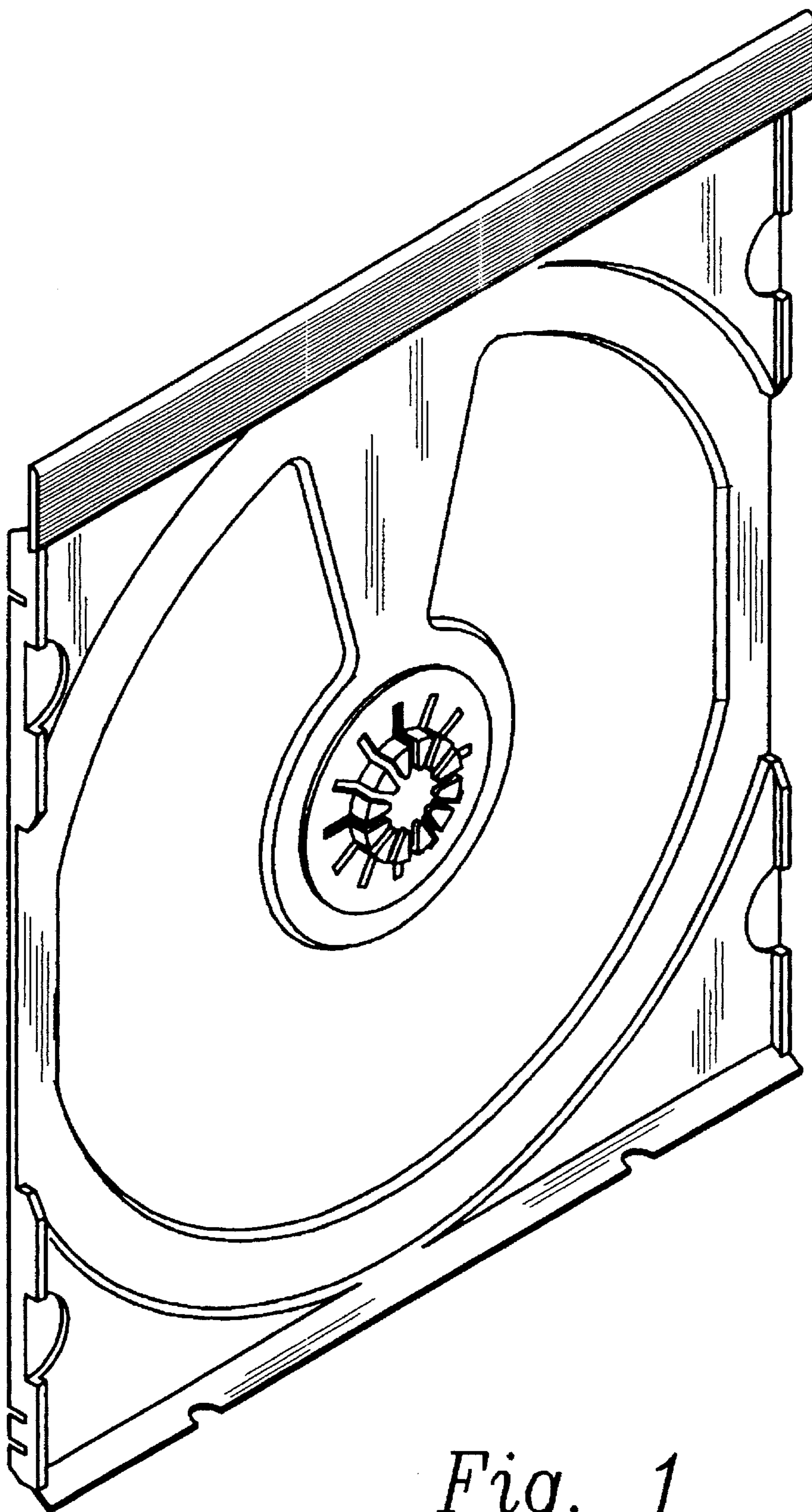


Fig. 1

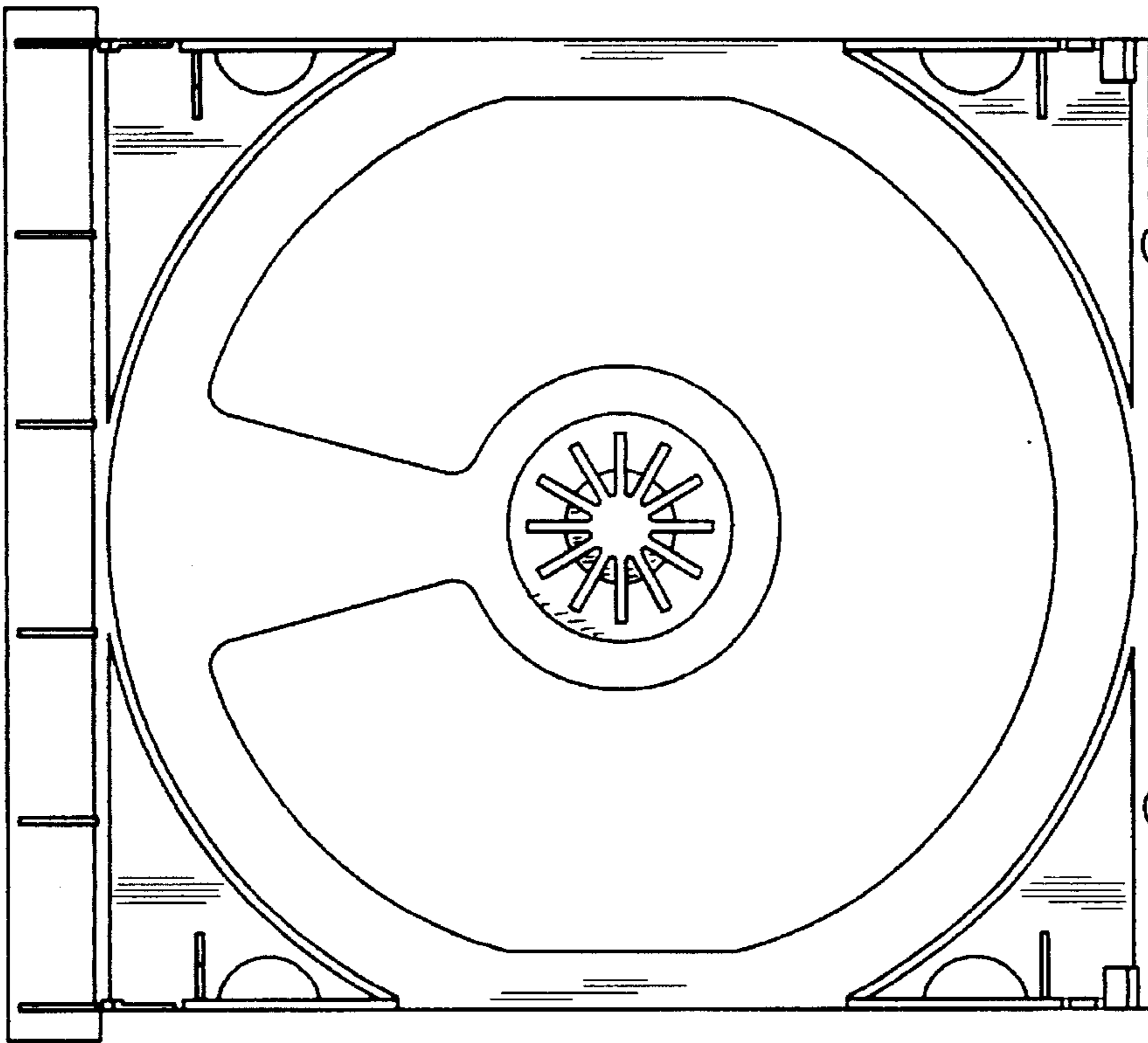


Fig. 3




Fig. 2



Fig. 4



Fig. 5




Fig. 6




Fig. 7