



US00D376279S

# United States Patent [19]

Lenger

[11] Patent Number: **Des. 376,279**

[45] Date of Patent: **\*\*Dec. 10, 1996**

[54] CHINA CABINET

D. 346,512 5/1994 Wegener ..... D6/438

[75] Inventor: **Sidney A. Lenger**, Kernsville, N.C.

[73] Assignee: **Schottenstein Stores Corporation**, Columbus, Ohio

[\*\*] Term: **14 Years**

[21] Appl. No.: **40,886**

[22] Filed: **Jun. 29, 1995**

[52] U.S. Cl. .... **D6/438**

[58] Field of Search ..... D6/432-448; 312/204, 312/257

[56] **References Cited**

**U.S. PATENT DOCUMENTS**

D. 96,785	9/1935	Stentiford	.....	D6/438
D. 179,379	12/1956	Dailey	.....	D6/439 X
D. 243,053	1/1977	Adkinson	.....	D6/426
D. 249,992	10/1978	Adkinson	.....	D6/438
D. 252,061	6/1979	West	.....	D6/438 X

**OTHER PUBLICATIONS**

*Furniture Today*, Apr. 10, 1989 p. 136; Richardson Bros Country Oak hutch and buffet, center right.

*Primary Examiner*—Carmen H. Vales-Lado  
*Attorney, Agent, or Firm*—Wood, Herron & Evans


[57] **CLAIM**

The ornamental design for a china cabinet, as shown and described.

**DESCRIPTION**

FIG. 1 is a front elevational view of the china cabinet showing my new design;  
FIG. 2 is a right side elevational view thereof;  
FIG. 3 is a left side elevational view thereof;  
FIG. 4 is a top plan view thereof;  
FIG. 5 is a bottom plan view thereof; and,  
FIG. 6 is a rear elevational view thereof.

**1 Claim, 3 Drawing Sheets**






FIG. 1

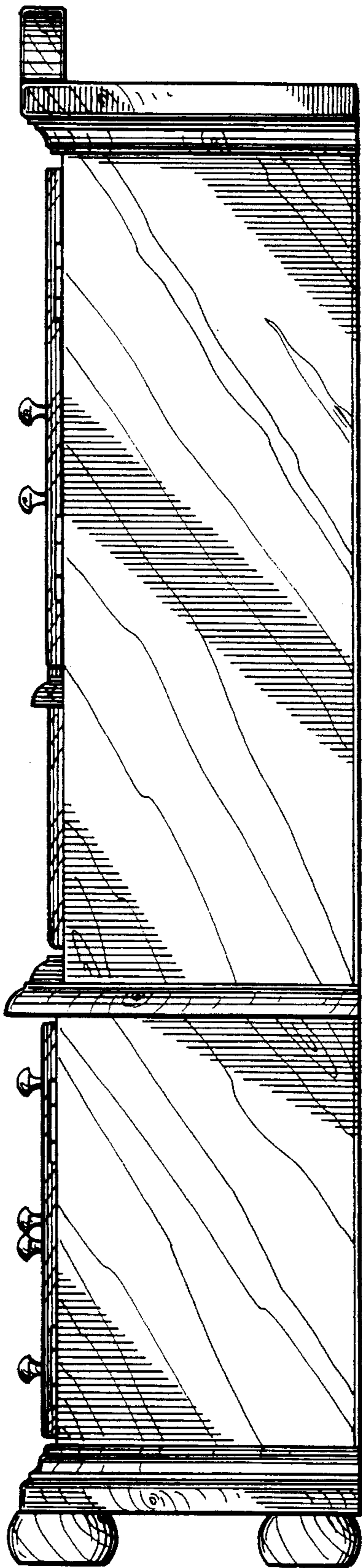


FIG. 2

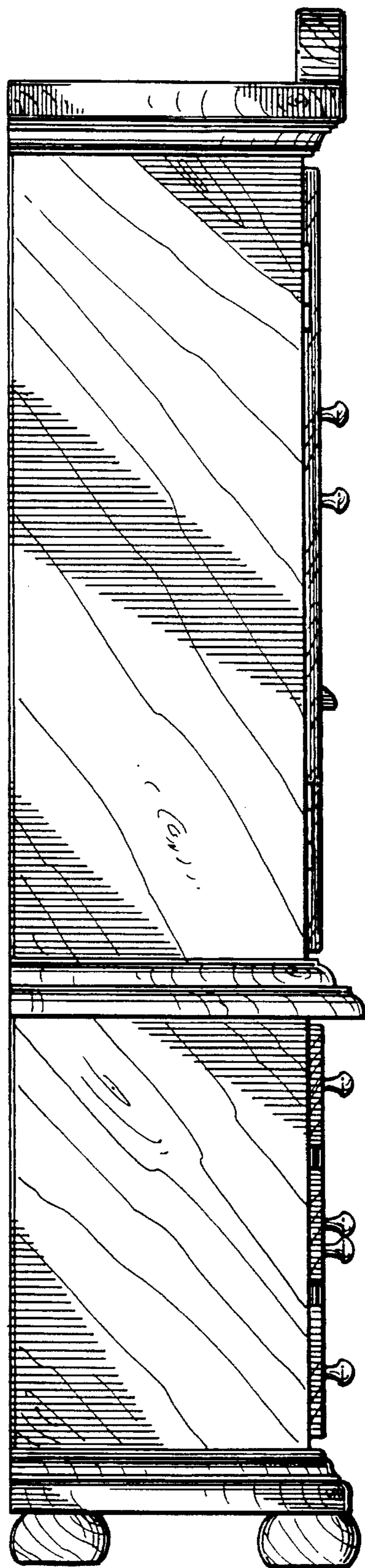


FIG. 3

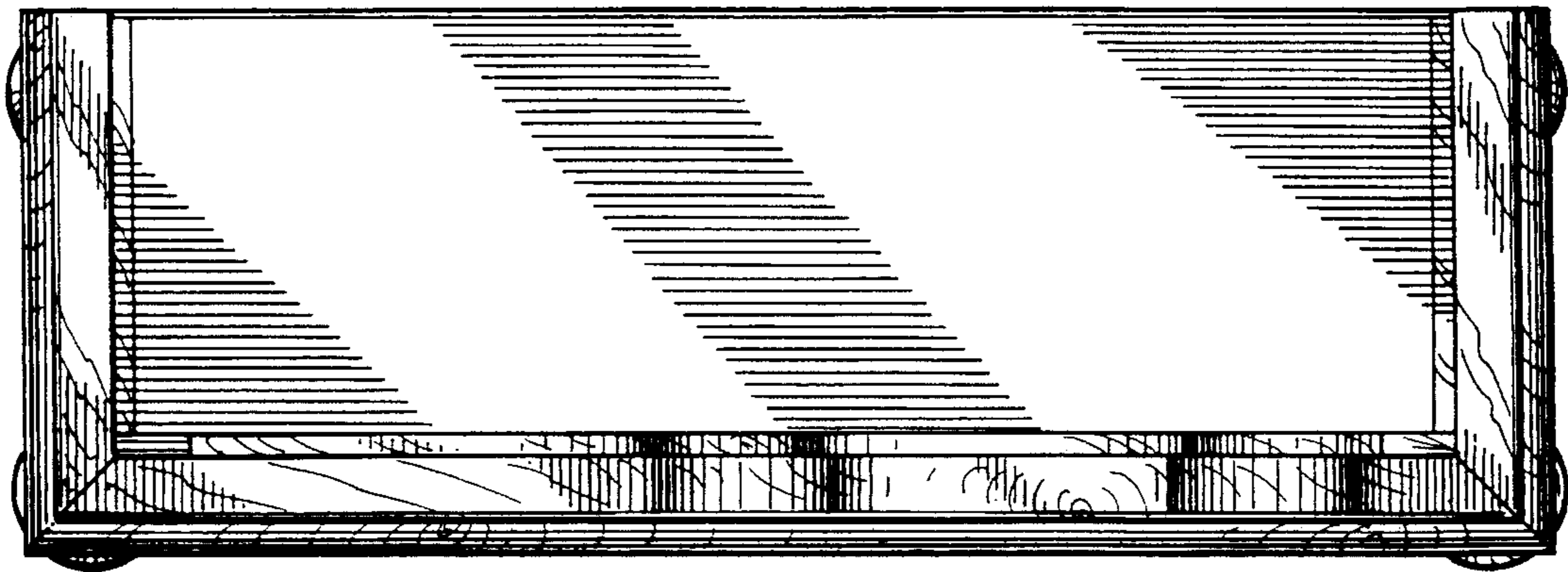


FIG. 4

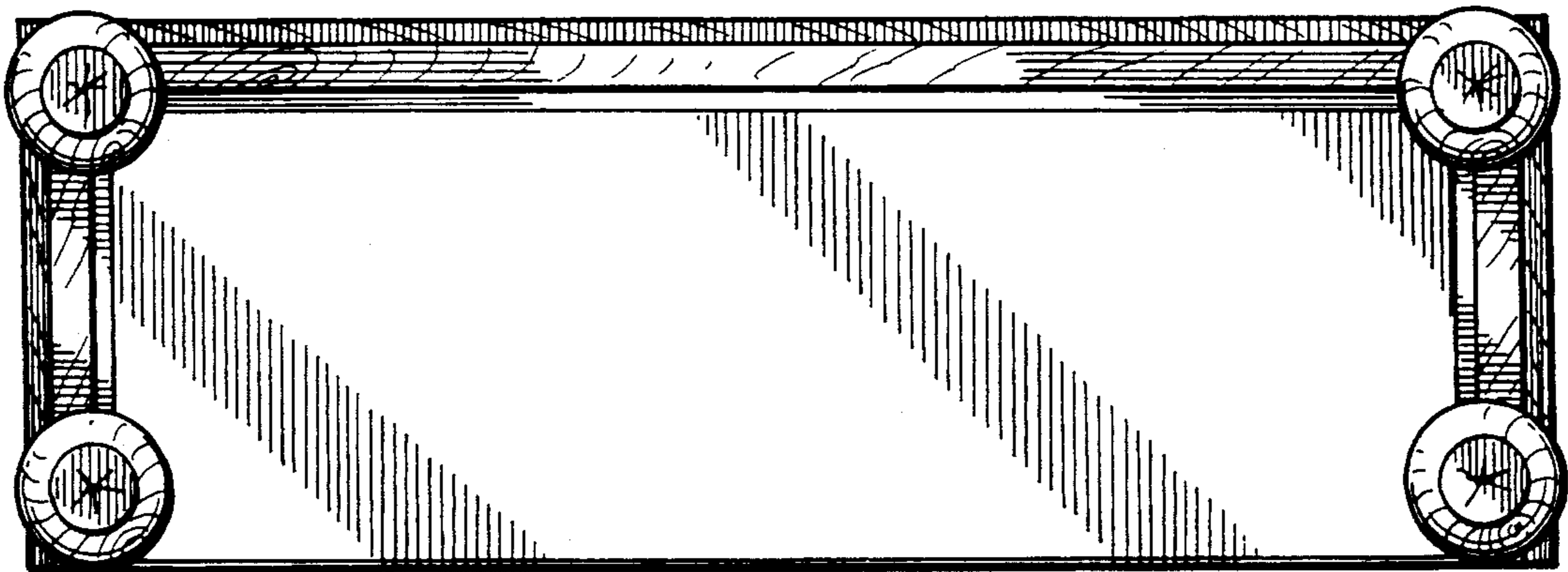


FIG. 5

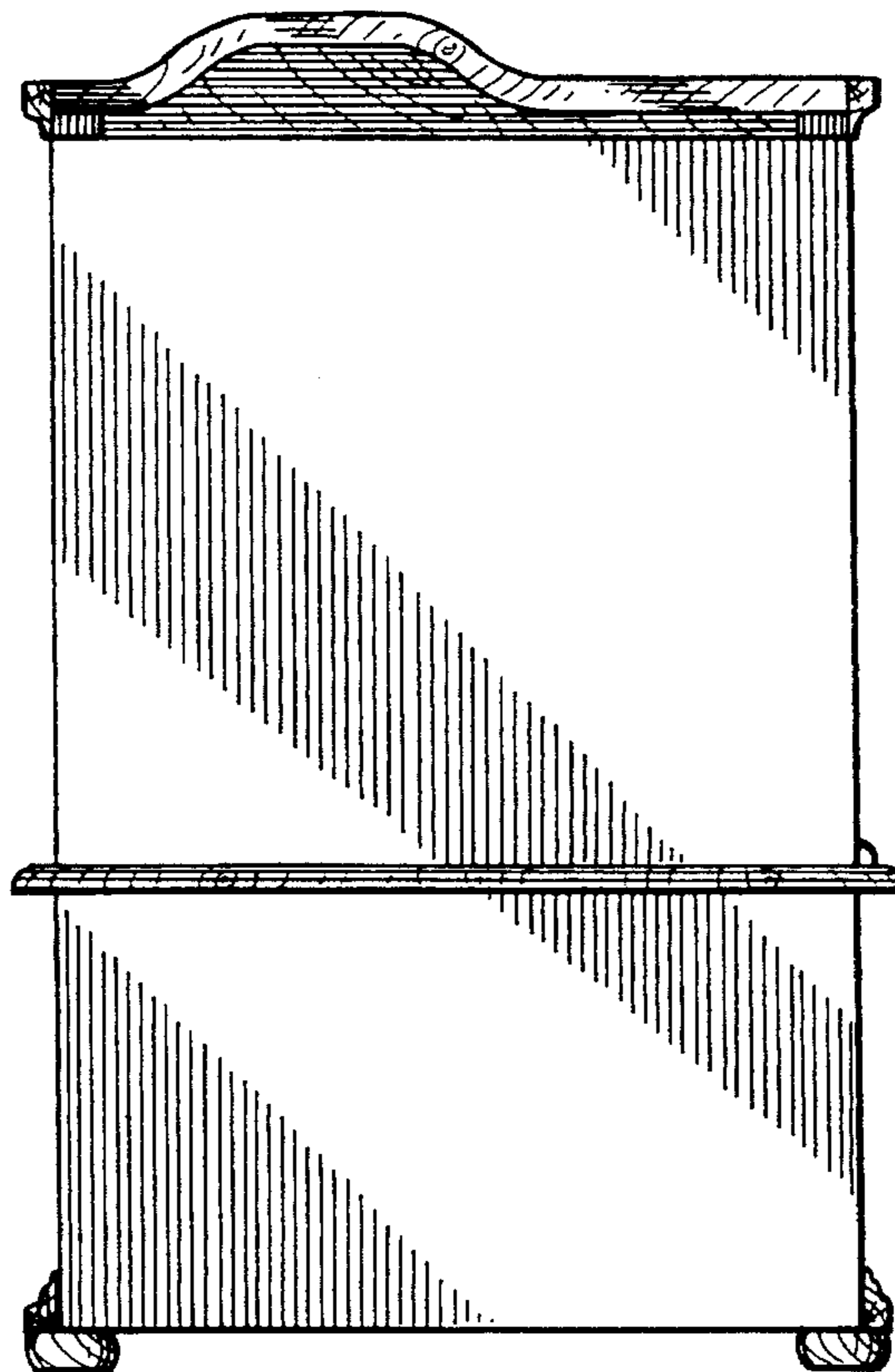


FIG. 6