



US00D376273S

United States Patent [19]

[11] Patent Number: **Des. 376,273**

Keller

[45] Date of Patent: ****Dec. 10, 1996**

[54] **CHAIR**

Brown Jordan, ©1986, p. 54, Chair #1730-2200 at bottom center.

[75] Inventor: **H. Thomas Keller**, High Point, N.C.

Primary Examiner—Gary D. Watson
Attorney, Agent, or Firm—Edgar A. Zarins; Malcolm L. Sutherland

[73] Assignee: **Henredon Furniture Industries, Inc.**, Morganton, N.C.

[**] Term: **14 Years**

[57] **CLAIM**

[21] Appl. No.: **45,057**

The ornamental design for a chair, as shown and described.

[22] Filed: **Oct. 6, 1995**

DESCRIPTION

[52] U.S. Cl. **D6/380; D6/379**

[58] Field of Search D6/334, 369, 370,
D6/374, 376, 379, 380, 500, 501, 502;
297/446.1

FIG. 1 is a perspective view of a chair showing my new design;

FIG. 2 is a front elevational view thereof;

FIG. 3 is a top plan view thereof;

FIG. 4 is a left side view thereof, the opposite side being a mirror image of the side shown;

FIG. 5 is a rear elevational view thereof;

FIG. 6 is a perspective view of a second embodiment of the chair; and,

FIG. 7 is a front elevational view thereof.

The sole difference in the second embodiment is the absence of armrest members.

[56] **References Cited**


U.S. PATENT DOCUMENTS

D. 102,978	2/1937	Baum	D6/370
D. 206,154	11/1966	Bradley	D6/369
D. 233,811	12/1974	Noda et al.	D6/380
D. 335,587	5/1993	Backer	D6/379

OTHER PUBLICATIONS

Interiors, Sep. 1985. P. 94, Chair at Top center.
Shelby Williams Industries brochure, ©1985, Contemporary Wood chair at Top.

1 Claim, 3 Drawing Sheets






Fig - 1




Fig - 2

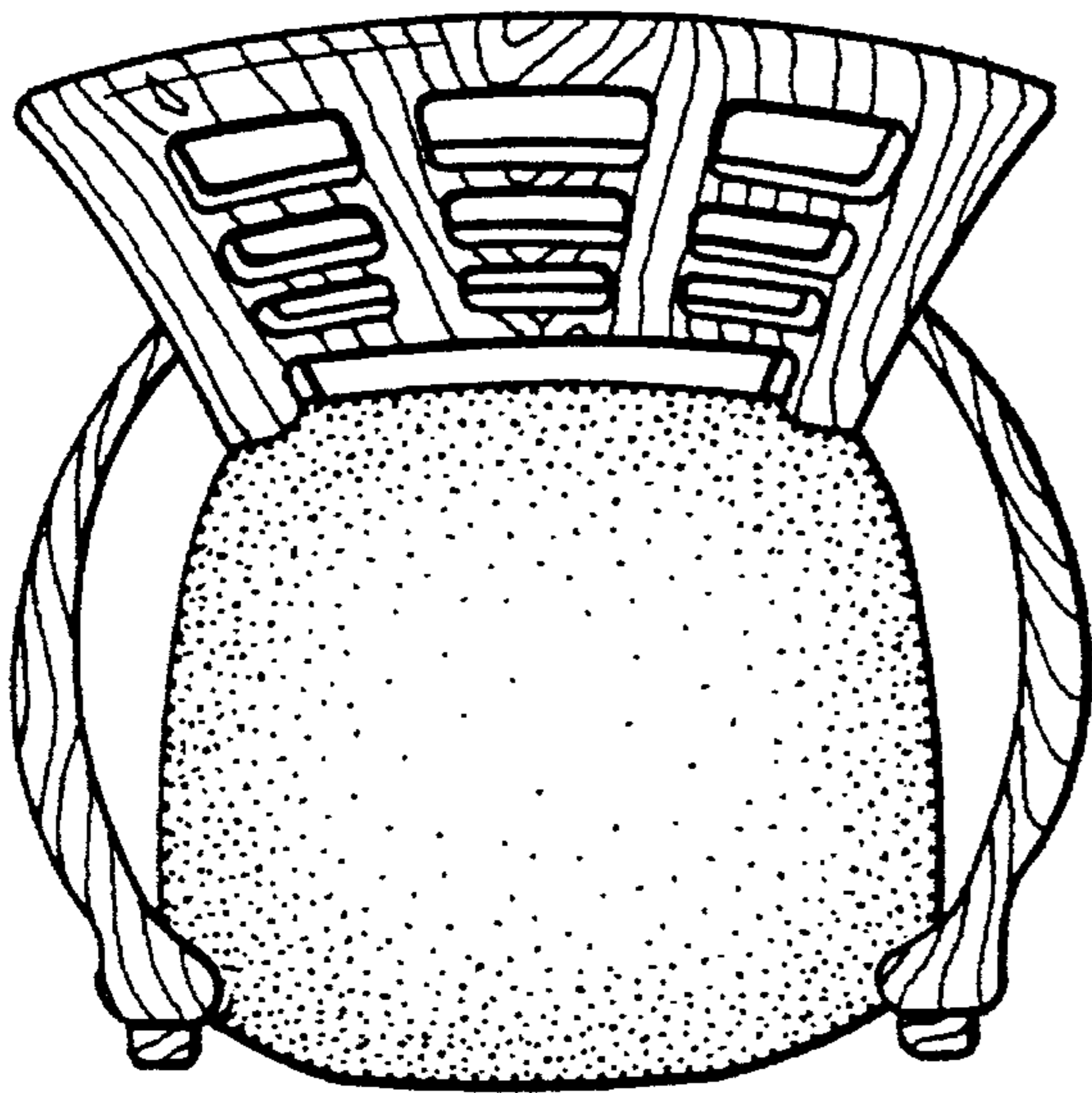


Fig - 3

Fig - 4


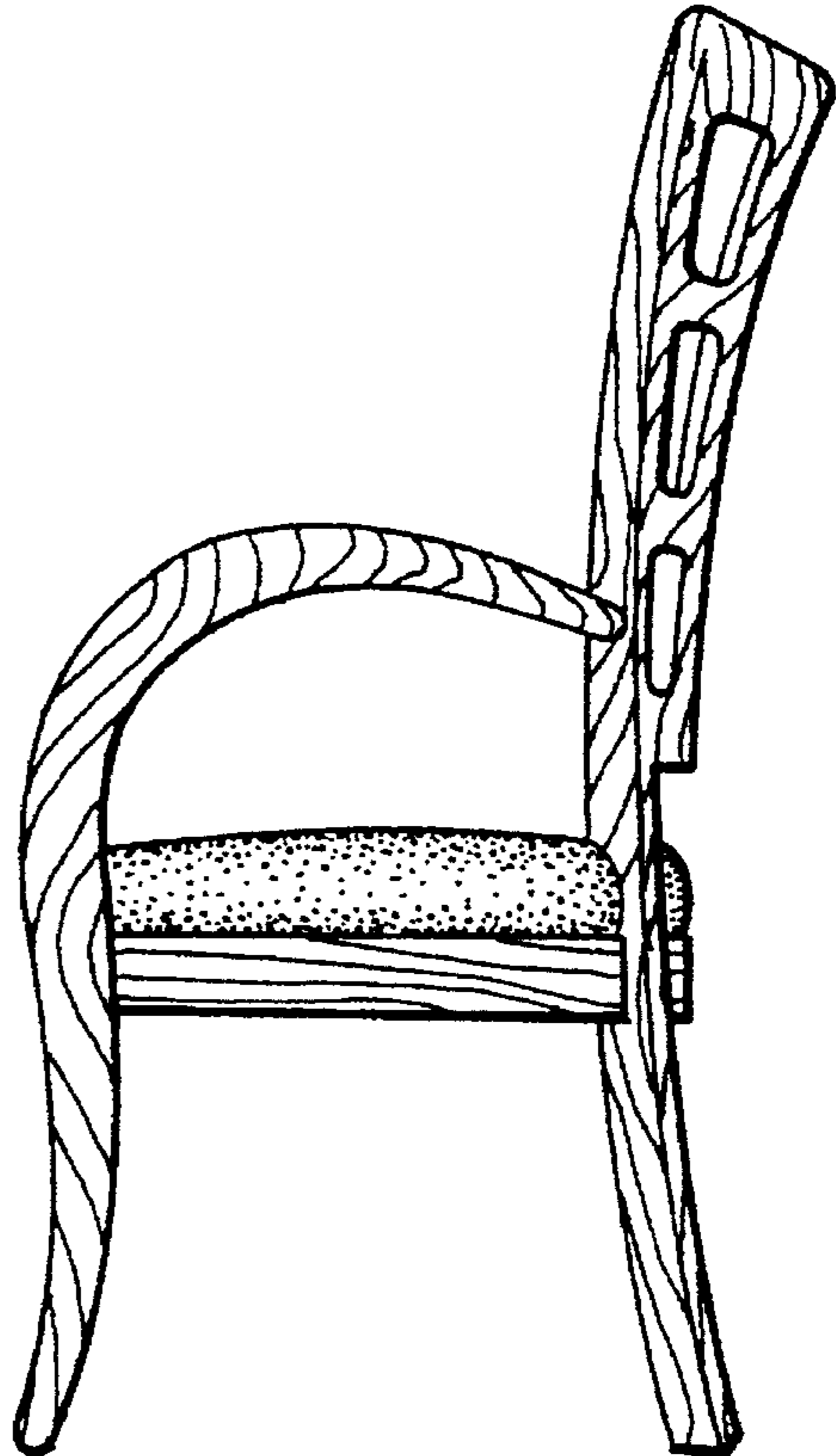


Fig - 5



Fig - 6




Fig - 7