



US00D376265S

# United States Patent [19]

Lewis et al.

[11] Patent Number: Des. 376,265

[45] Date of Patent: \*\*Dec. 10, 1996

[54] CHAIR

[75] Inventors: Jack R. Lewis, Monroe; Kenneth W. Liss, Newport, both of Mich.; Otto Smoktonowicz, Jr., Oregon, Ohio

[73] Assignee: La-Z-Boy Chair Co., Monroe, Mich.

[\*\*] Term: 14 Years

[21] Appl. No.: 45,220

[22] Filed: Oct. 13, 1995

[52] U.S. Cl. .... D6/334; D6/367

[58] Field of Search ..... D6/334, 335, 336, D6/360, 367, 500, 501, 502; 297/445.1

[56] References Cited

## U.S. PATENT DOCUMENTS

D. 235,284	6/1975	Gill	.....	D6/334
D. 251,761	5/1979	Long	.....	D6/334
D. 351,509	10/1994	Goldberg	.....	D6/367
D. 358,943	6/1995	Natuzzi et al.	.....	D6/334

## OTHER PUBLICATIONS

Kirschman's, Jun. 1992, p. 3, Lane recliner at bottom center.  
Bloomingdale's, Sep. 24, 1994, p. 4, Natuzzi recliner at bottom right.

Primary Examiner—Gary D. Watson

Attorney, Agent, or Firm—Harness, Dickey & Pierce, P.L.C.

[57] CLAIM

The ornamental design for a chair, as shown and described.

## DESCRIPTION

FIG. 1 is a front perspective view of a chair embodying our new design;

FIG. 2 is a front elevational view of the design;

FIG. 3 is a top plan view of the design;

FIG. 4 is a side elevational view of the design, the opposite side being substantially a mirror image thereof (without the handle shown in phantom); and,

FIG. 5 is a rear elevation view of the design.

The broken line showing of an adjustment handle in FIGS. 1 and 4 and the broken line showing of a base in FIGS. 4 and 5 is for environmental purposes only and forms no part of the claimed design.

1 Claim, 3 Drawing Sheets




FIG 1

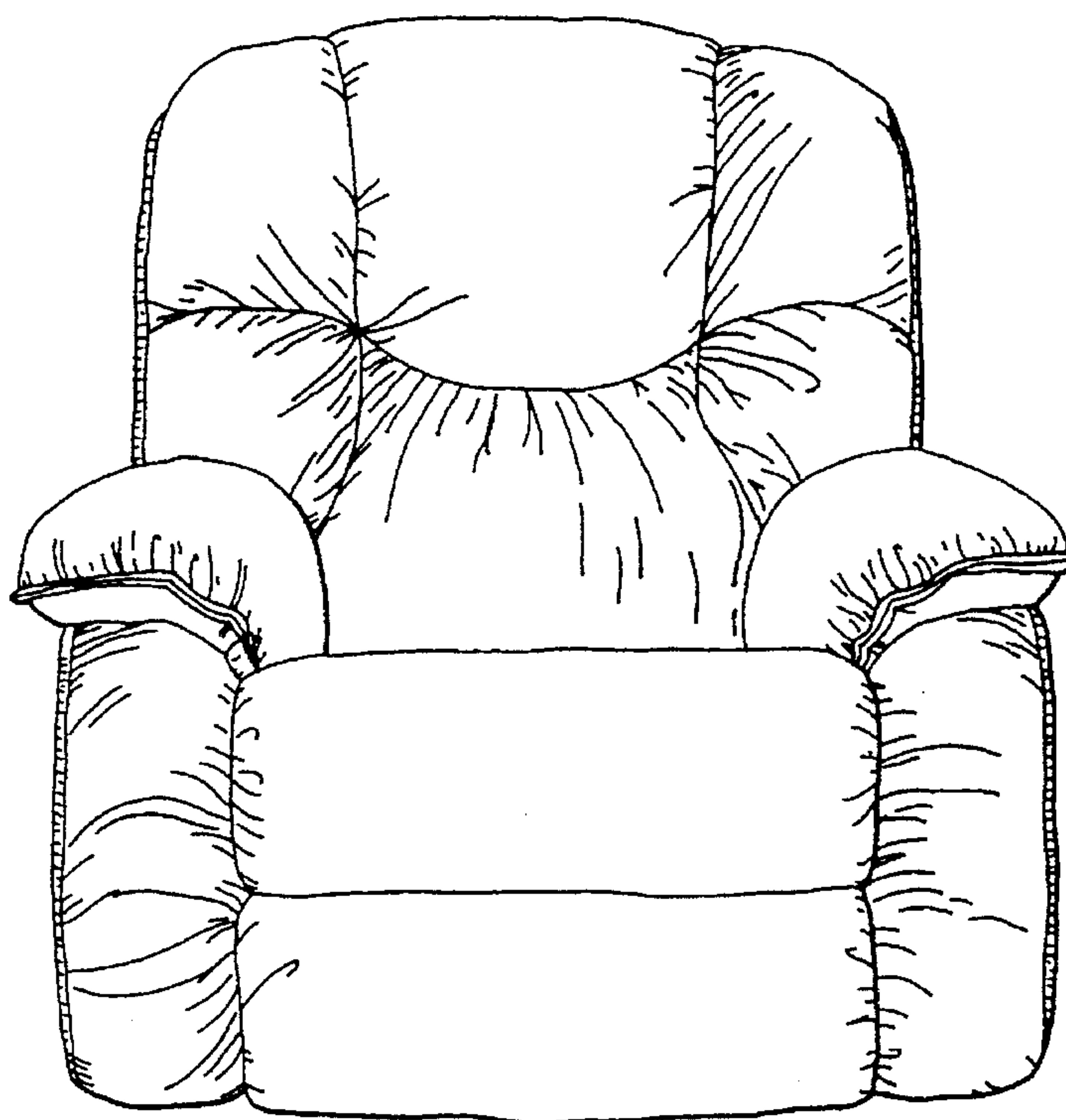
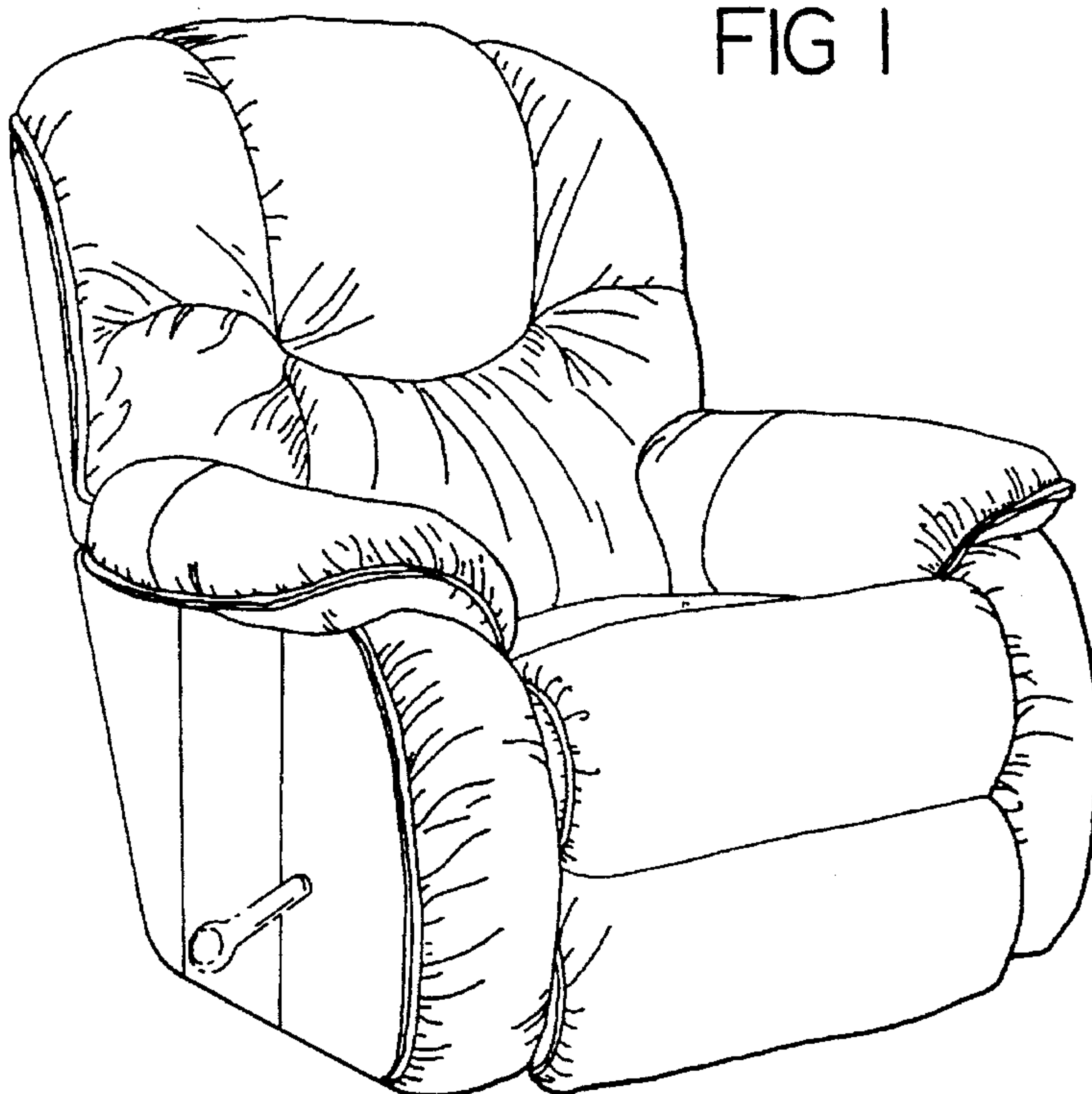


FIG 2

FIG 3

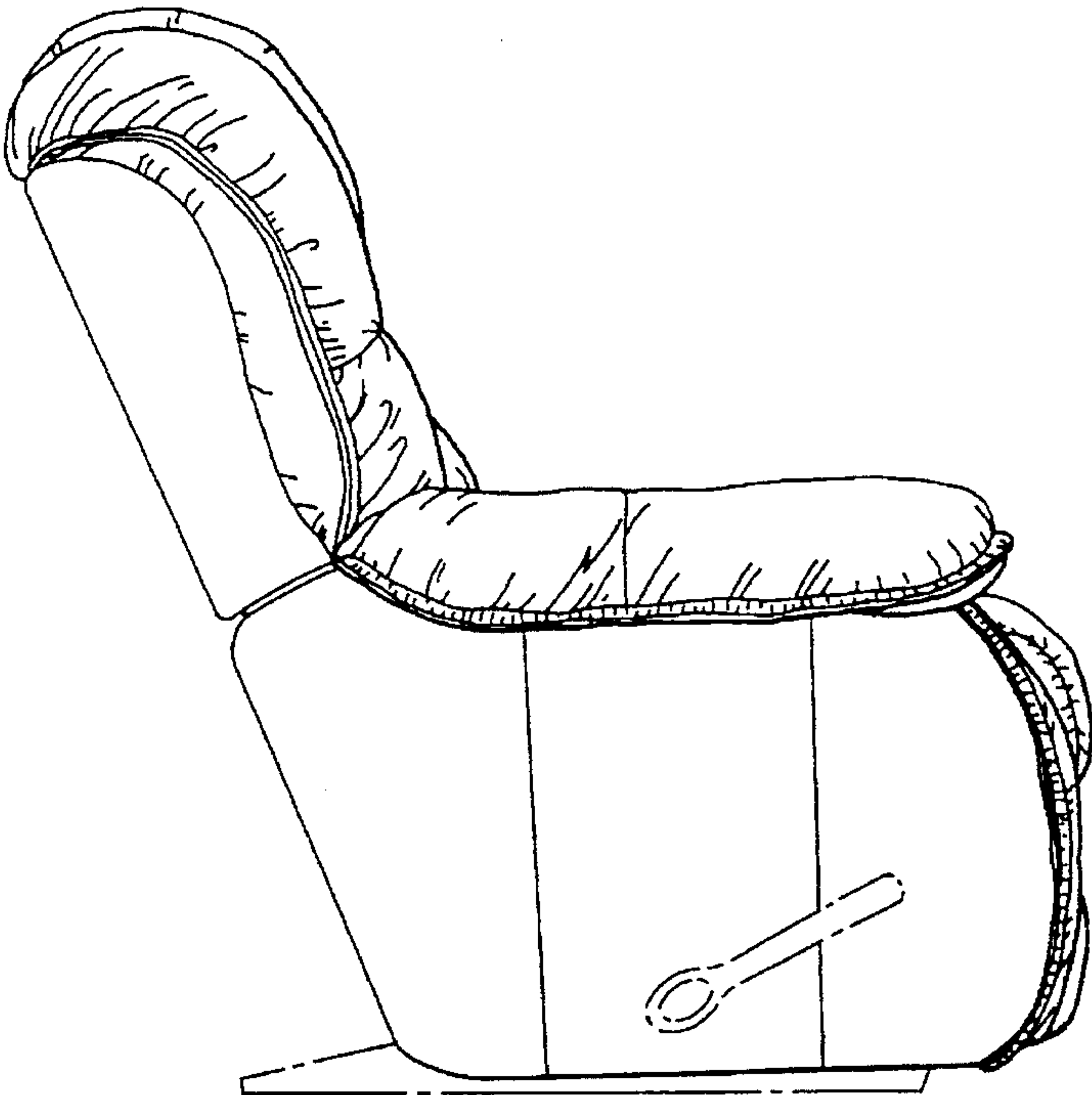
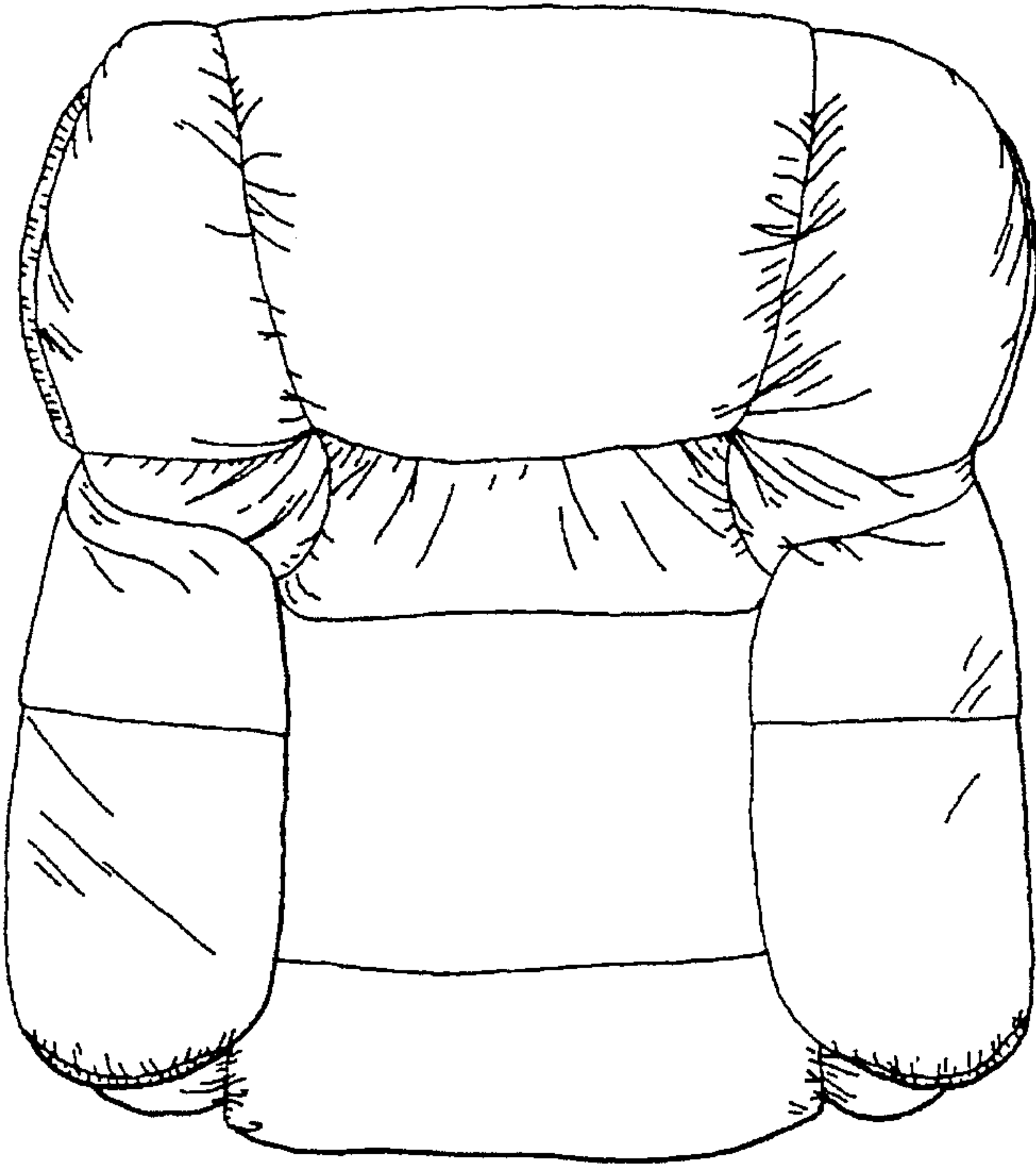


FIG 4




FIG 5