



US00D376256S

United States Patent [19]

[11] Patent Number: **Des. 376,256**

Clegg

[45] Date of Patent: ****Dec. 10, 1996**

[54] **SIDE ELEMENT OF A SHOE UPPER**

D. 362,953 10/1995 Greene .

[75] Inventor: **Damon Clegg**, Portland, Oreg.

3,138,880 6/1994 Kunzli .

5,271,130 12/1993 Batra 36/50.1 X

[73] Assignee: **Nike, Inc.**, Beaverton, Oreg.

OTHER PUBLICATIONS

[**] Term: **14 Years**

Nike Footwear Catalog, Spring 1996, p. 26, published Jun. 1995.

[21] Appl. No.: **46,325**

Nike Footwear Catalog, Holiday 1995, pp. 82 and 84, published Mar. 1995.

[22] Filed: **Nov. 13, 1995**

Nike Footwear Catalog, Fall 1995, p. 54, published Nov. 1994.

[52] U.S. Cl. **D2/972**

Nike Footwear Catalog, Late Spring 1994, p. 36, published Sep. 1993.

[58] Field of Search D2/902, 972, 970;
36/3 A, 45, 50.1, 51, 83, 114, 129

Nike Footwear Catalog, Fall 1989, p. 80, published Dec. 1988.

[56] References Cited

Primary Examiner—Dominic Simone

Attorney, Agent, or Firm—Banner & Allegretti, Ltd.

U.S. PATENT DOCUMENTS

[57] CLAIM

- D. 293,159 12/1987 Sacre .
- D. 294,422 3/1988 Gamm .
- D. 297,780 9/1988 Tong et al. .
- D. 297,882 10/1988 Tong et al. .
- D. 330,624 11/1992 Worthington .
- D. 346,272 4/1994 Cessor .
- D. 347,109 5/1994 Avar .
- D. 348,561 7/1994 Lozano .
- D. 348,765 7/1994 Lozano .
- D. 348,976 7/1994 Van Noy .
- D. 350,022 8/1994 Bell et al. .
- D. 351,058 10/1994 Hatfield et al. .
- D. 351,275 10/1994 Hatfield et al. .
- D. 351,941 11/1994 Avar .
- D. 354,163 1/1995 Hatfield D2/970
- D. 356,439 3/1995 Teague .
- D. 358,021 5/1995 Vestuti D2/902 X
- D. 361,425 8/1995 Backus .
- D. 361,885 9/1995 Hatfield D2/970
- D. 362,111 9/1995 Avar .

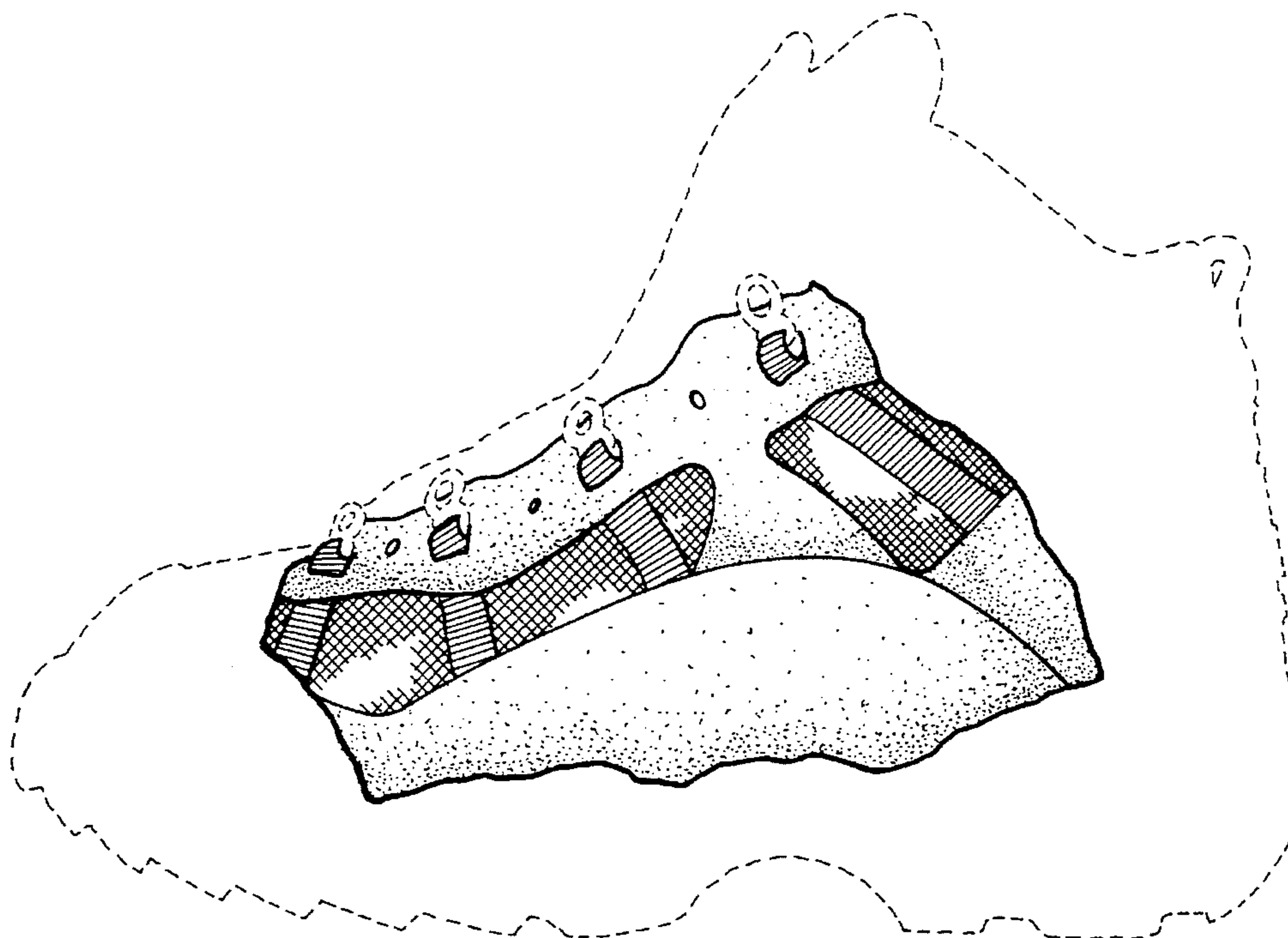
The ornamental design for a side element of a shoe upper, as shown and described.

DESCRIPTION

FIG. 1 is a side elevational view of a shoe upper having a side element showing my new design; FIG. 2 is a front elevational view of the shoe upper having the side element shown in FIG. 1; and, FIG. 3 is a top plan view of the shoe upper having the side element shown in FIG. 1.

The broken line showing of a shoe sole, the eyelet elements in FIG. 1, and the remainder of the shoe upper, is for illustrative purposes and forms no part of the claimed design.

1 Claim, 2 Drawing Sheets



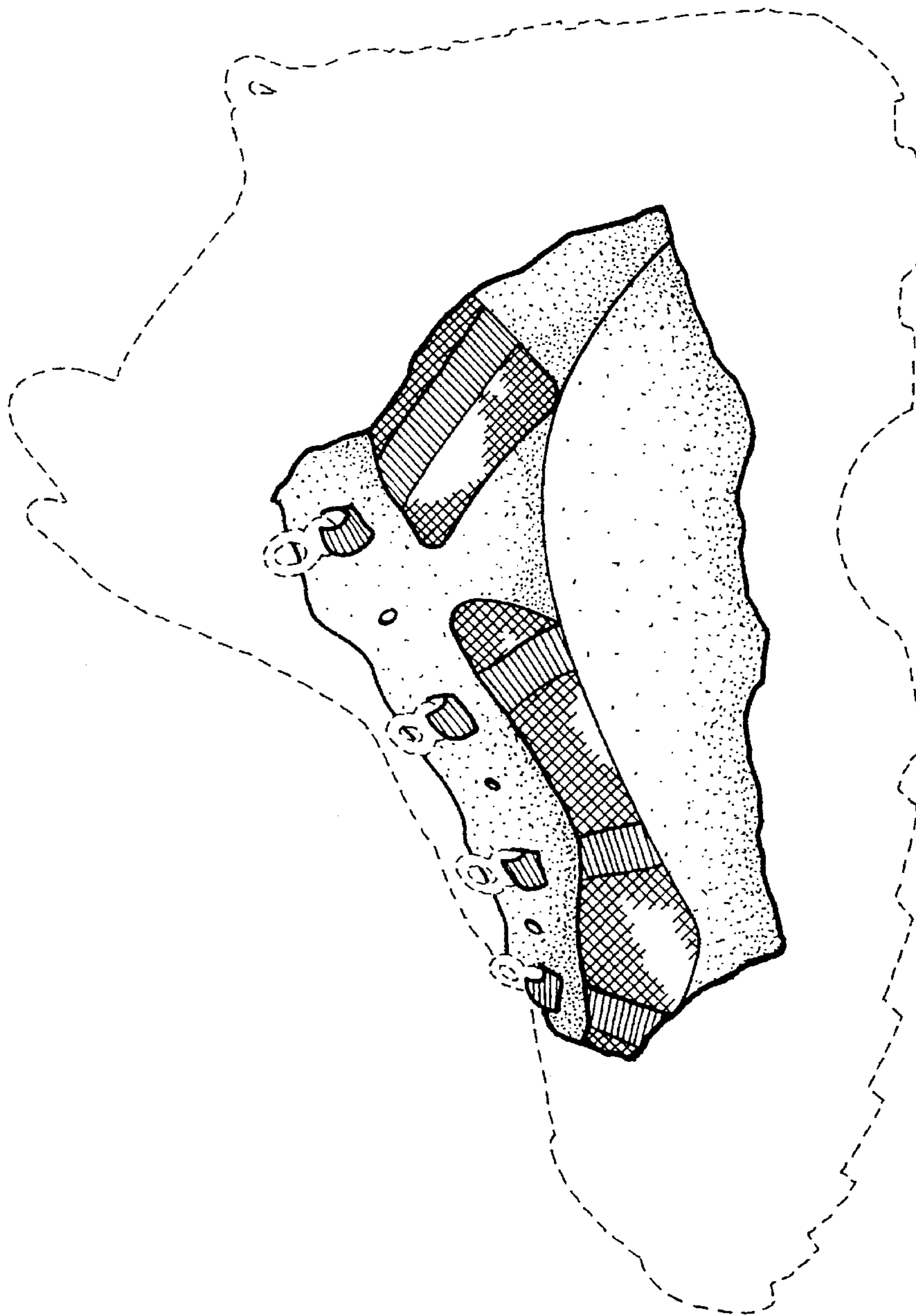


FIG. 1

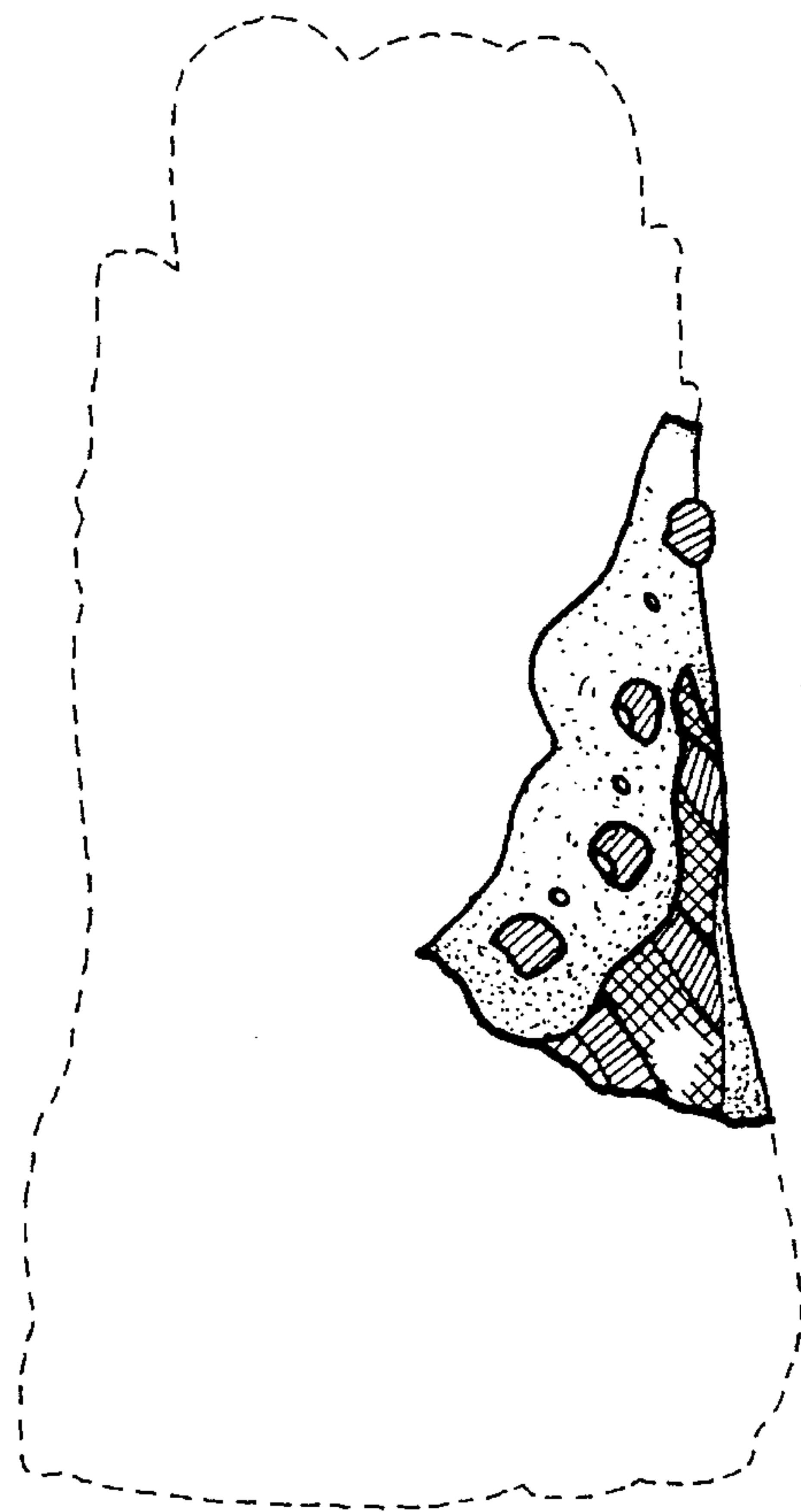


FIG. 2

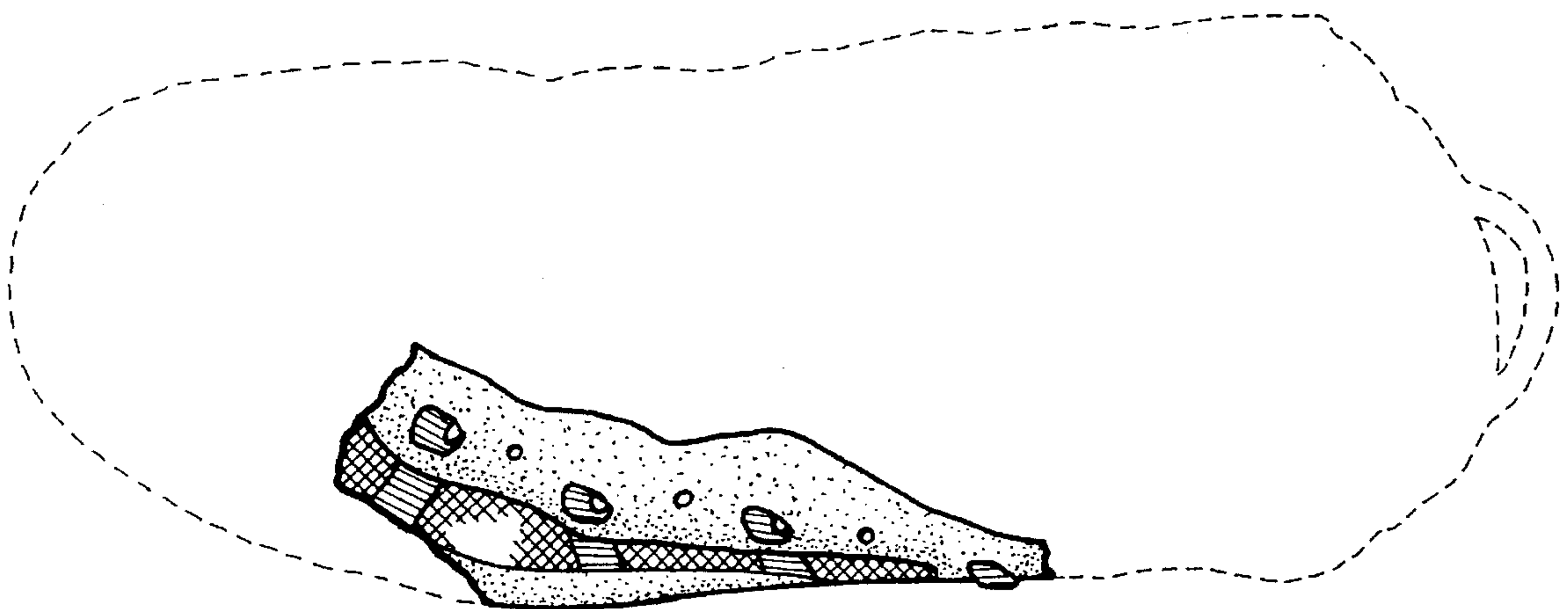


FIG. 3