



US00D376245S

United States Patent [19]
Brantley-Alcock

[11] **Patent Number: Des. 376,245**
[45] **Date of Patent: **Dec. 3, 1996**

[54] **JEWELRY ITEM**

[76] Inventor: **Karen J. Brantley-Alcock**, 420
Rosemary La., Danville, Va. 24541

[**] Term: **14 Years**

[21] Appl. No.: **42,124**

[22] Filed: **Aug. 1, 1995**

[52] U.S. Cl. **D99/25; D11/1; D11/40;**
D11/44; D11/70; D11/79; D11/81; D99/27

[58] Field of Search D11/1, 2, 7, 40,
D11/43, 48, 70, 77, 78.1, 79, 81, 95, 96,
99; D99/25, 27; 63/1.1, 2, 20, 18, 12, 13;
D19/65; 24/67.9

[56] **References Cited**

U.S. PATENT DOCUMENTS

D. 51,201	8/1917	Donnelly	D11/83
D. 216,371	12/1969	Winchell	D99/27
D. 234,776	4/1975	Moskowitz et al.	D11/96
D. 243,346	2/1977	Samuels	D11/79 X
D. 251,717	5/1979	Graves	D11/103
D. 255,279	6/1980	Graves	D11/70 X

D. 259,032	4/1981	Reyes	D11/70
D. 283,807	5/1986	Dobbins	D11/79
D. 299,579	1/1989	Jones	D11/70 X
D. 301,897	6/1989	Wagner	D19/65
D. 336,058	6/1993	Sery	D11/43 X
2,957,218	10/1960	Sponsel	24/67.9

Primary Examiner—James M. Gandy
Assistant Examiner—Caron D. Veynar
Attorney, Agent, or Firm—Richard C. Litman

[57] **CLAIM**

The ornamental design for a jewelry item, as shown and described.

DESCRIPTION

FIG. 1 is a front elevational view of the jewelry item showing my new design;
FIG. 2 is a rear elevational view thereof;
FIG. 3 is a top elevational view thereof;
FIG. 4 is a right side elevational view with the left side being a mirror image thereof; and,
FIG. 5 is a bottom view thereof.

1 Claim, 1 Drawing Sheet

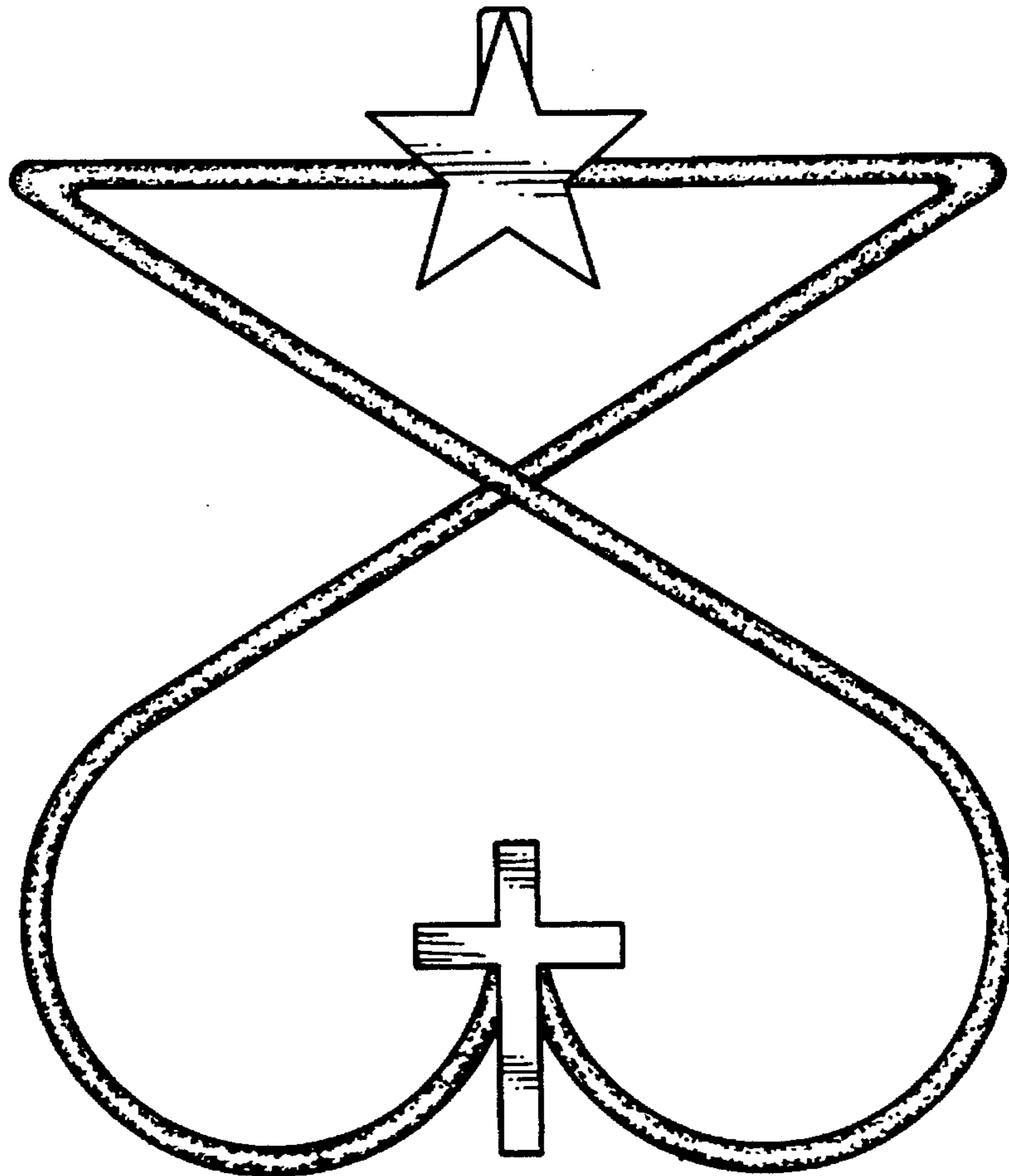




Fig. 3

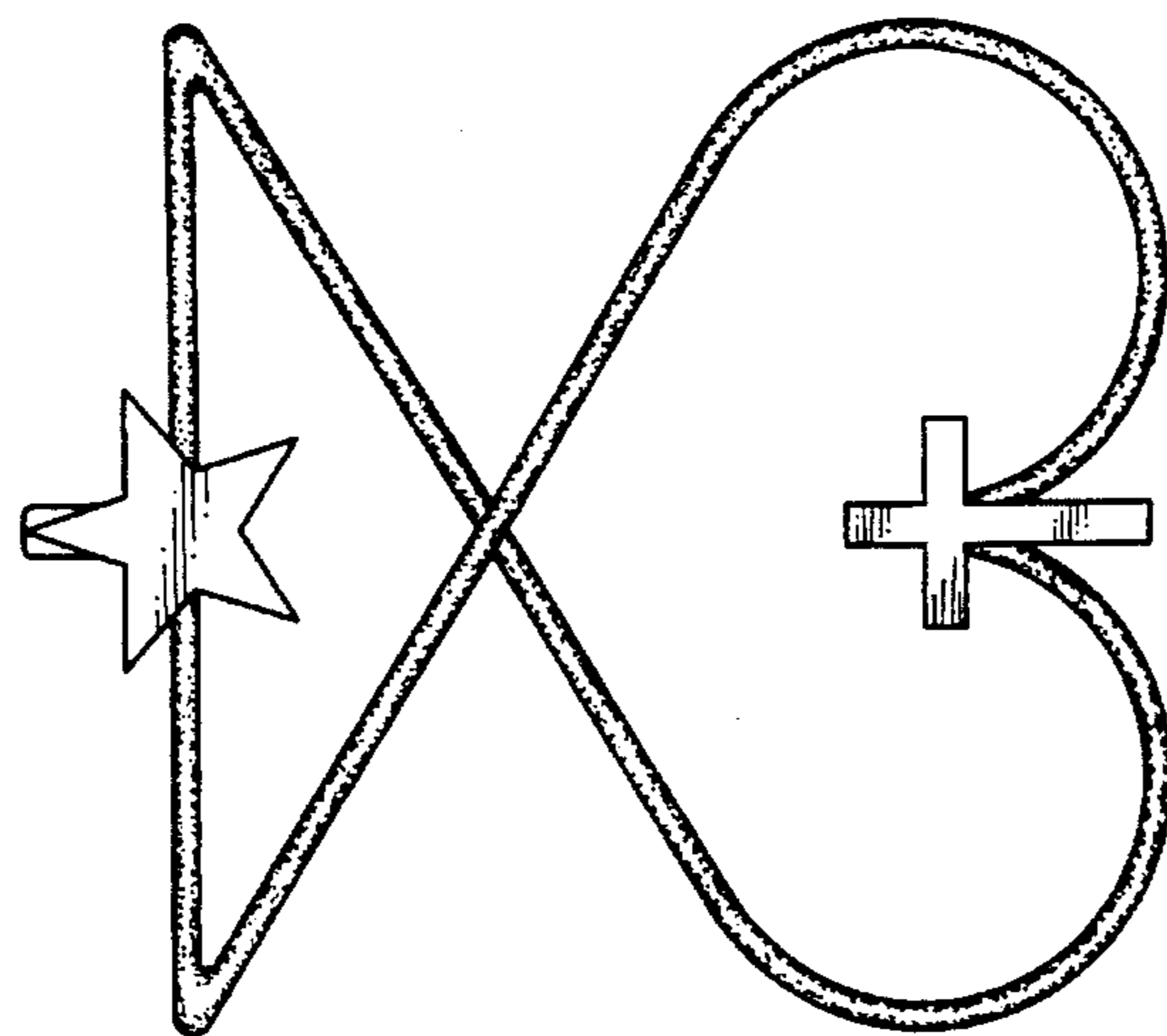


Fig. 1




Fig. 4



Fig. 5

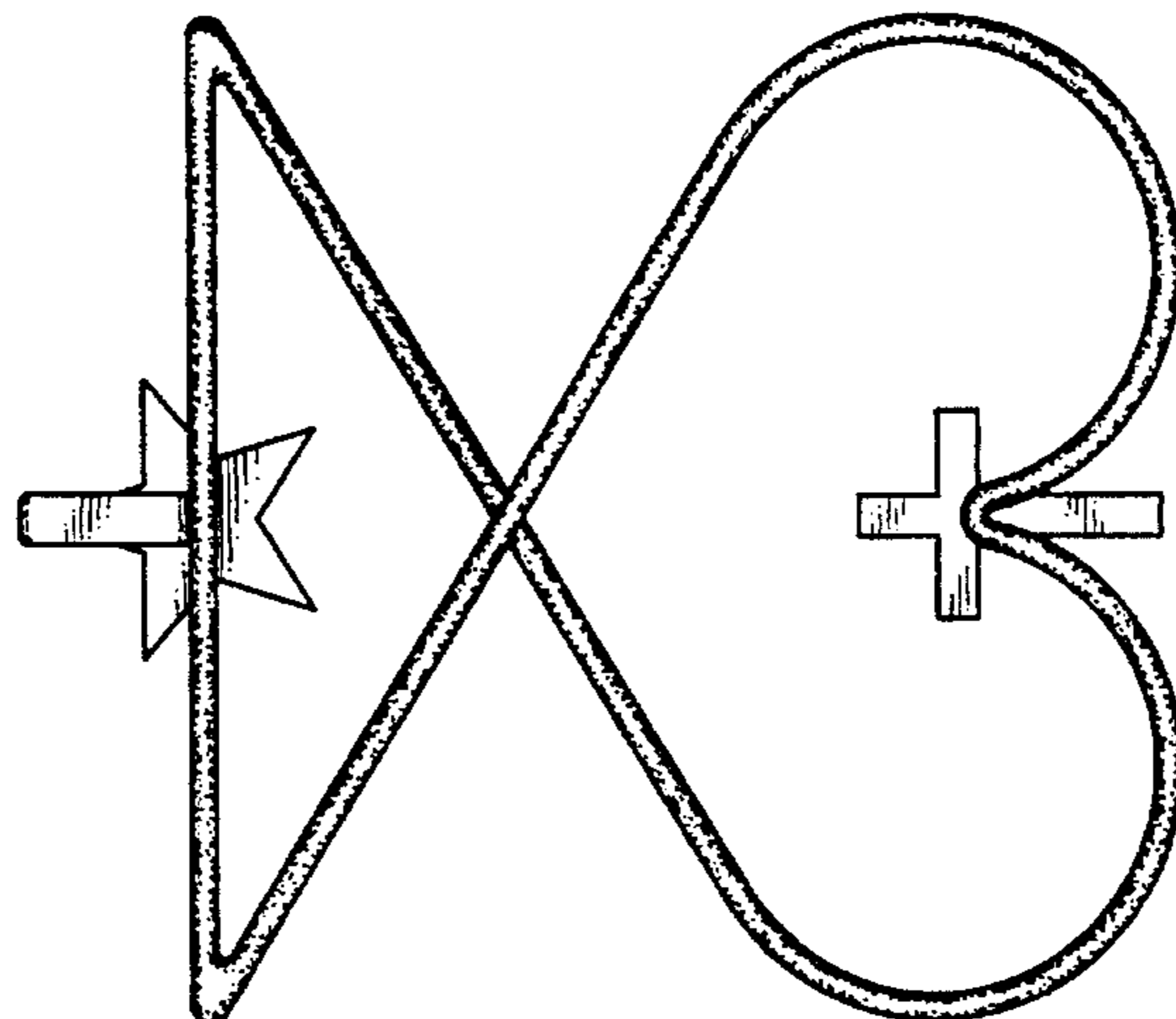


Fig. 2