



US00D376215S

United States Patent [19]

[11] **Patent Number:** **Des. 376,215**

Gomm et al.

[45] **Date of Patent:** ****Dec. 3, 1996**

[54] **RETRACTABLE LEASH HEADLIGHT AND FLASHER**

FOREIGN PATENT DOCUMENTS

420208 11/1934 United Kingdom 340/321

[76] Inventors: **Nelson R. Gomm**, 14 Gioconda Ave., Acton, Mass. 01720; **Frances S. Caouette**, 522 Tumbling Hawk, Acton, Mass. 01718

Primary Examiner—James M. Gandy

Assistant Examiner—Linda Brooks

[**] Term: **14 Years**

[57] **CLAIM**

The ornamental design for a retractable leash headlight and flasher, as shown and described.

[21] Appl. No.: **33,295**

DESCRIPTION

[22] Filed: **Jan. 9, 1995**

FIG. 1 is a top plan view;

[52] U.S. Cl. **D26/38; D30/153**

FIG. 2 is a rear elevational view;

[58] **Field of Search** D30/153; D26/37, D26/38, 39; 362/103, 108, 109, 190, 191, 253; 119/794-799, 859; 224/251; 340/321, 326; 33/23.02, 764, 768, 769

FIG. 3 is a right (outer) side elevational view;

FIG. 4 is a front elevational view;

FIG. 5 is a bottom plan view;

FIG. 6 is a left (inner) side elevational view;

[56] **References Cited**

U.S. PATENT DOCUMENTS

D. 337,866	7/1993	Wiens	D30/153
D. 356,177	3/1995	Yuen	D26/37 X
1,074,376	9/1913	Neudörffer	362/196
3,935,443	1/1976	Simmons	240/6.4
4,202,510	5/1980	Stanish	242/107.4
4,513,692	4/1985	Kuhnsman et al.	119/109
4,875,145	10/1989	Roberts	362/108 X
5,429,075	7/1995	Passarella et al.	..	

FIG. 7 is a perspective view of a retractable leash headlight and flasher shown attached to a retractable leash. The retractable leash shown in broken lines is for illustrative purposes only and does not form a part of the claimed design; and,

FIG. 8 is another side view of a retractable leash headlight and flasher, shown in reduced scale, depicting a typical application. The retractable leash, dog, and notional light beams shown in broken lines are for illustrative purposes only and do not form a part of the claimed design.

1 Claim, 2 Drawing Sheets

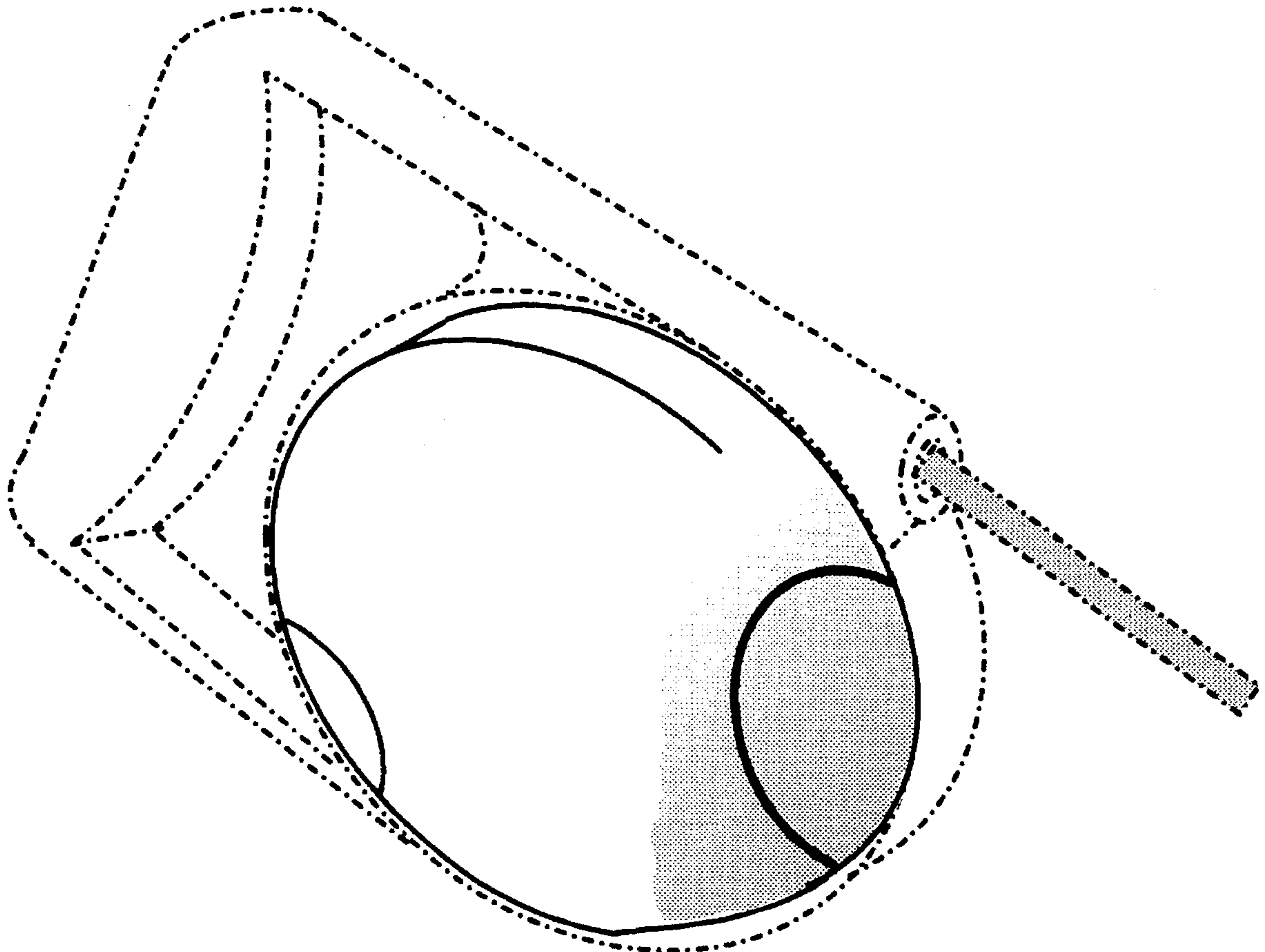




FIG. 1



FIG. 2

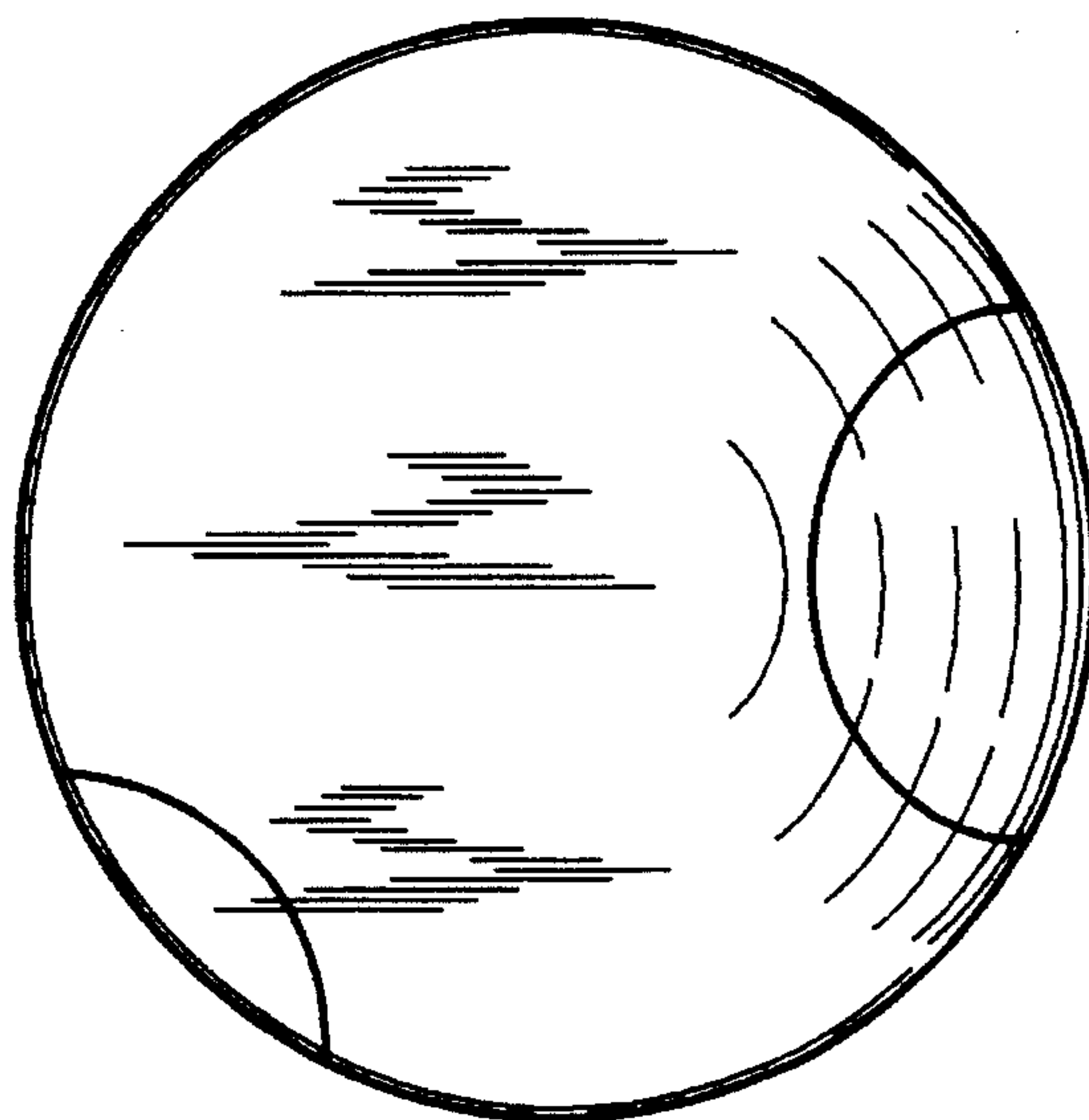


FIG. 3



FIG. 4




FIG. 5

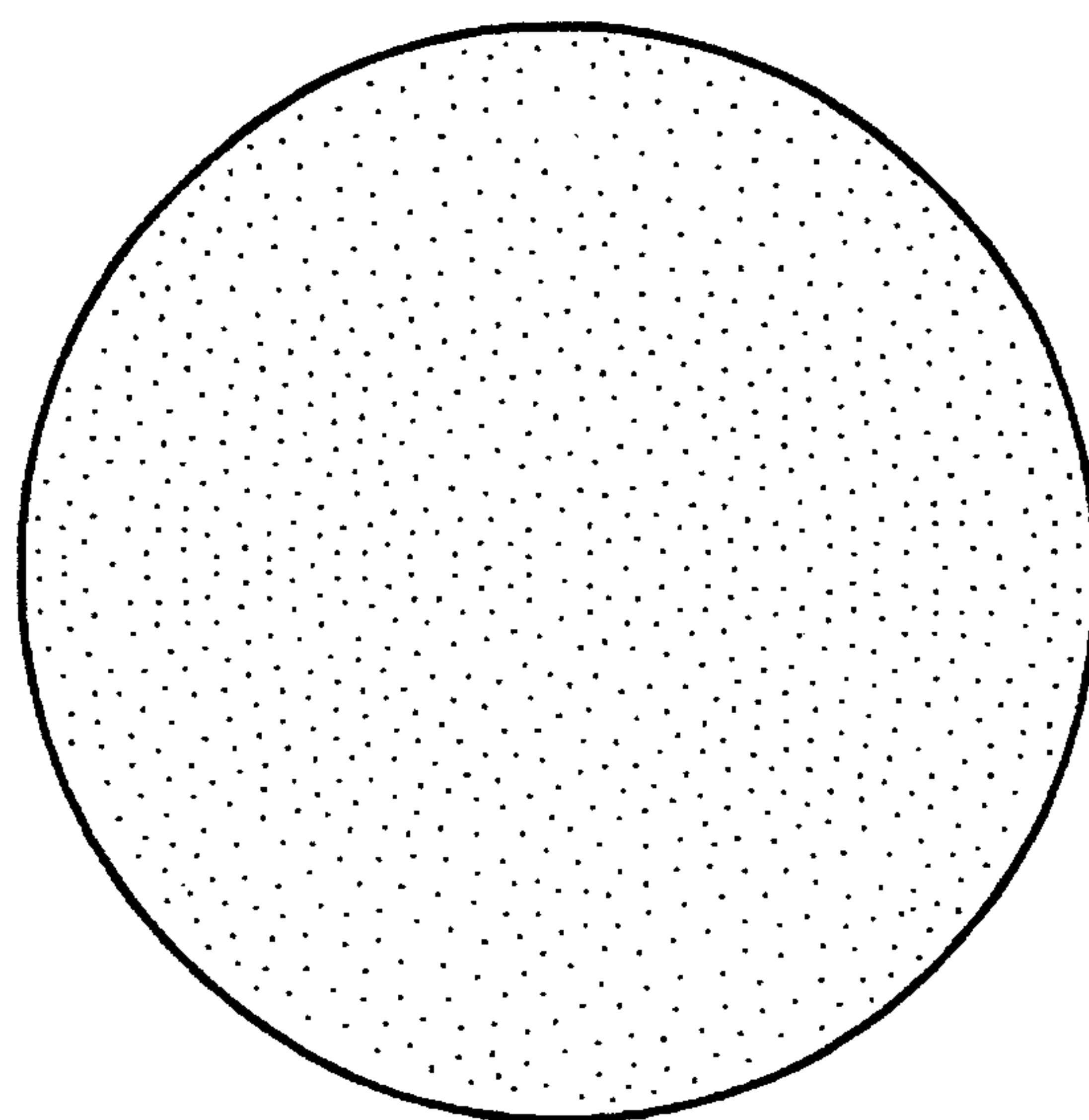


FIG. 6

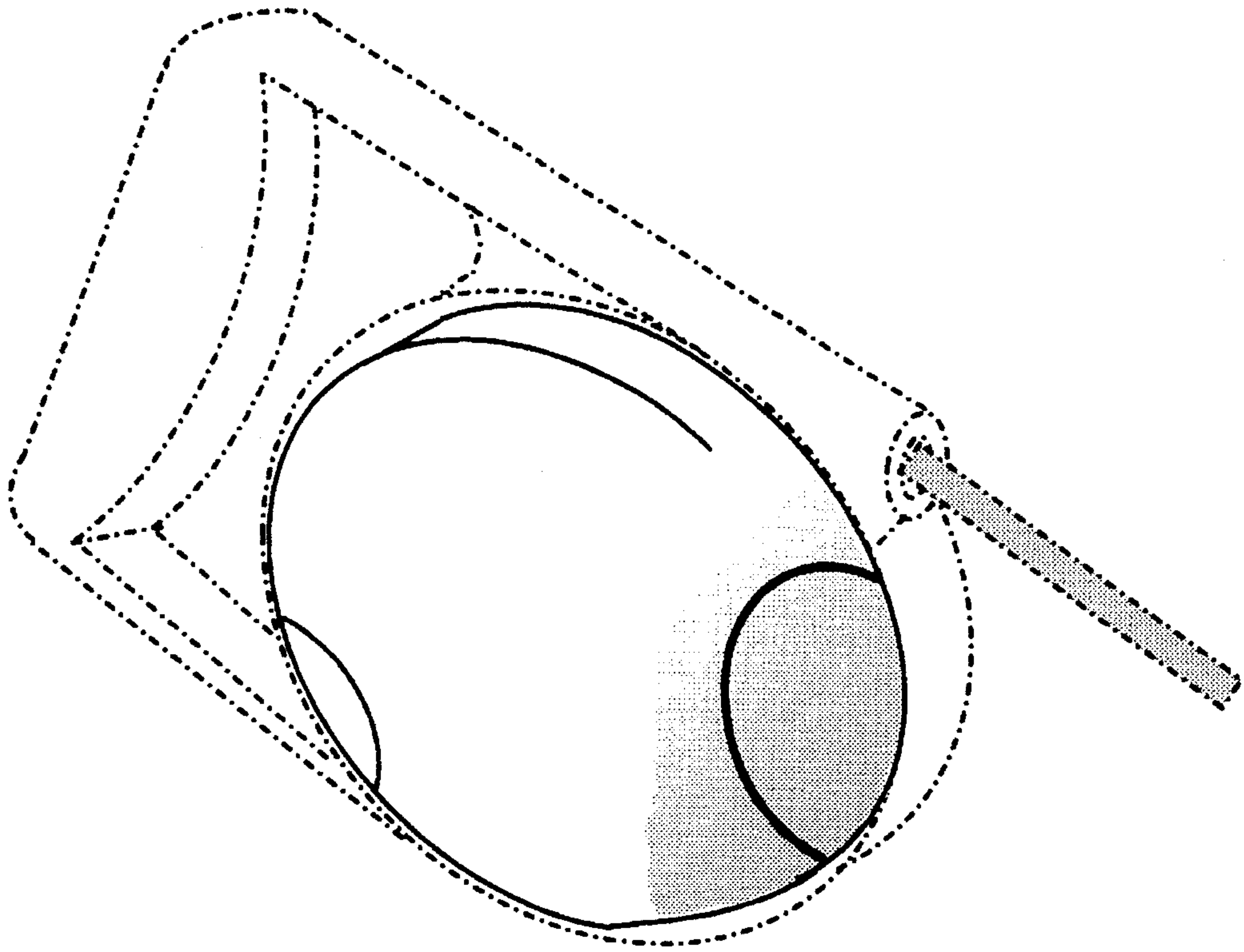


FIG. 7

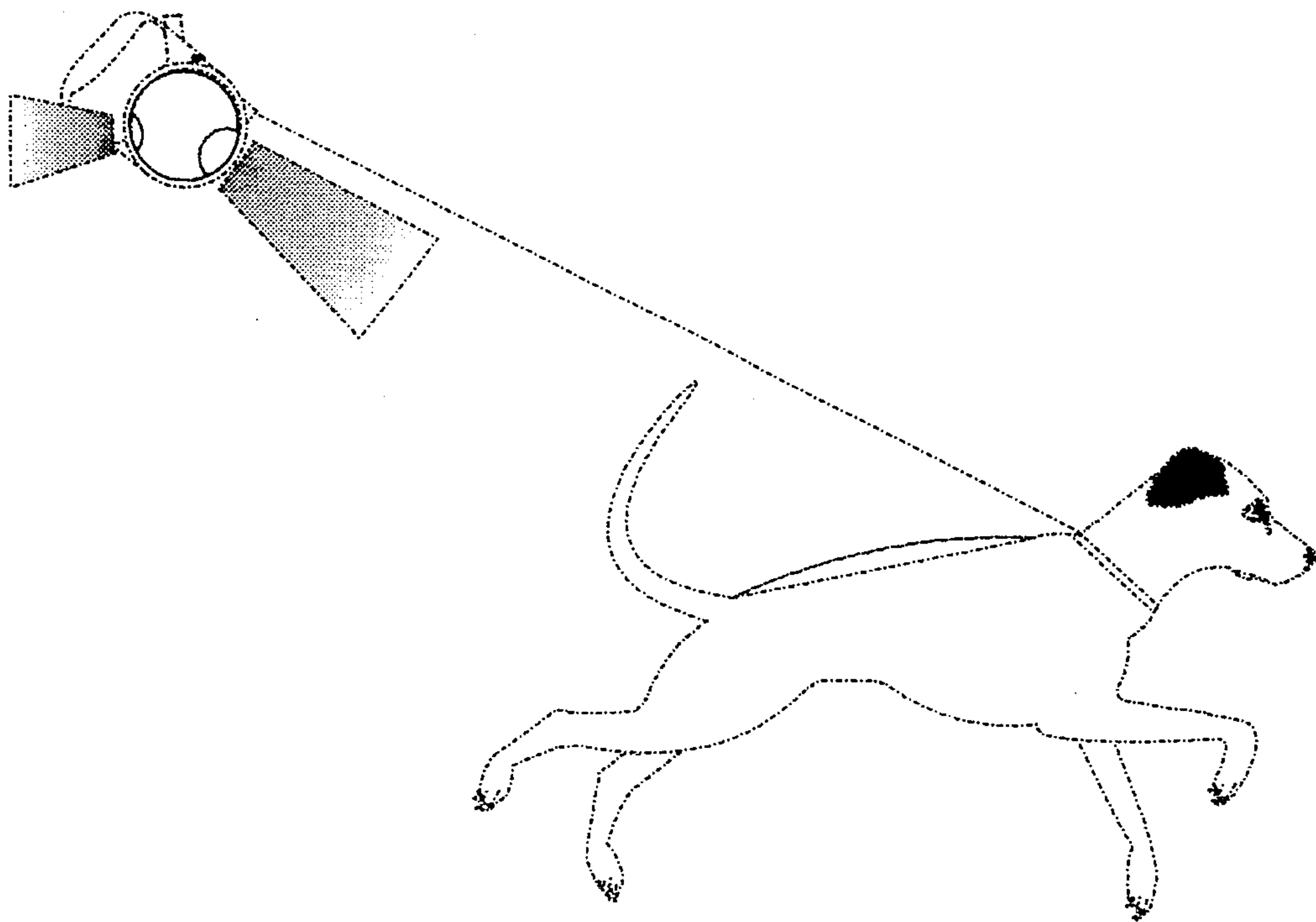


FIG. 8