



US00D376205S

United States Patent [19]

Tarfare et al.

[11] Patent Number: Des. 376,205

[45] Date of Patent: **Dec. 3, 1996

[54] ORAL CAVITY CLEANING DEVICE

[75] Inventors: **Nathmal S. Tarfare**, 4786 Mount
Vernon Blvd., Hamburg, N.Y. 14075;
Merry S. Riehm, Buffalo, N.Y.

[73] Assignee: **Nathan S. Tarfare**, Hamburg, N.Y.

[**] Term: 14 Years

[21] Appl. No.: 47,080

[22] Filed: Nov. 22, 1995

[52] U.S. Cl. D24/152

[58] Field of Search D24/146, 152-156,
D24/176-182; 15/167.1, 111, 117, 176.1,
176.2, 176.4, 176.5, 176.6; 433/143

[56] References Cited

U.S. PATENT DOCUMENTS

788,909	5/1905	Ivory	433/143
4,598,437	7/1986	Ernest et al.	15/167.1 X
4,638,521	1/1987	Potente et al.	15/167.1 X
5,005,246	4/1991	Yen-Hui	15/176.6 X
5,412,831	5/1995	Mongelluzzo	15/176.5 X

Primary Examiner—Kay H. Chin

Attorney, Agent, or Firm—Phillips, Lytle, Hitchcock, Blaine
& Huber

[57] CLAIM

The ornamental design for an oral cavity cleaning device, as
shown and described.

DESCRIPTION

FIG. 1 is a front elevational view of an oral cavity cleaning
device showing our new design;

FIG. 2 is a left side elevational view thereof, the right side
is a mirror image of that shown;

FIG. 3 is a perspective view thereof;

FIG. 4 is a rear elevational view thereof;

FIG. 5 is a front elevational view of a second embodiment
of the oral cavity cleaning device;

FIG. 6 is a left side elevational view of FIG. 5, the right side
is a mirror image of that shown;

FIG. 7 is a perspective view of FIG. 5; and,

FIG. 8 is a rear elevational view of FIG. 5.

1 Claim, 2 Drawing Sheets



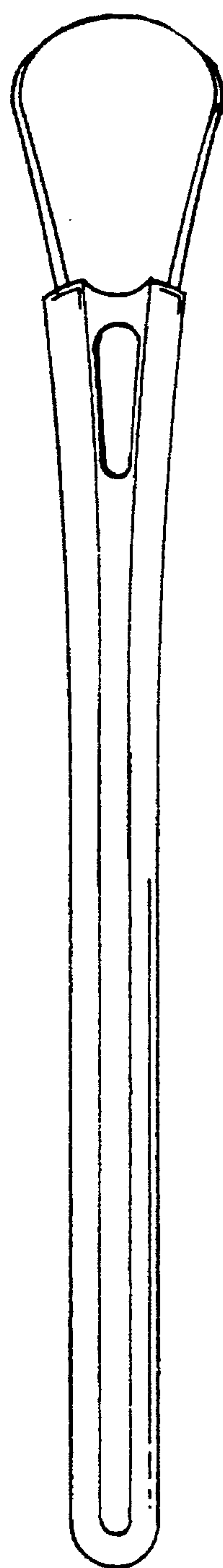


Fig. 1



Fig. 2



Fig. 3

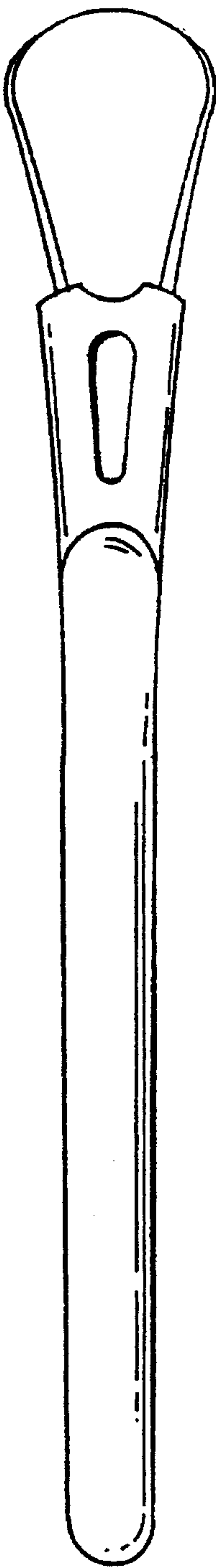


Fig. 4

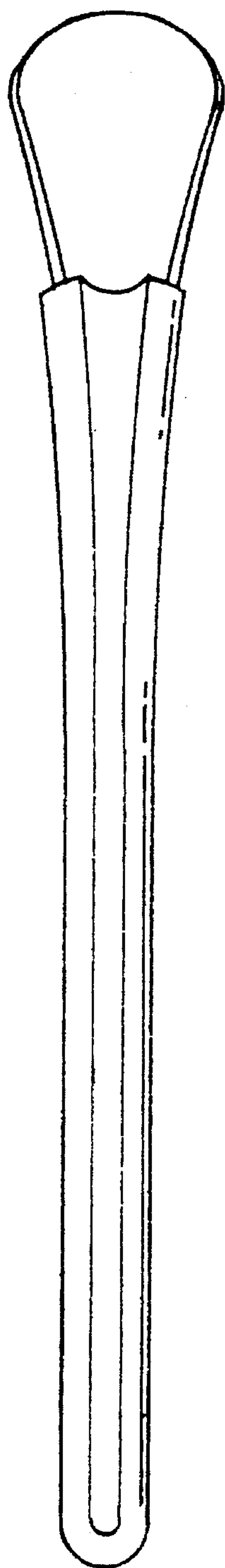


Fig. 5



Fig. 6



Fig. 7

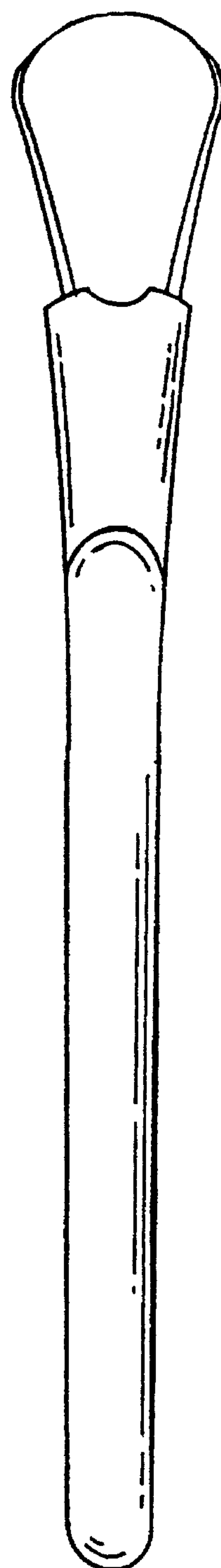


Fig. 8