



US00D376192S

**United States Patent** [19]  
**Bavoso**

[11] **Patent Number: Des. 376,192**  
[45] **Date of Patent: \*\*Dec. 3, 1996**

[54] **KNOB HANDLE FOR A BATH OR SHOWER**

D. 337,151 6/1993 Yost .  
D. 347,267 5/1994 Yost .  
D. 348,923 7/1994 Yost ..... D23/238

[75] Inventor: **John H. Bavoso**, Hamilton Square, N.J.

[73] Assignee: **American Standard Inc.**, Piscataway, N.J.

*Primary Examiner*—Stella Reid  
*Assistant Examiner*—E. Watterson  
*Attorney, Agent, or Firm*—Elaine Brenner Robinson; Ann M. Knab

[\*\*] Term: **14 Years**

[21] Appl. No.: **37,813**

[57] **CLAIM**

[22] Filed: **Jun. 15, 1995**

The ornamental design for a knob handle for a bath or shower, as shown and described.

[52] U.S. Cl. .... **D23/250**

[58] **Field of Search** ..... D23/238-243,  
D23/250-257; D8/300, 307, 310, 312; 4/675-678;  
16/118, 119, 111 R, 110 R; 126/153, 154

**DESCRIPTION**

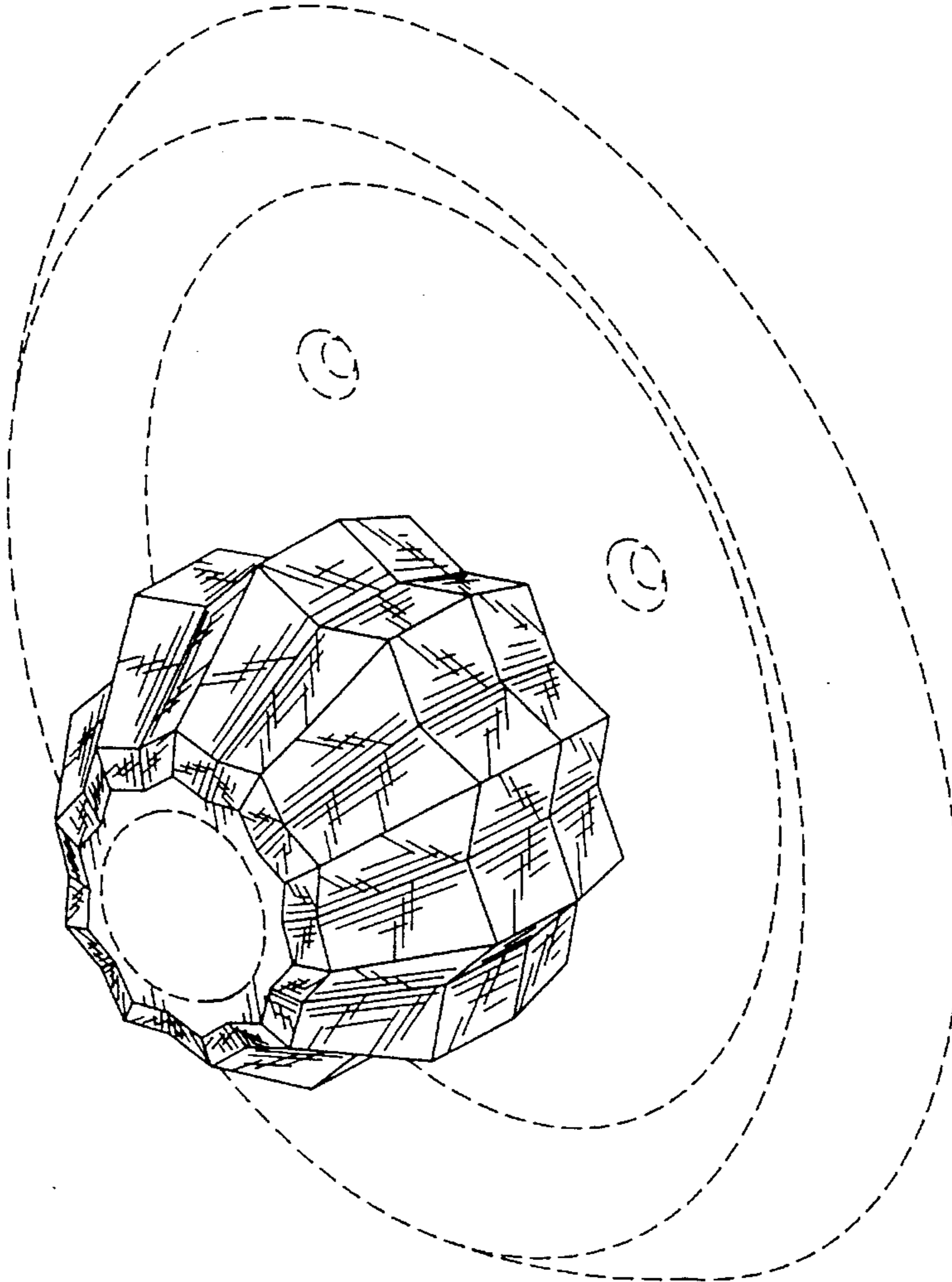
[56] **References Cited**

**U.S. PATENT DOCUMENTS**

D. 207,986	6/1967	Smalley	.....	D91/3
D. 237,613	11/1975	Saporito et al.	.....	D23/25
D. 267,187	12/1982	Romvik	.	
D. 279,403	6/1985	Doman	.....	D23/28
D. 287,220	12/1986	Yost	.	
D. 287,270	12/1986	Yost	.....	D23/28
D. 290,494	6/1987	Dragos	.....	D23/28

FIG. 1 is a perspective view of a knob handle for a bath or shower showing my new design;  
FIG. 2 is a left side view thereof, the right side being a mirror image of the left side view;  
FIG. 3 is a front elevational view thereof;  
FIG. 4 is a rear elevational view thereof; and,  
FIG. 5 is a top plan view thereof, the bottom plan view being a mirror image of the top plan view.  
The broken line showing is for illustrative purposes only and forms no part of the claimed design.

**1 Claim, 2 Drawing Sheets**



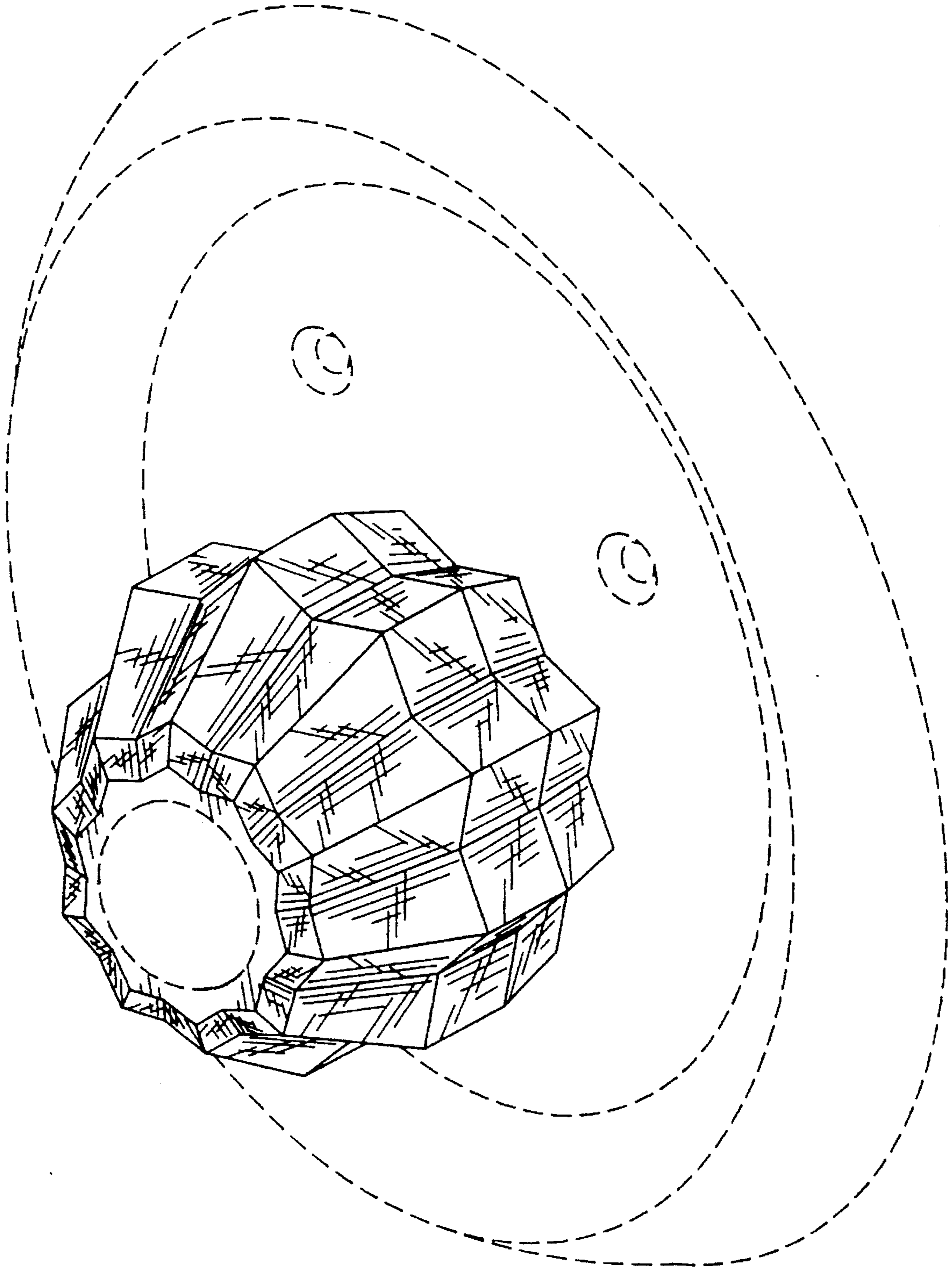


FIG. 1

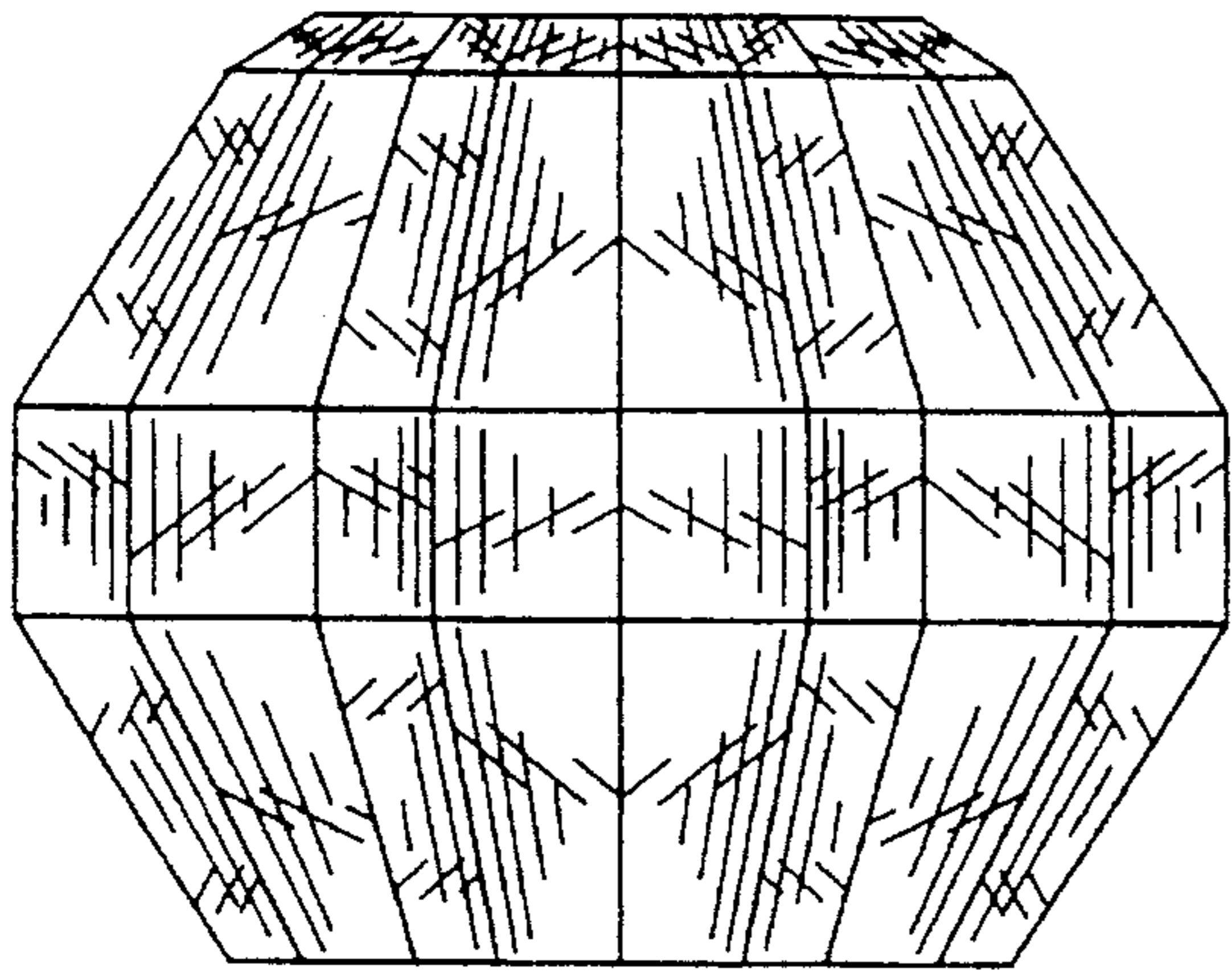


FIG. 2




FIG. 4




FIG. 3

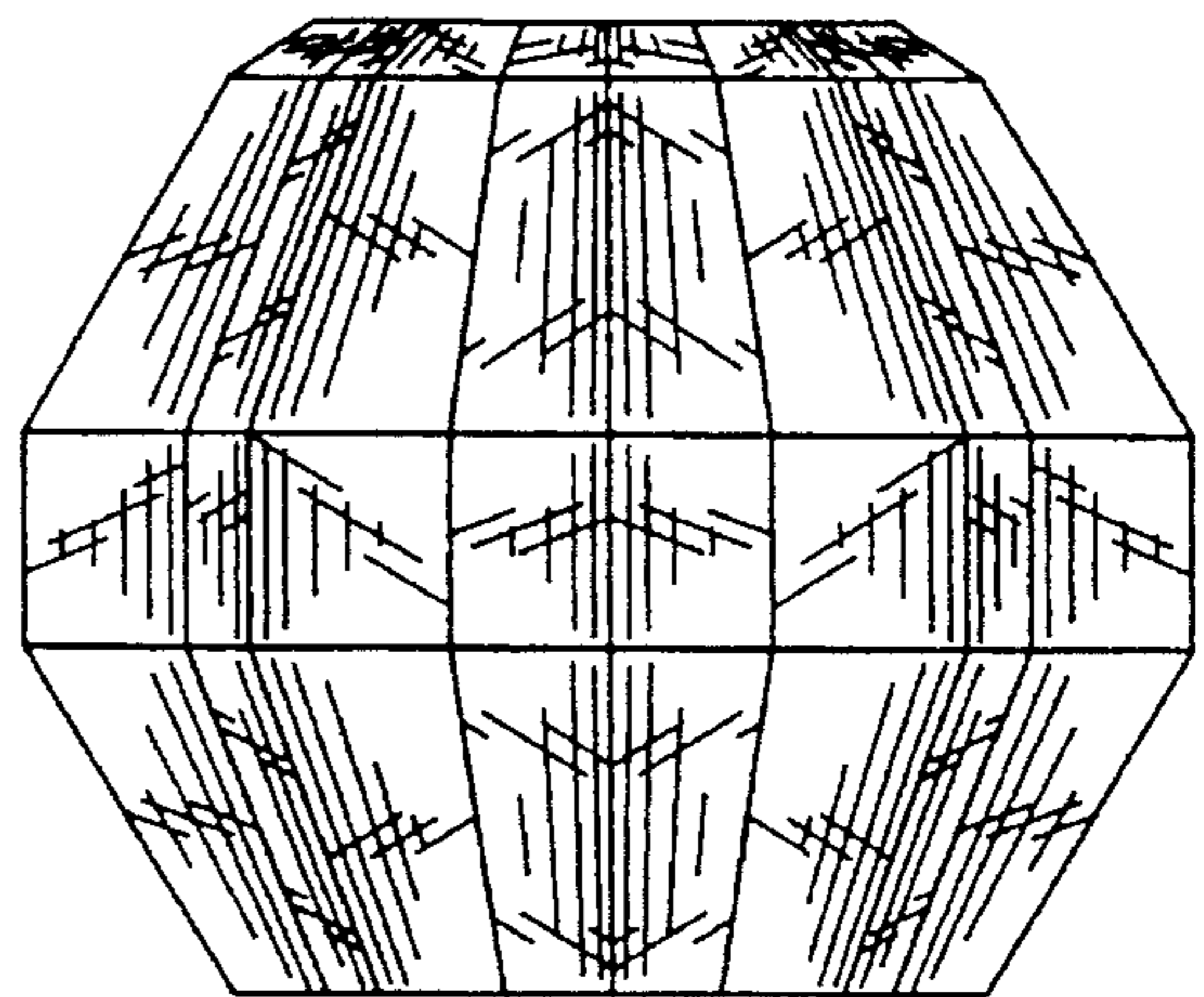


FIG. 5