



US00D376188S

United States Patent [19]

Riecken

[11] Patent Number: **Des. 376,188**

[45] Date of Patent: ****Dec. 3, 1996**

[54] **GUN STOCK RECOIL PAD**

[75] Inventor: **George C. Riecken**, Newburg, Ind.

[73] Assignee: **Rieckens, Inc.**, Evansville, Ind.

[**] Term: **14 Years**

[21] Appl. No.: **43,281**

[22] Filed: **Aug. 30, 1995**

[52] U.S. Cl. **D22/111**; D22/108

[58] Field of Search D22/100, 101,
D22/103, 108, 111, 199; D21/146, 147,
148; 42/18, 71.01, 74; D2/958

[56] **References Cited**

U.S. PATENT DOCUMENTS

D. 200,316	2/1965	Pachmayr	D22/111
D. 204,549	4/1966	Pachmayr	D22/111
D. 219,144	11/1970	Hofmeister	D22/111
D. 274,541	7/1984	McCone	D22/111

D. 275,510	9/1984	McCone	D22/111
D. 281,462	11/1985	Pope	D2/958 X
2,766,542	10/1956	Harvey	42/71.01

Primary Examiner—Louis S. Zarfaz
Assistant Examiner—Monica A. Hannon
Attorney, Agent, or Firm—Barnes & Thornburg

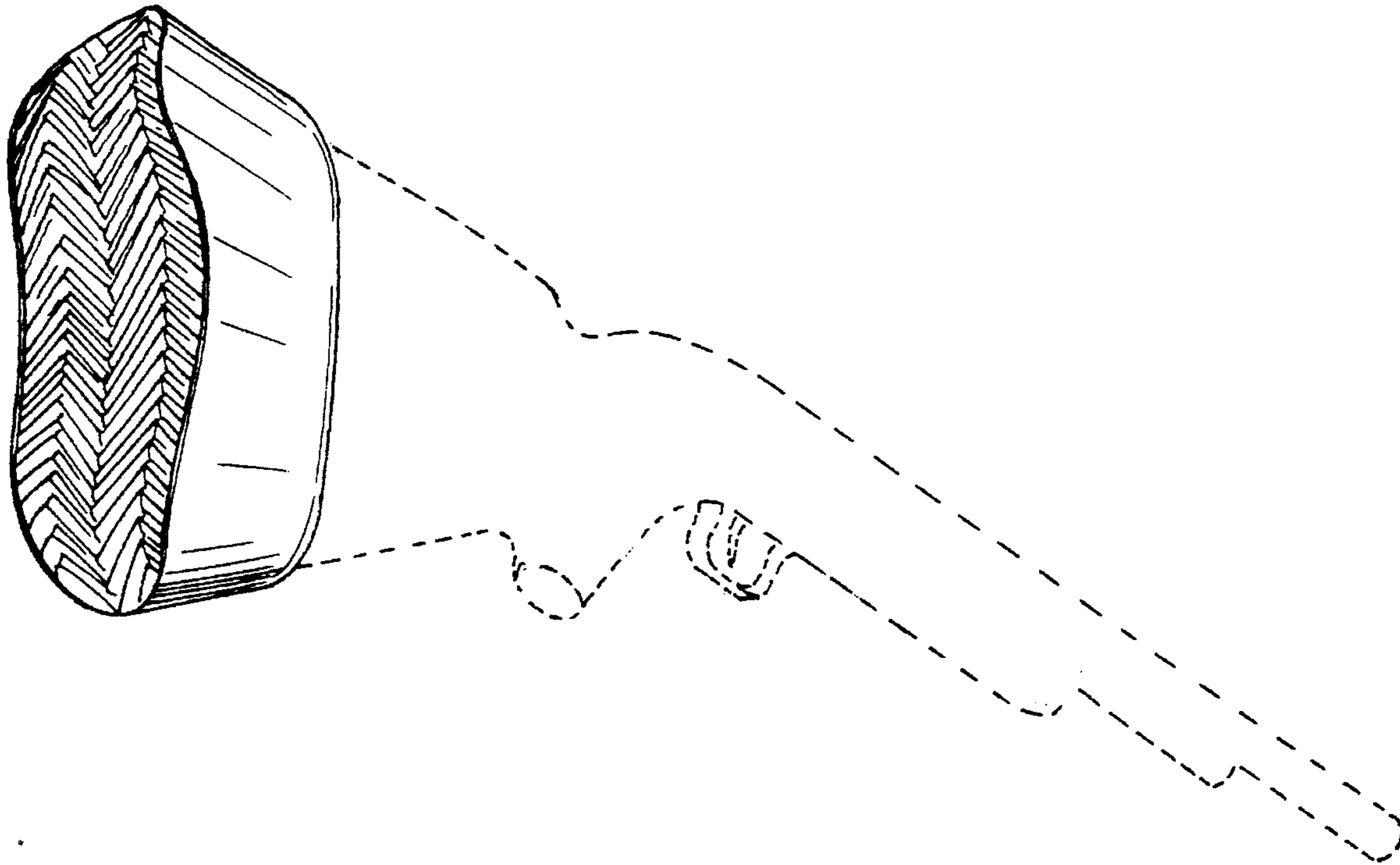
[57] **CLAIM**

The ornamental design for a gun stock recoil pad, as shown and described.

DESCRIPTION

FIG. 1 is a perspective view of front and right side of a gun stock recoil pad showing my new design; FIG. 2 is a front view of the gun stock recoil pad of FIG. 1; FIG. 3 is a bottom view of FIG. 2 thereof; FIG. 4 is a right-side elevational view with the left-side being a mirror image thereof; and, FIG. 5 is a top view of FIG. 4 thereof.

1 Claim, 2 Drawing Sheets



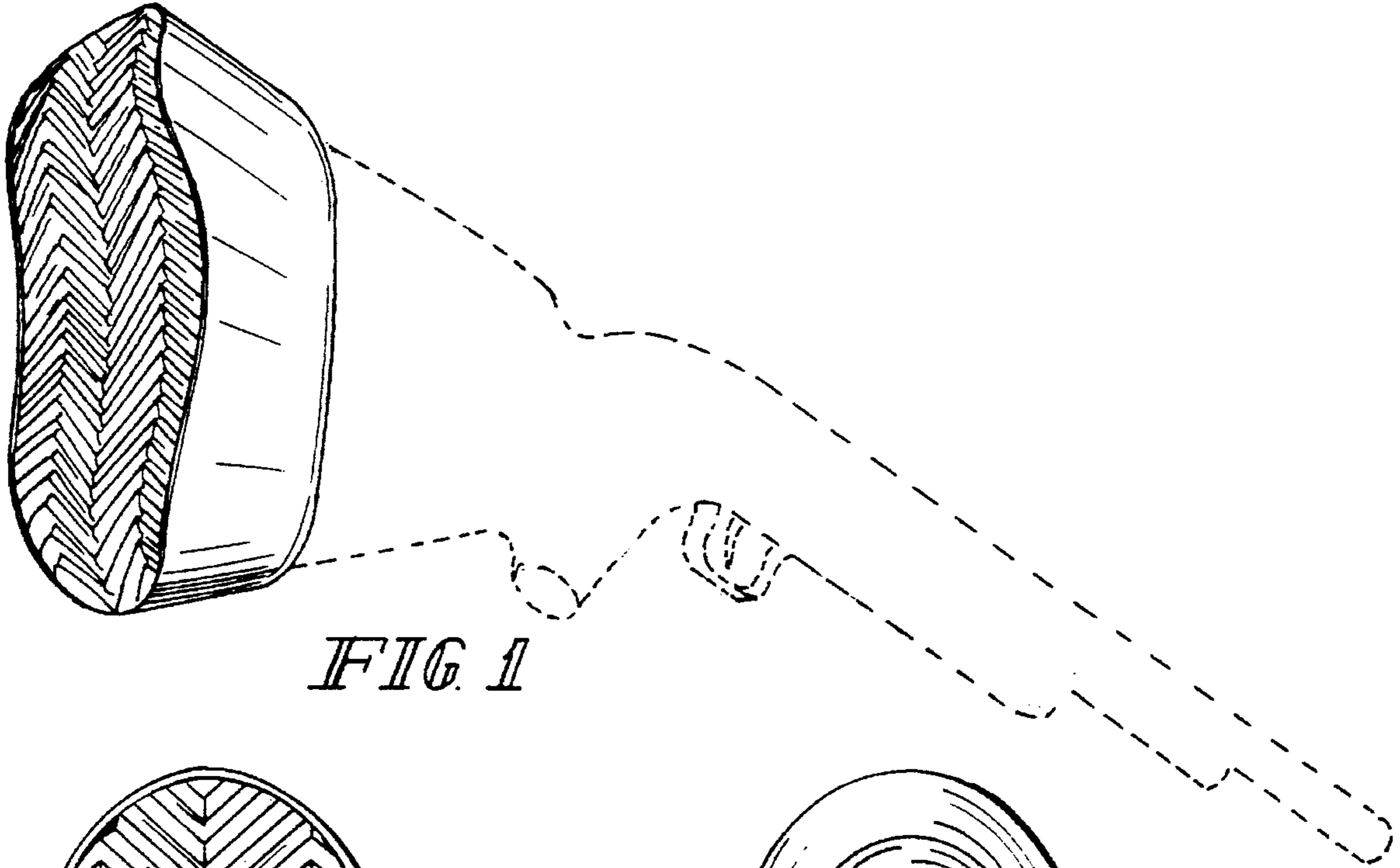


FIG. 1




FIG. 2




FIG. 3

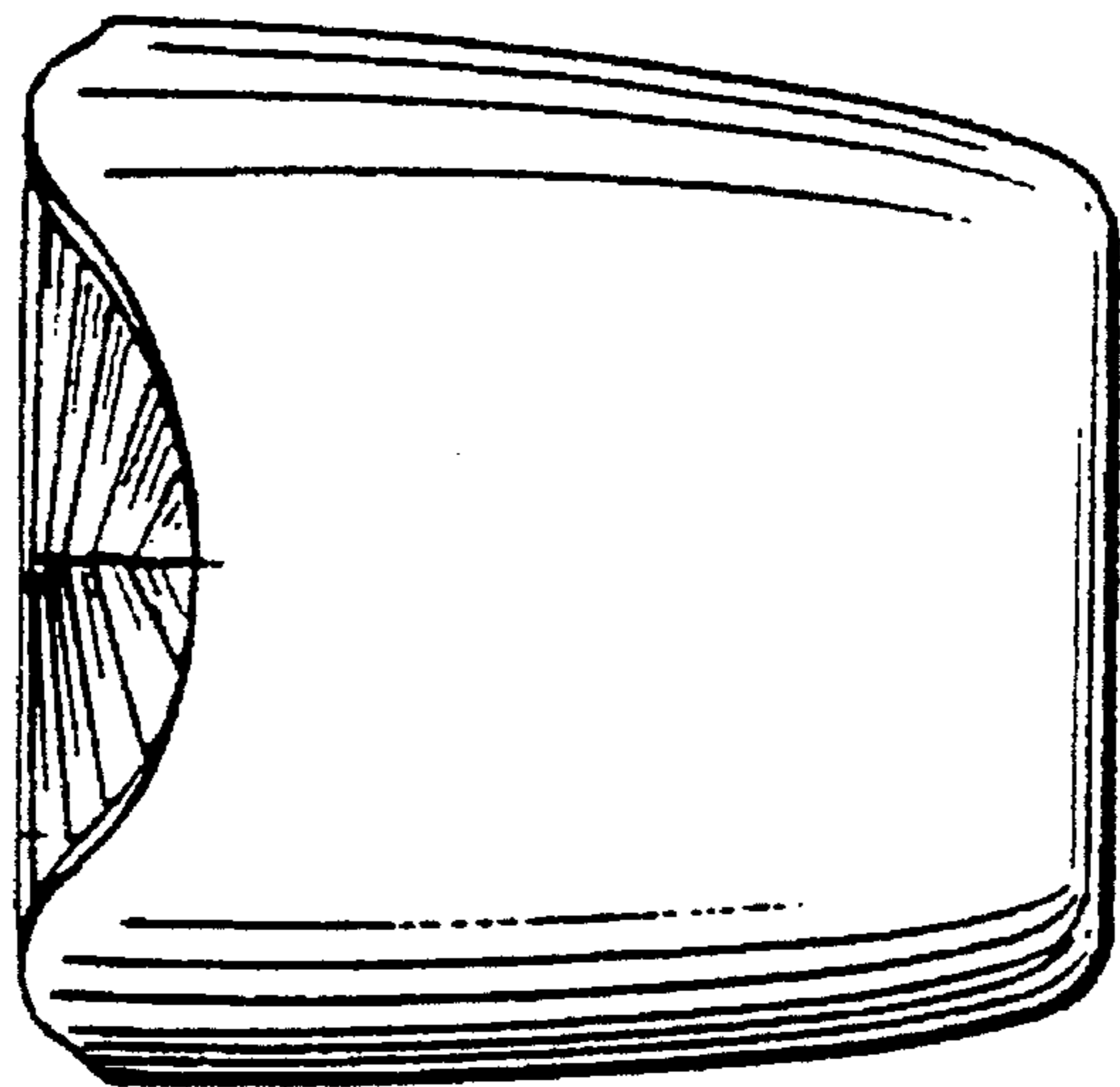


FIG. 5

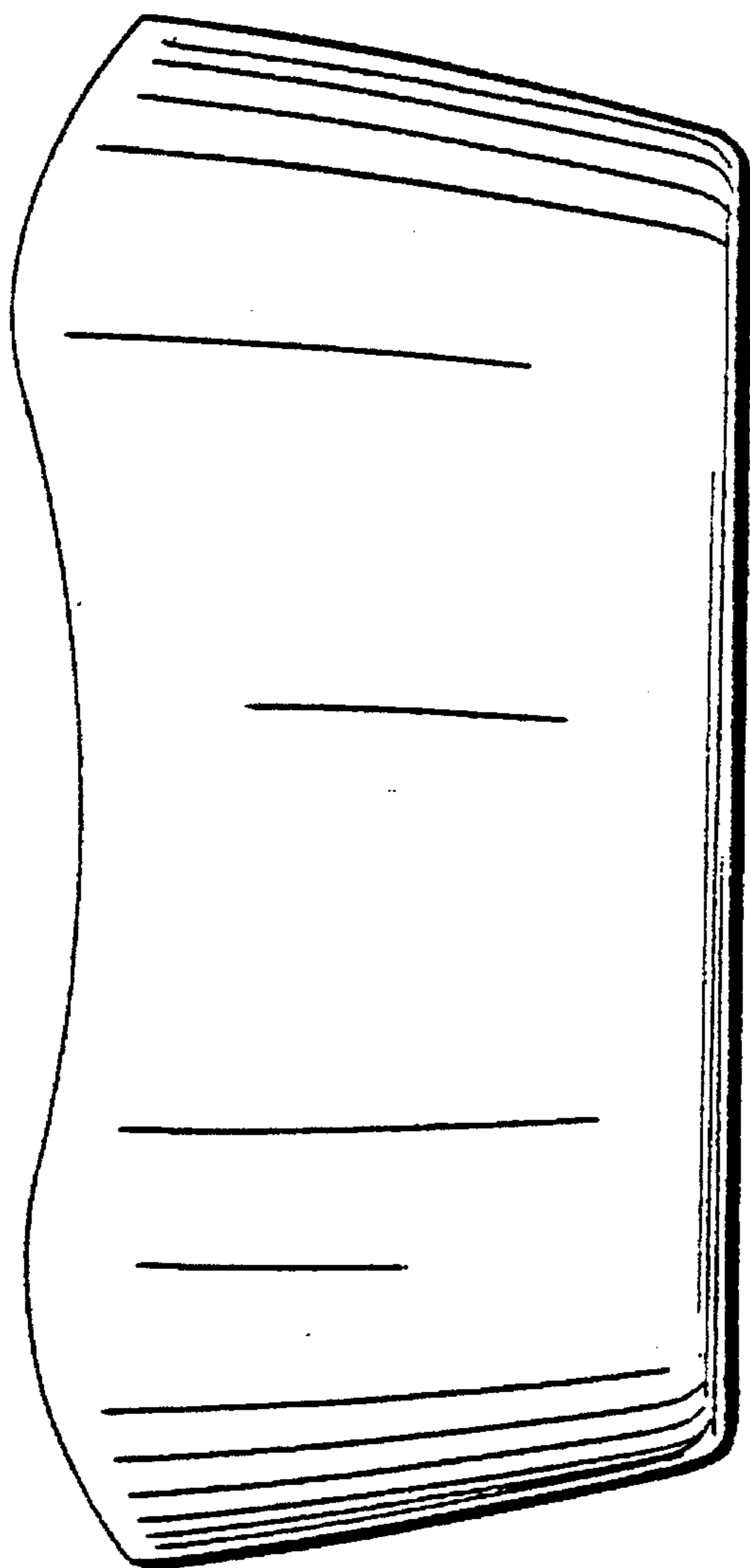


FIG. 4