



US00D376146S

United States Patent [19]

Totsch

[11] Patent Number: **Des. 376,146**

[45] Date of Patent: ****Dec. 3, 1996**

[54] **BODY WORN VIDEO CAMERA TRANSMITTER HOUSING**

4,083,481 4/1978 Selinko 455/351
5,400,185 3/1995 Scerbo, III 455/100

[76] Inventor: **John W. Totsch**, R.R. #1 Box 905,
Fairfield, Vt. 05455

Primary Examiner—Ted Shooman
Assistant Examiner—Adir Aronovich
Attorney, Agent, or Firm—Thomas N. Neiman

[**] Term: **14 Years**

[57] **CLAIM**

[21] Appl. No.: **35,154**

The ornamental design for a body worn video camera transmitter housing, as shown and described.

[22] Filed: **Feb. 21, 1995**

[52] U.S. Cl. **D14/155; D16/237**

DESCRIPTION

[58] **Field of Search** D14/155, 299;
D16/208, 219, 237, 242; 224/269, 669,
670, 933, 908; 354/75, 76; 455/100, 128,
347, 351

FIG. 1 is a front elevational view of the body worn video camera transmitter housing showing my new design;
FIG. 2 is a top plan view thereof;
FIG. 3 is a side elevational view thereof, the opposite side being a mirror image thereof;
FIG. 4 is a rear elevational view thereof;
FIG. 5 is a bottom plan view thereof;
FIG. 6 is a top and front perspective view thereof; and,
FIG. 7 is a bottom and rear perspective view thereof.

[56] **References Cited**

U.S. PATENT DOCUMENTS

D. 218,754	9/1970	Lauer	D14/155
D. 248,566	7/1978	Gorke	D14/155
2,710,345	6/1955	Stephens	455/100
3,902,118	8/1975	Ikrath et al.	455/100

1 Claim, 3 Drawing Sheets

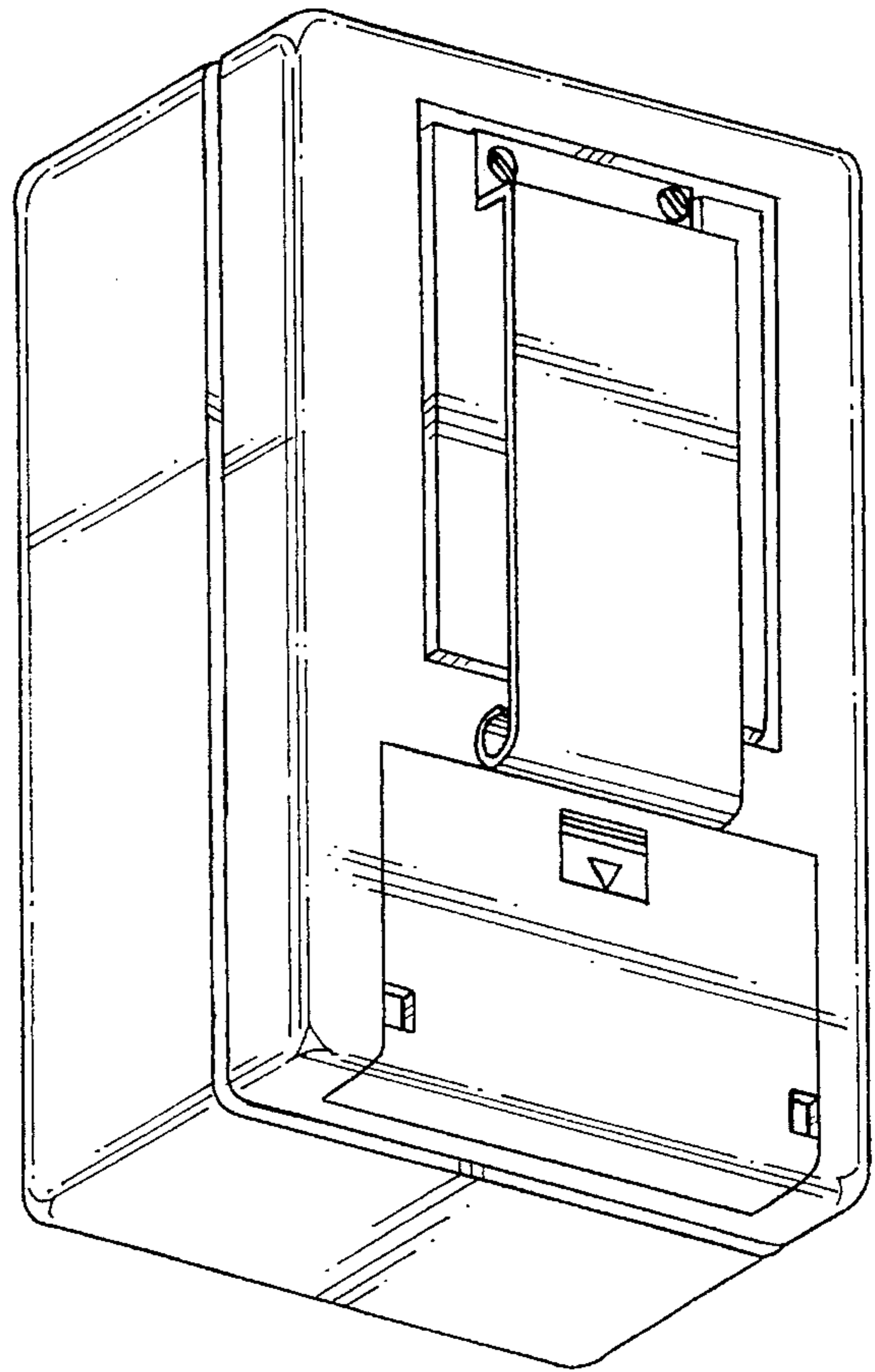



FIG.2

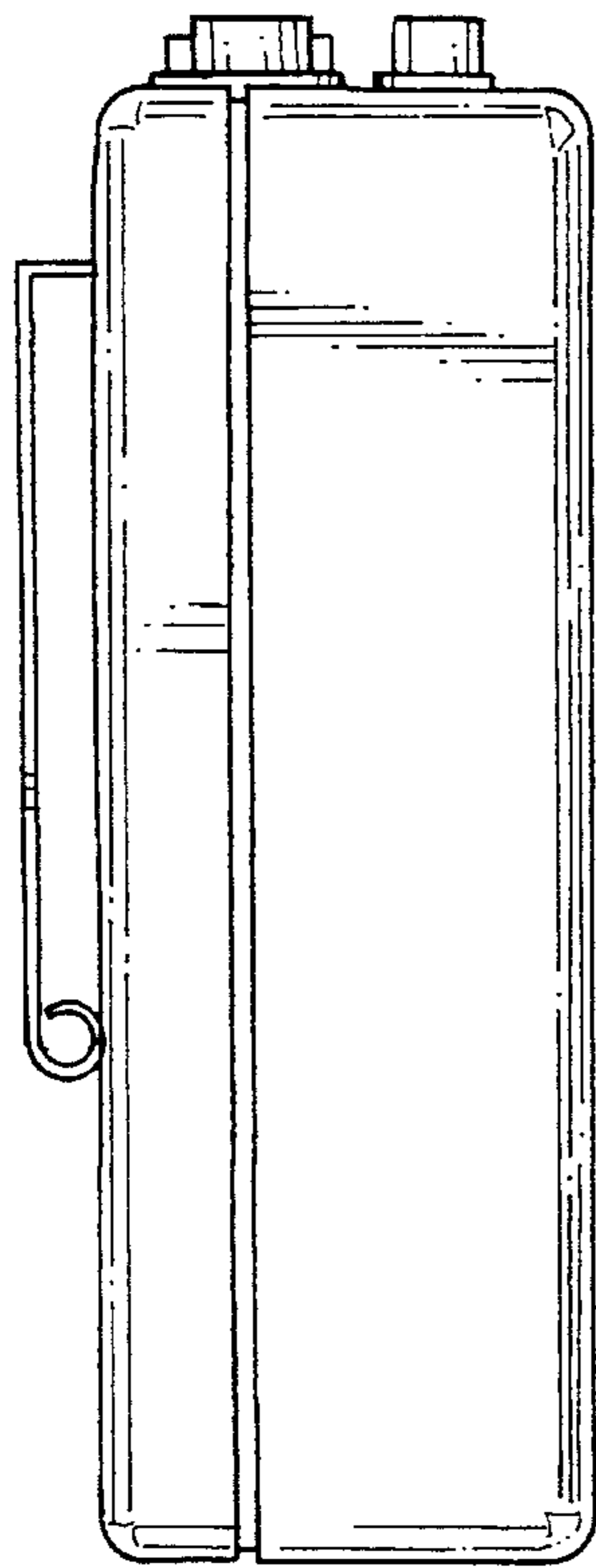



FIG.3




FIG.1

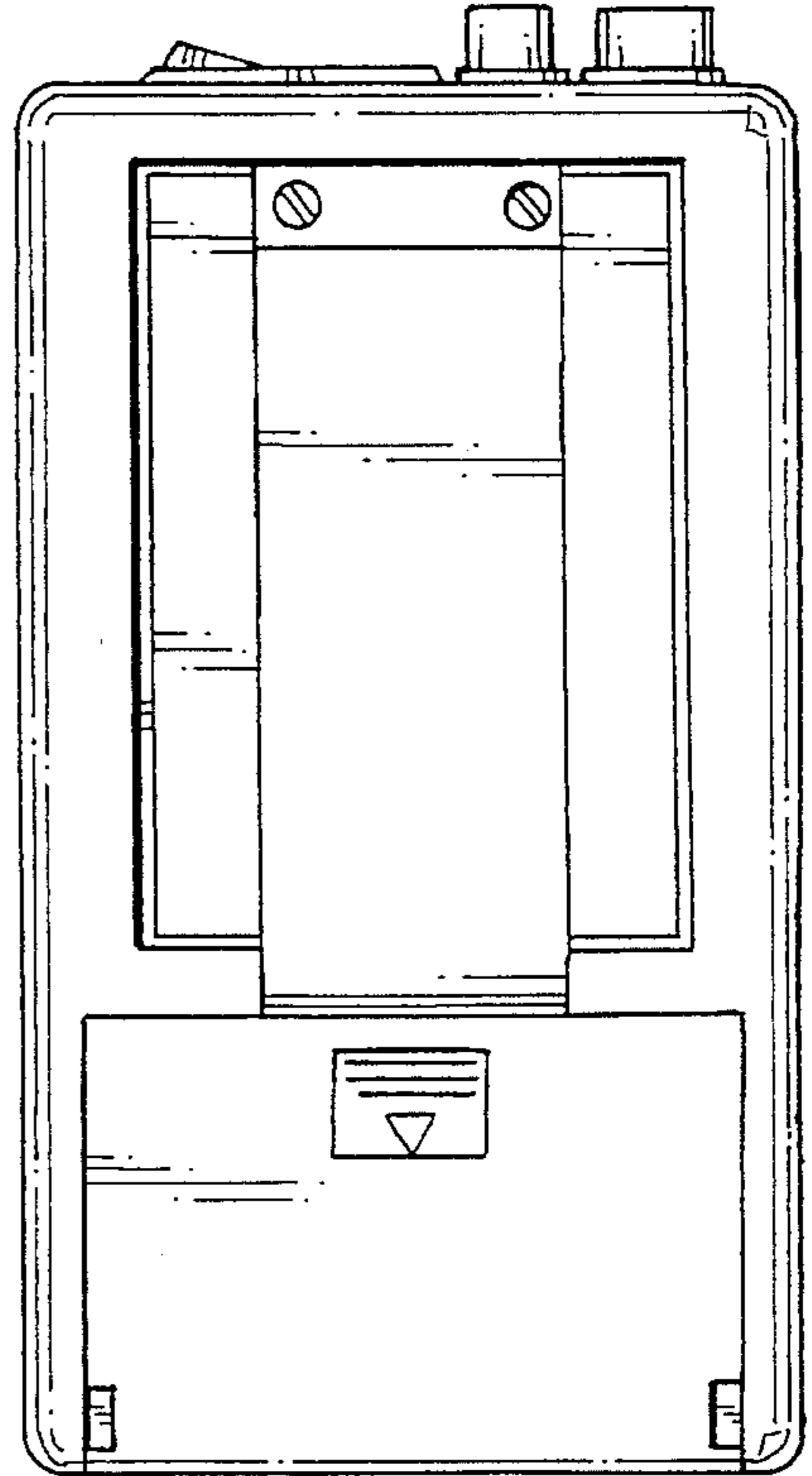


FIG.4




FIG.5




FIG.6

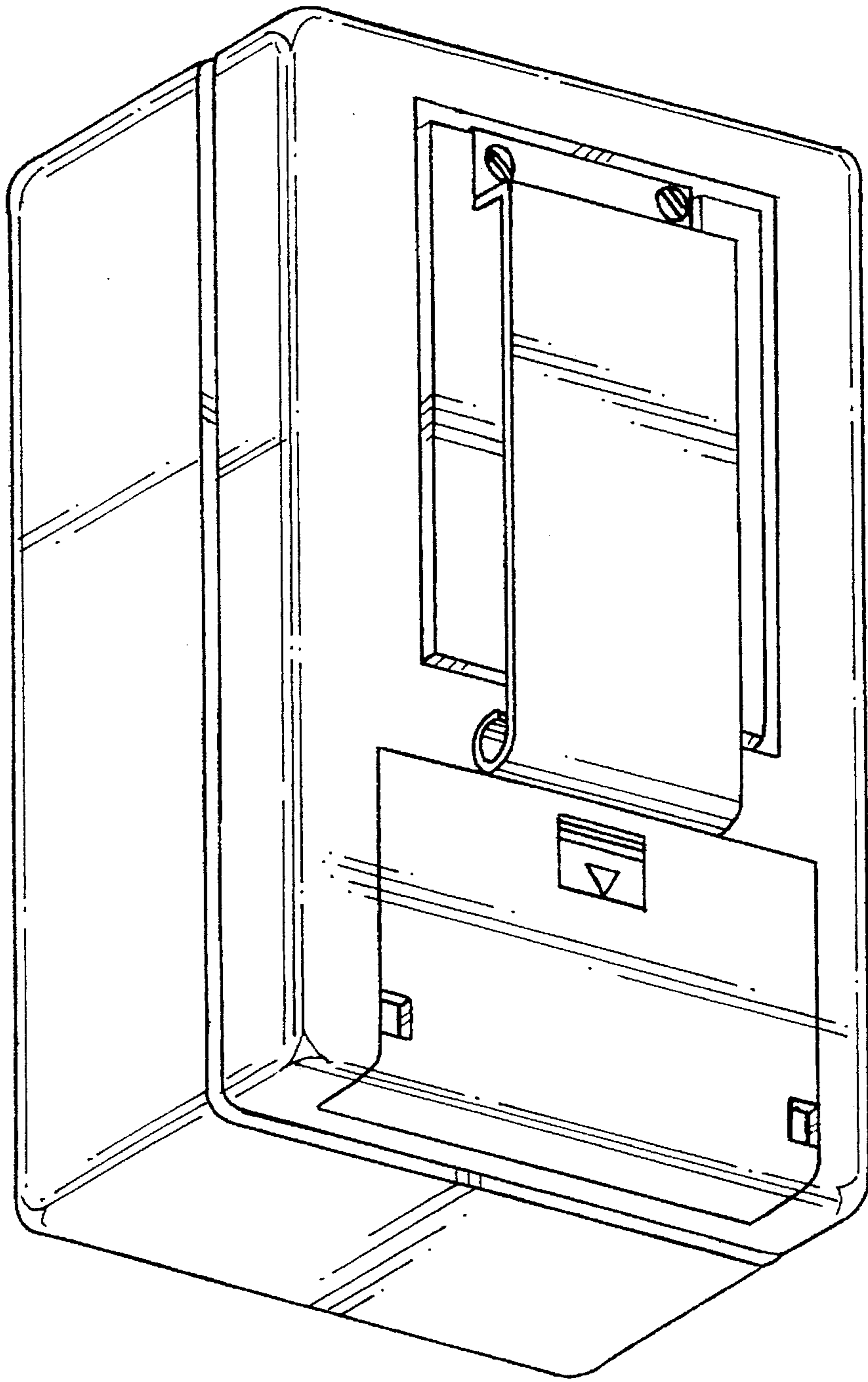


FIG.7