



US00D376107S

United States Patent [19]
Houlihan

[11] **Patent Number: Des. 376,107**
[45] **Date of Patent: **Dec. 3, 1996**

[54] **CASE FOR COMBINATION DIGITAL AND ANALOG WRISTWATCH**

D. 365,287 12/1995 Crow et al. D10/39 X

OTHER PUBLICATIONS

[75] Inventor: **John T. Houlihan**, Southbury, Conn.

Pp. 30 and 31 from Timex Corporation '94 Catalog.

[73] Assignee: **Timex Corporation**, Middlebury, Conn.

Primary Examiner—Janice E. Seeger
Attorney, Agent, or Firm—William C. Crutcher

[**] Term: **14 Years**

[57] **CLAIM**

[21] Appl. No.: **48,604**

The ornamental design for "case for combination digital and analog wristwatch", as shown and described.

[22] Filed: **Jan. 5, 1996**

[52] U.S. Cl. **D10/39; D10/30**

DESCRIPTION

[58] **Field of Search** D10/30, 32, 38,
D10/39, 128; 368/280-282, 285, 276, 277,
294


FIG. 1 is a top plan view of my improved case for combination digital and analog wristwatch;
FIG. 2 is a left side elevational view thereof;
FIG. 3 is a right side elevational view thereof;
FIG. 4 is an inverted rear end elevational view thereof;
FIG. 5 is a front end elevational view thereof; and,
FIG. 6 is a bottom plan view thereof.

[56] **References Cited**

U.S. PATENT DOCUMENTS

D. 316,983	5/1991	Houlihan	D10/39
D. 326,229	5/1992	St. Dizier	D10/32
D. 355,613	2/1995	Takani et al.	D10/39
D. 362,631	9/1995	Riley	D10/30

1 Claim, 1 Drawing Sheet



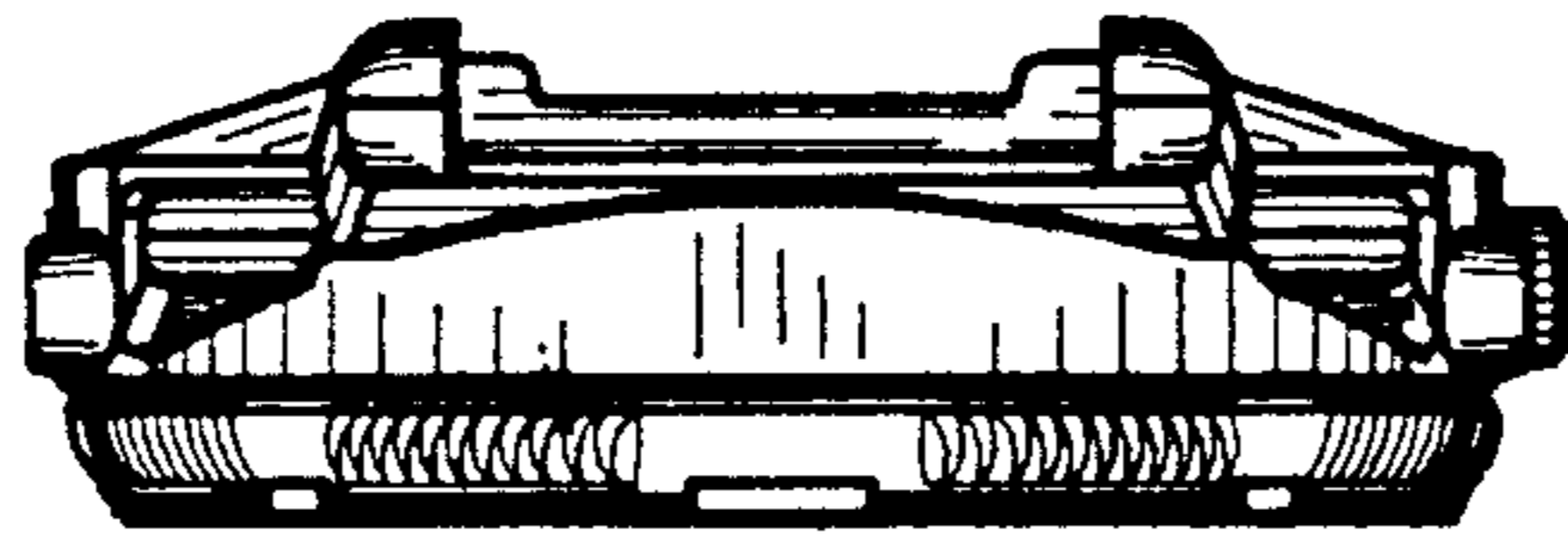


Fig. 4

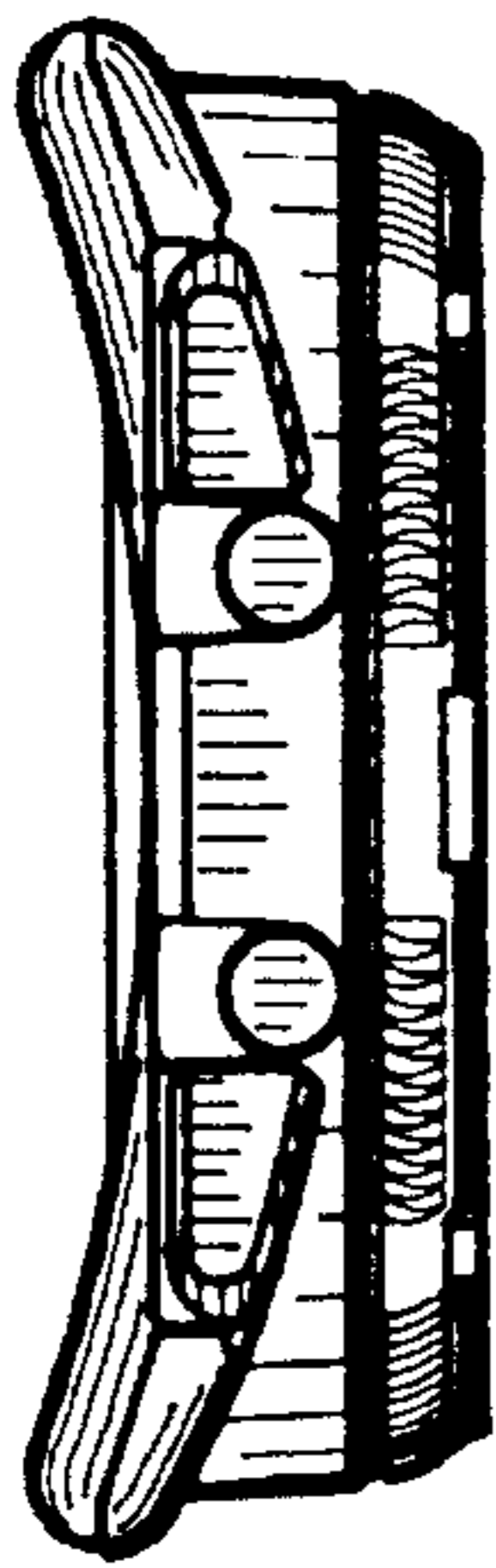


Fig. 2




Fig. 1

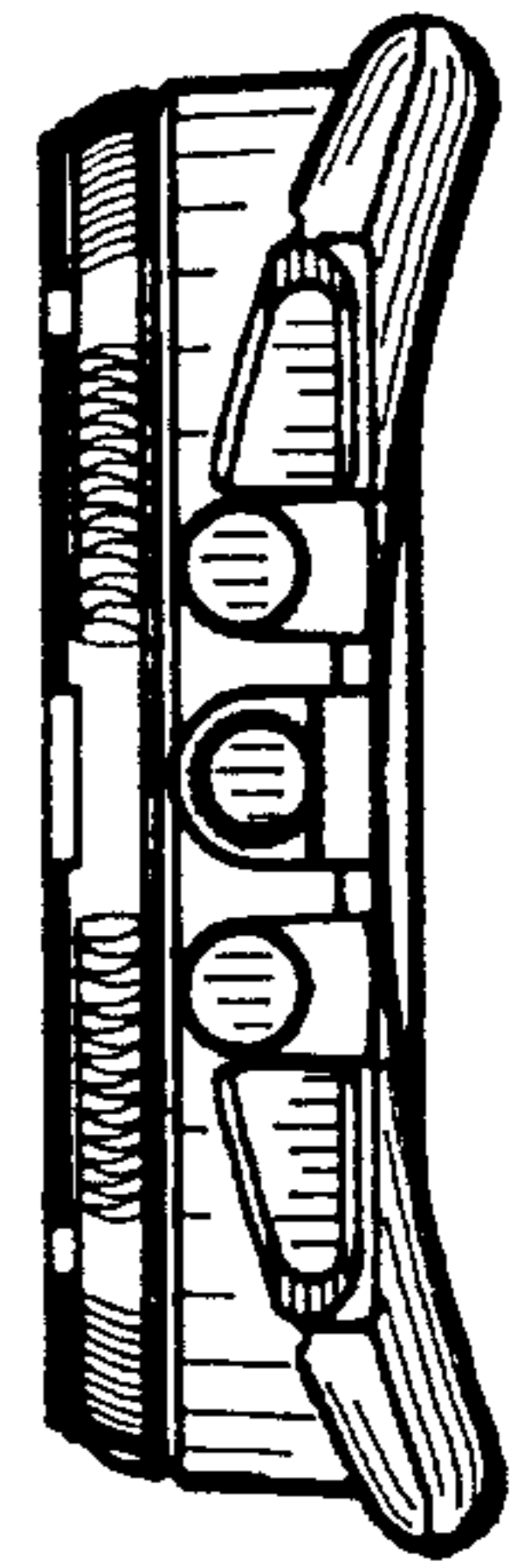


Fig. 3

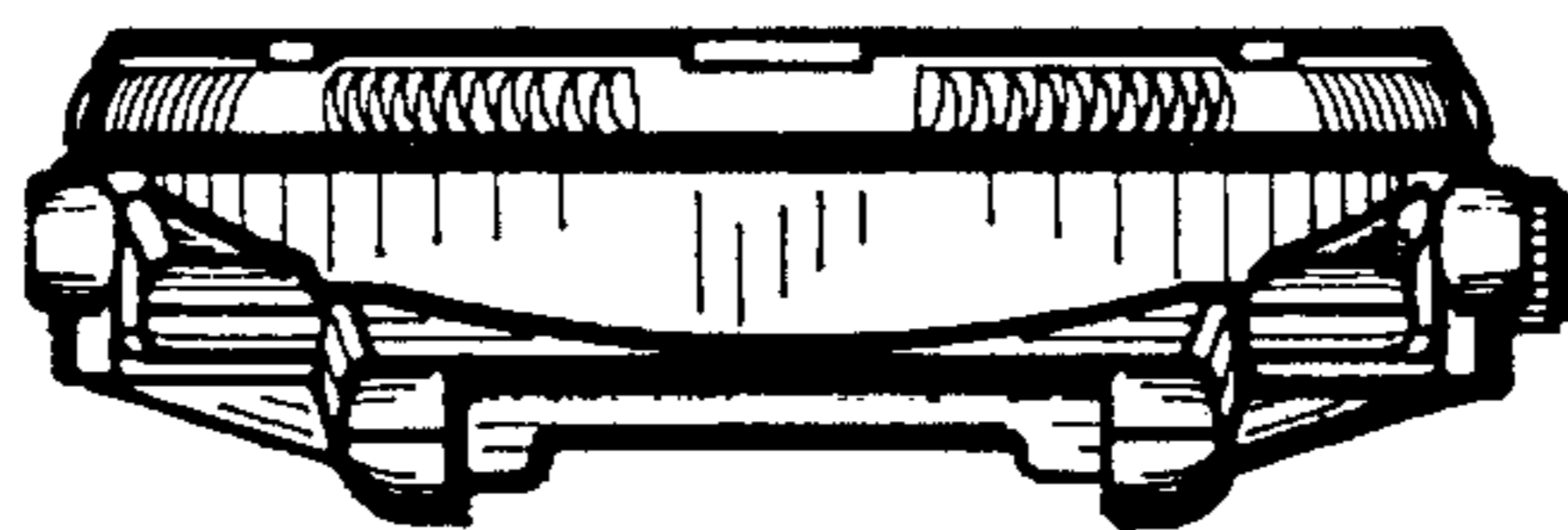


Fig. 5

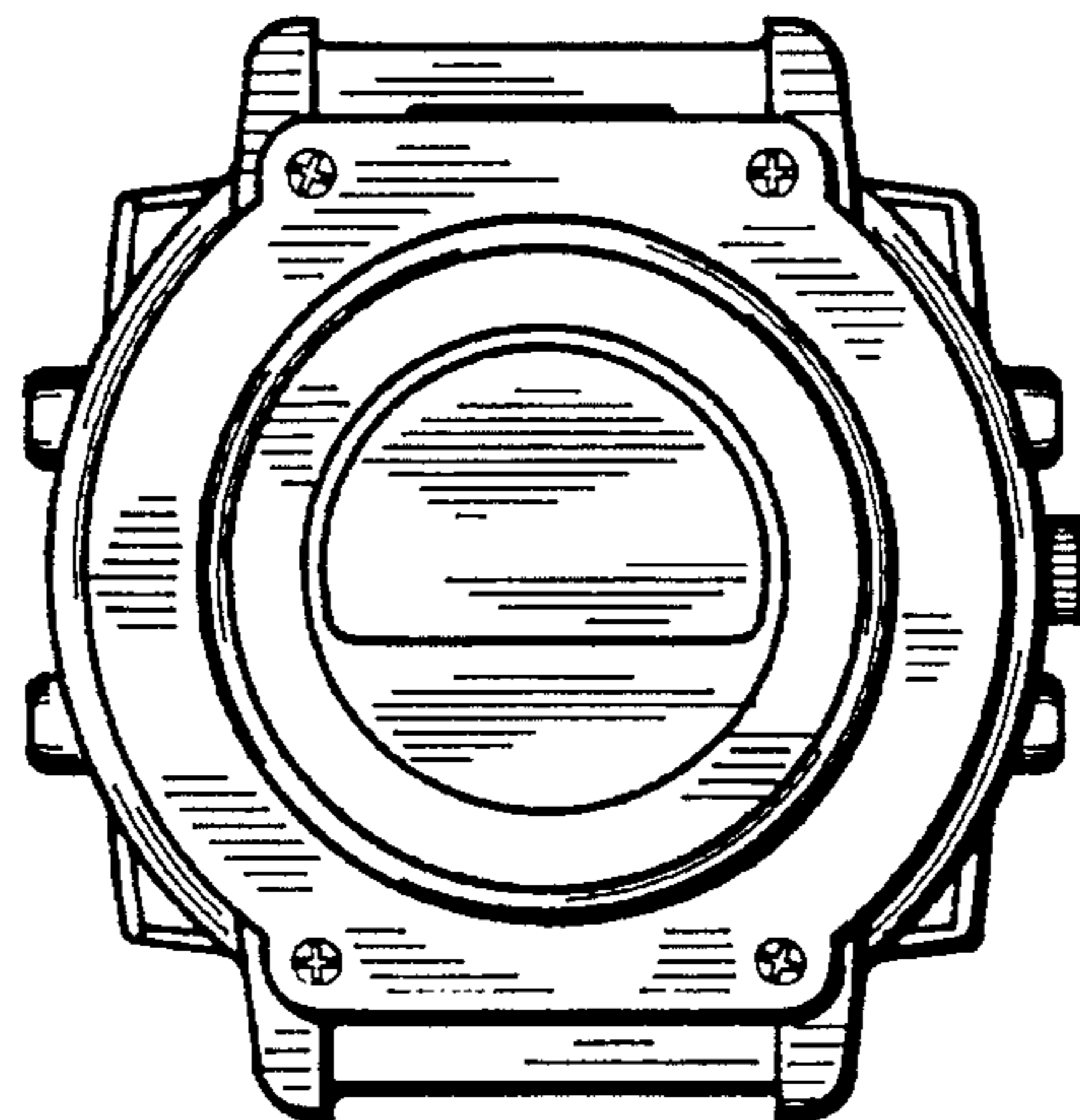


Fig. 6