



US00D376102S

United States Patent [19]
Patapanian et al.

[11] **Patent Number: Des. 376,102**
[45] **Date of Patent: **Dec. 3, 1996**

[54] **PACKAGING CONTAINER**
[76] Inventors: **Edward Patapanian**, 52 Stony Brook Rd., Belmont, Mass. 02178; **Cheryl Rieves**, 25664 Donald Ave., Hayward, Calif. 94544

3,421,615 1/1969 Salzer et al. D9/415 X
3,621,996 11/1971 Seyer 206/463
4,083,451 4/1978 Hair 206/463 X
4,168,002 9/1979 Crosby 206/461 X

[**] Term: **14 Years**

[21] Appl. No.: **48,321**

[22] Filed: **Dec. 26, 1995**

OTHER PUBLICATIONS

Techform Inc, Nov. 1982.
Modern Packaging, 1941, p. 300.

Primary Examiner—Prabhakar G. Deshmukh
Attorney, Agent, or Firm—Scott B. Garrison

Related U.S. Application Data

[63] Continuation of Ser. No. 528,373, Sep. 14, 1995.
[52] **U.S. Cl.** **D9/415**
[58] **Field of Search** D9/415, 418, 456,
D9/414; 206/461-471, 495, 806, 45.31,
45.34, 237

[57] **CLAIM**

The ornamental design for a packaging container, as shown and described.

References Cited

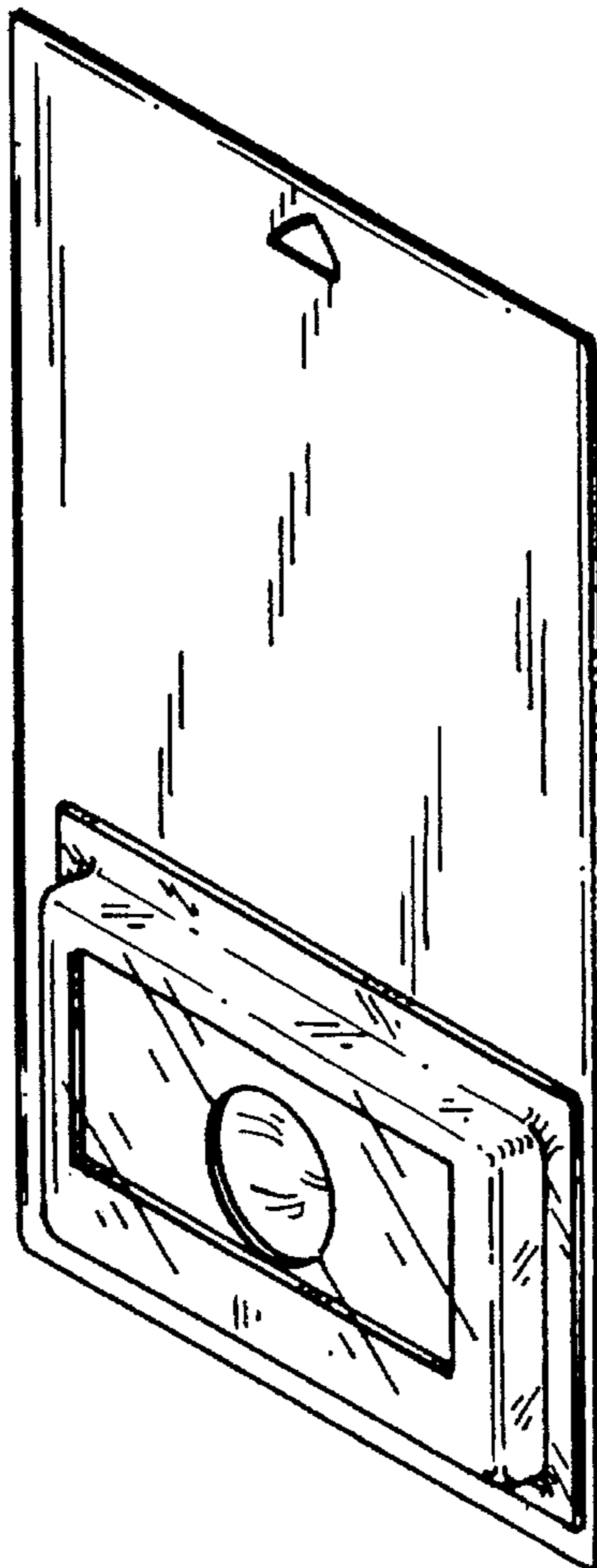
U.S. PATENT DOCUMENTS

D. 327,426 6/1992 Karita et al. D9/415
D. 329,017 9/1992 Goodale D9/415
3,173,540 3/1965 Lapidis 206/463
3,394,802 7/1968 Hershaft 206/461 X

DESCRIPTION

FIG. 1 is a perspective view of a packaging container showing our new design; shown in partially open position; FIG. 2 is a front elevational view thereof; FIG. 3 is a front elevational view thereof; shown in closed position; and, FIG. 4 is a side elevational view thereof; the opposite side not shown is a mirror image thereof. The rear is plain and unornamented.

1 Claim, 1 Drawing Sheet



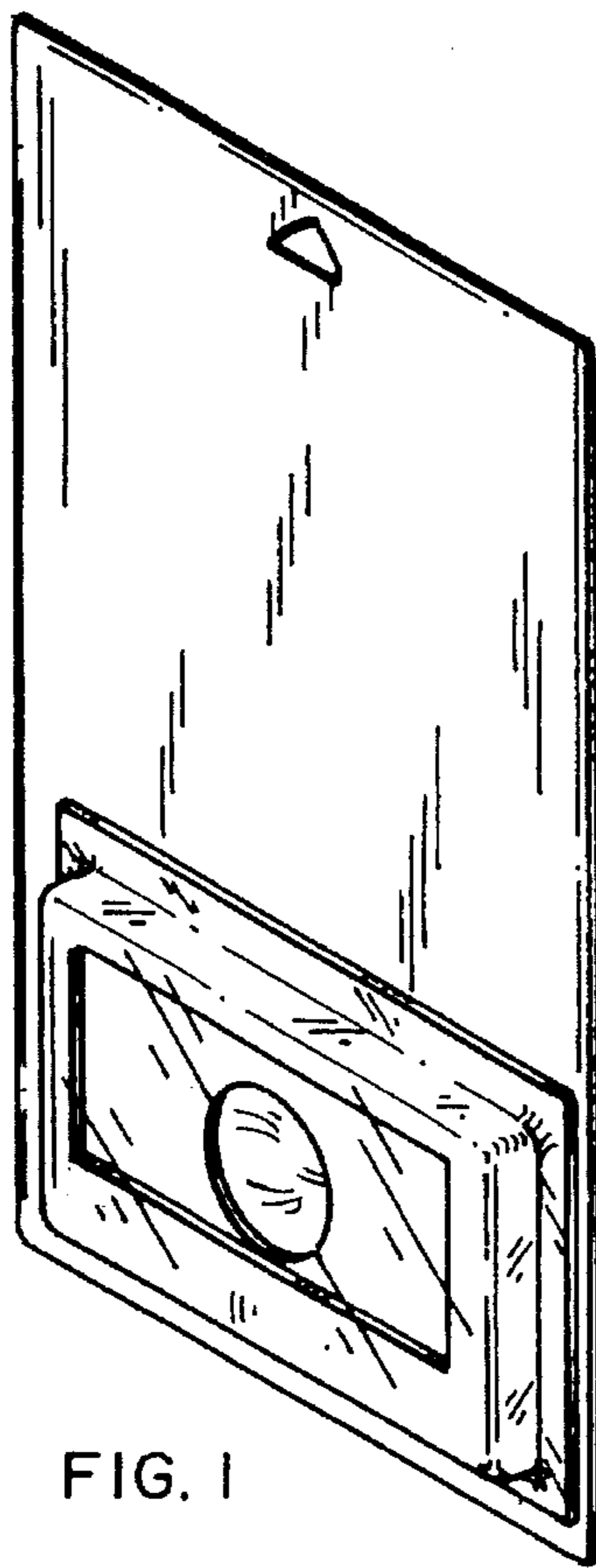


FIG. 1




FIG. 2

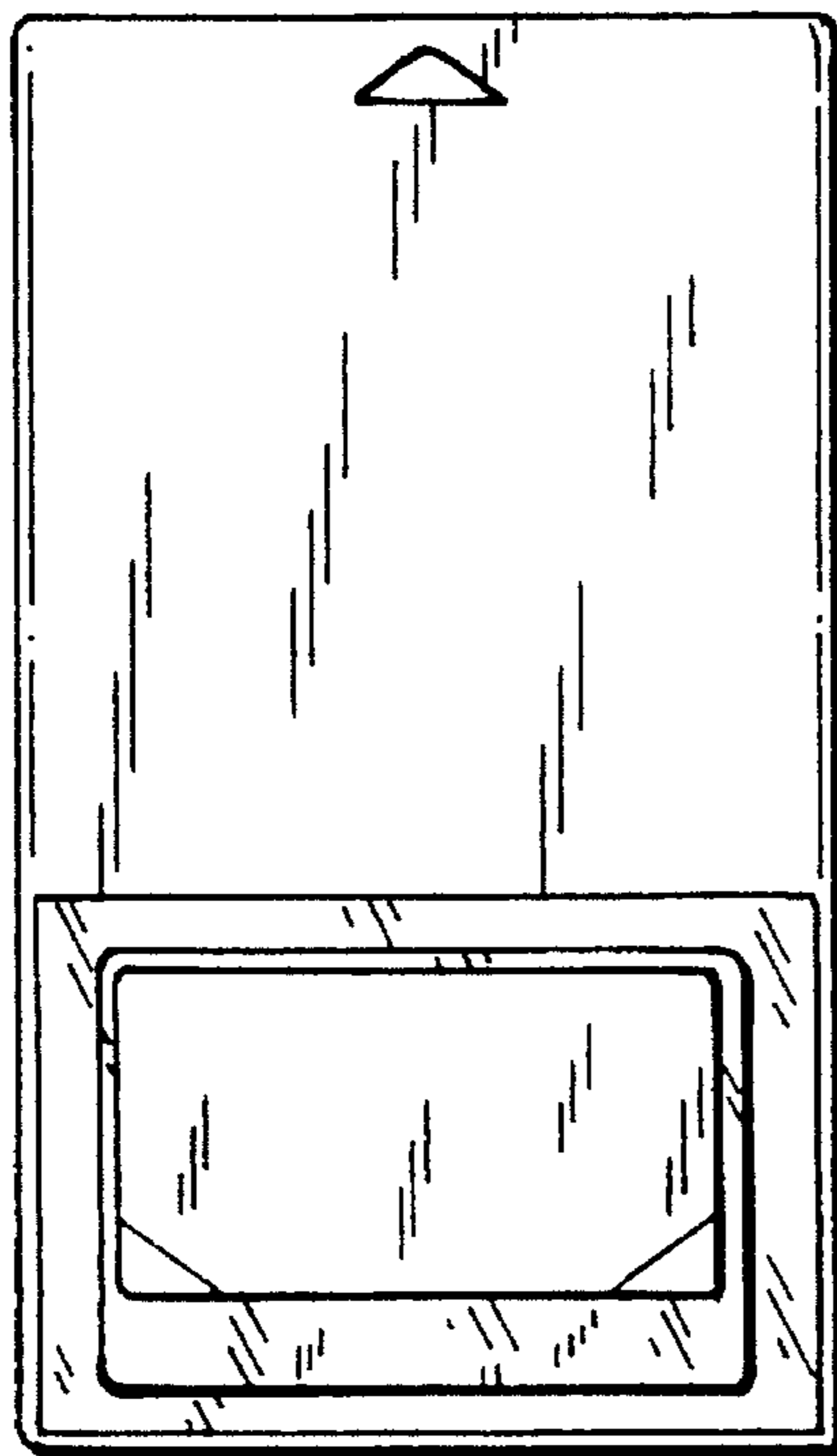


FIG. 3



FIG. 4