



US00D376100S

United States Patent [19]

[11] Patent Number: **Des. 376,100**

Beaver

[45] Date of Patent: ****Dec. 3, 1996**

[54] **TUBE DISPENSER**

3,260,412	7/1966	Larkin	D9/302 X
3,306,500	2/1967	Williams	D9/302 X
4,265,948	5/1981	Hayes et al.	222/92 X

[75] Inventor: **Ted L. Beaver**, Roselle, Ill.

[73] Assignee: **Continental Plastic Containers, Inc.**, Norwalk, Conn.

Primary Examiner—Prabhakar G. Deshmukh
Assistant Examiner—Cheri Cohen
Attorney, Agent, or Firm—Eugene F. Friedman

[**] Term: **14 Years**

[57] **CLAIM**

[21] Appl. No.: **47,125**

The ornamental design for a tube dispenser, as shown and described.

[22] Filed: **Nov. 27, 1995**

[52] U.S. Cl. **D9/302**

DESCRIPTION

[58] Field of Search D9/302, 306, 521,
D9/441, 442, 337; 222/92, 96, 107, 105,
106, 192

FIG. 1 is a perspective view of a tube dispenser showing my new design;
FIG. 2 is a top plan view thereof;
FIG. 3 is a front elevation view thereof, the opposite side being a mirror image;
FIG. 4 is a left side elevation view thereof, the opposite side being a mirror image; and,
FIG. 5 is a bottom plan view thereof.

[56] **References Cited**

U.S. PATENT DOCUMENTS

D. 329,379	9/1992	Jorgensen et al.	D9/302 X
D. 338,397	8/1993	Sun et al.	D9/302
2,893,710	7/1959	Goodman	222/92 X
2,979,195	4/1961	Martin	222/92 X

1 Claim, 1 Drawing Sheet

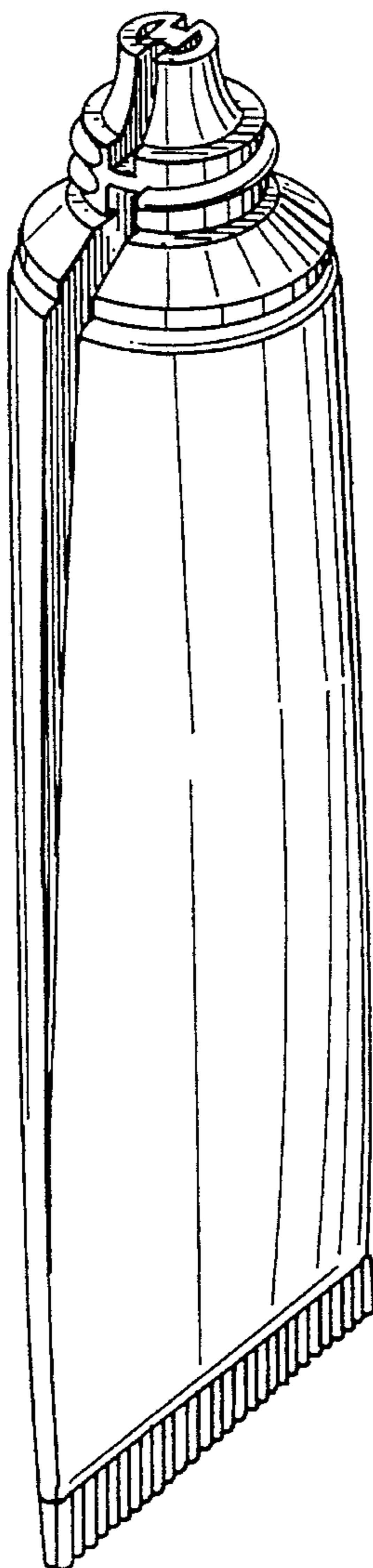


FIG. 1

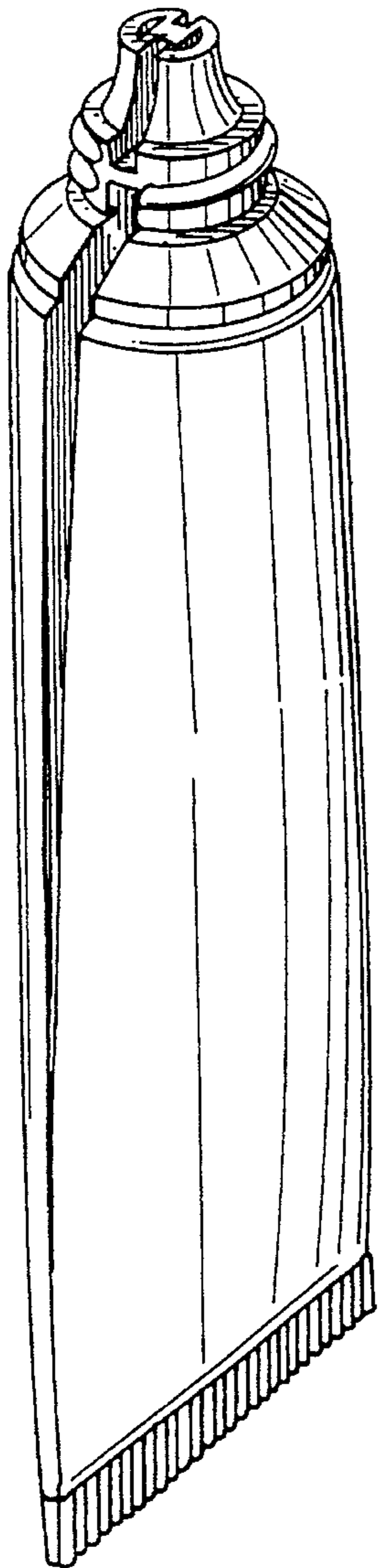


FIG. 3




FIG. 4

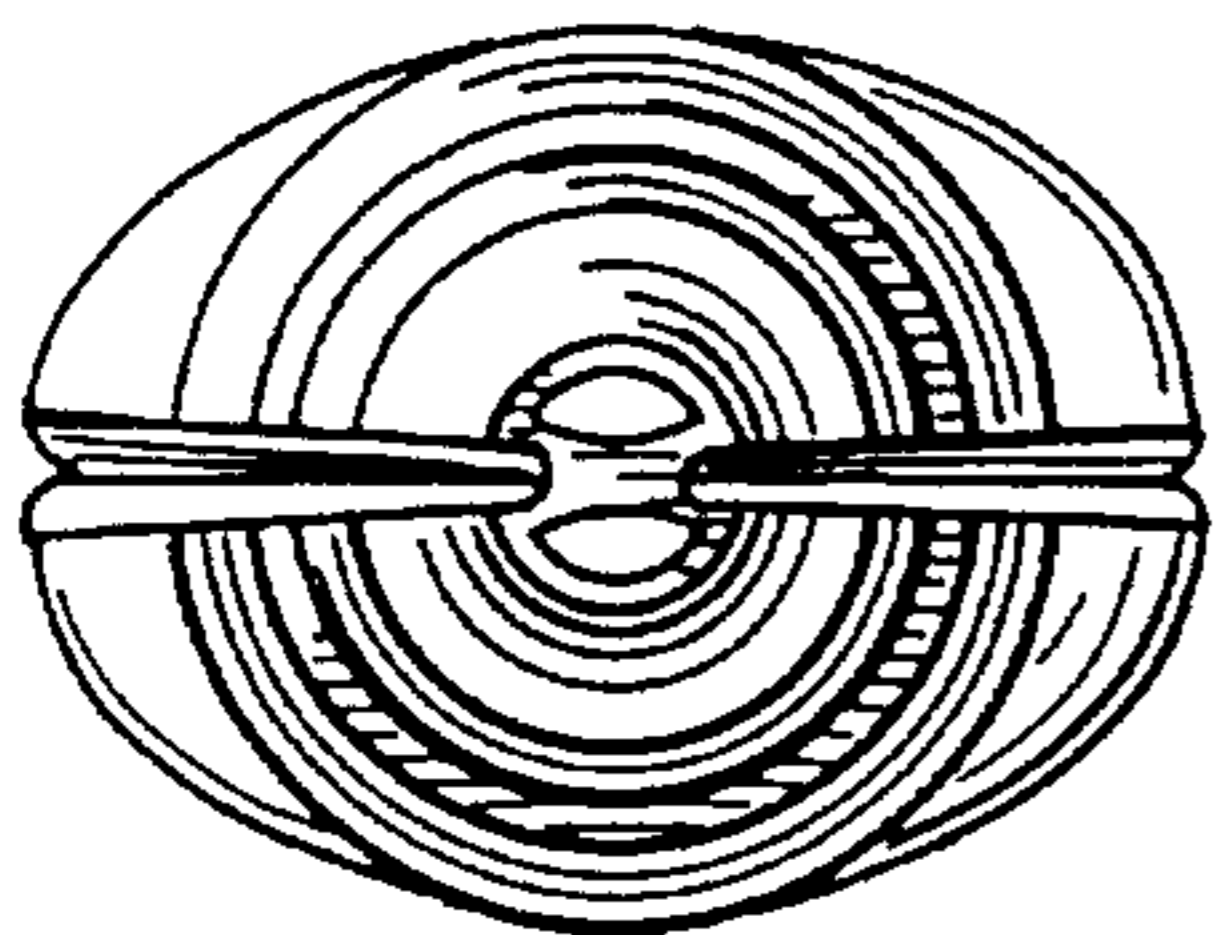
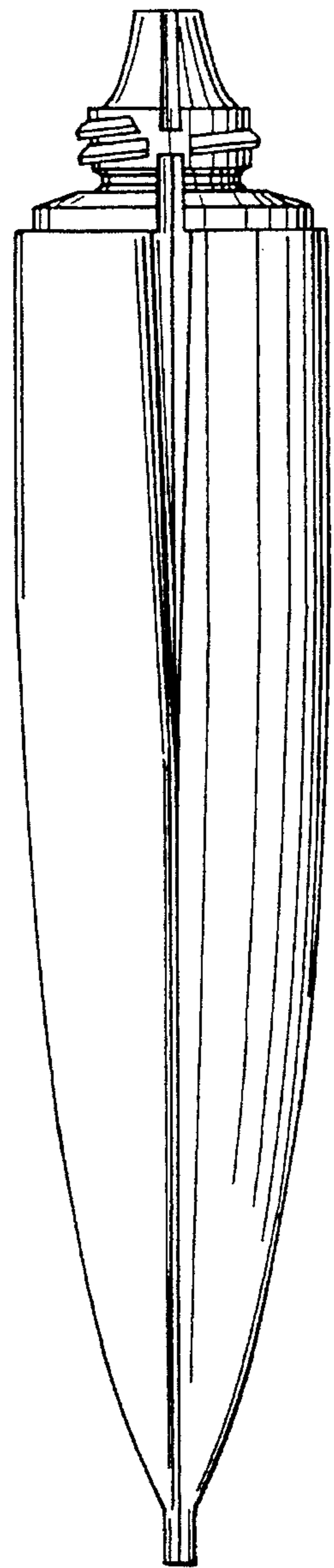


FIG. 2

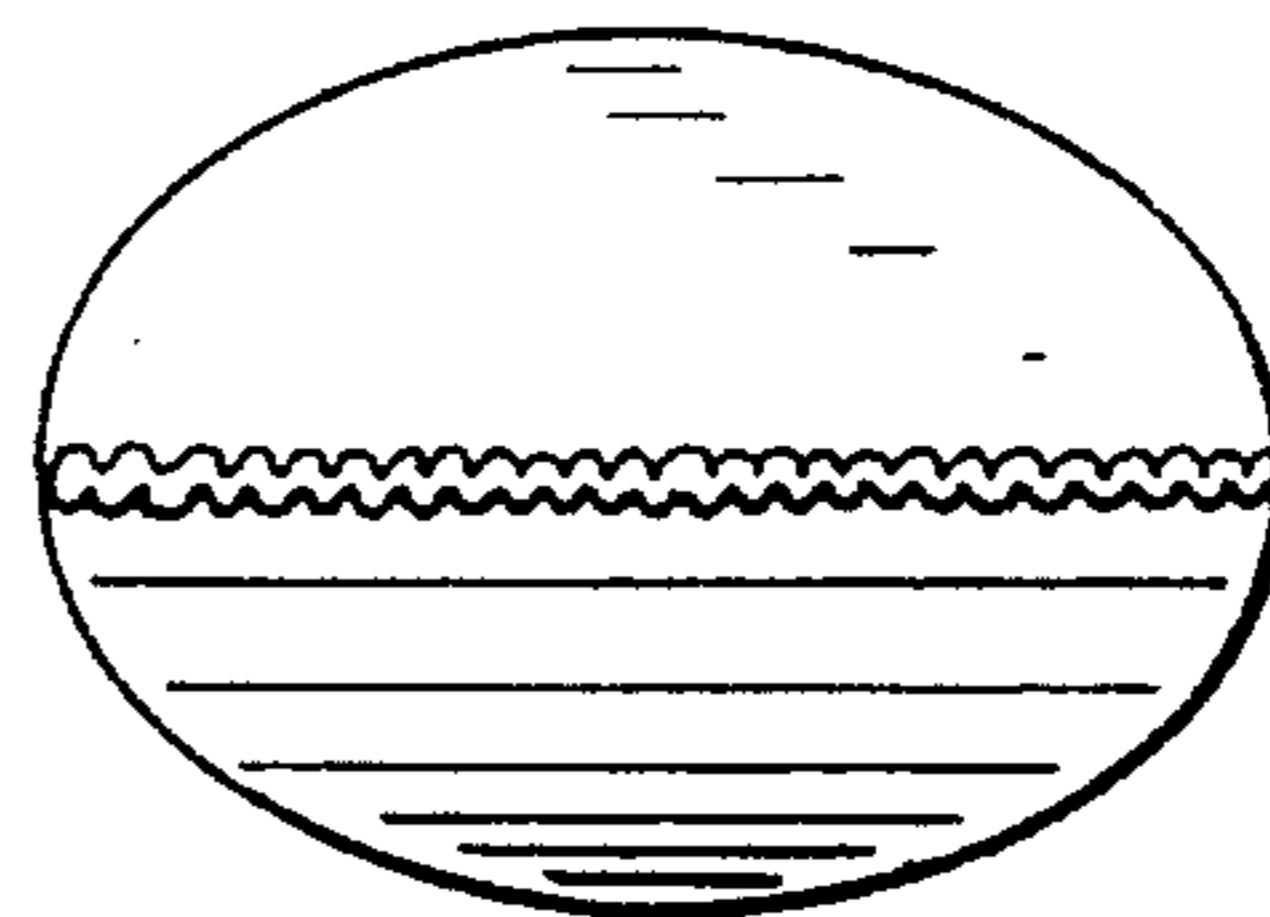


FIG. 5