



US00D376089S

# United States Patent [19]

Allen

[11] Patent Number: **Des. 376,089**

[45] Date of Patent: **\*\*Dec. 3, 1996**

[54] **HAMMER HANDLE**

[75] Inventor: **Julian W. Allen**, Monroe, N.C.

[73] Assignee: **Cooper Industries, Inc.**, Houston, Tex.

[\*\*] Term: **14 Years**

[21] Appl. No.: **45,731**

[22] Filed: **Oct. 27, 1995**

[52] U.S. Cl. .... **D8/80; D8/107**

[58] Field of Search ..... **D8/75, 76, 77, D8/78, 79, 80, 107; 81/20, 21, 22, 23, 24, 25, 26, 489; 16/110 R, 111 R**

[56] **References Cited**

**U.S. PATENT DOCUMENTS**

D. 237,582	11/1975	Frederich	.....	D8/75
D. 252,495	7/1979	Breger	.....	D8/80
D. 275,261	8/1984	Crowder	.....	D8/75
D. 280,971	10/1985	Newton	.....	D8/76
D. 322,021	12/1991	Hsu	.....	D8/75

D. 324,473	3/1992	Chen	.....	D8/80
D. 325,863	5/1992	Chen	.....	D8/75
D. 329,796	9/1992	Olson et al.	.....	D8/83
4,174,109	11/1979	Gaiser	.....	273/81.6
4,934,024	6/1990	Sexton	.....	16/111 R
5,372,053	12/1994	Lee	.....	81/20

*Primary Examiner*—Philip S. Hyder  
*Attorney, Agent, or Firm*—Burns, Doane, Swecker & Mathis LLP

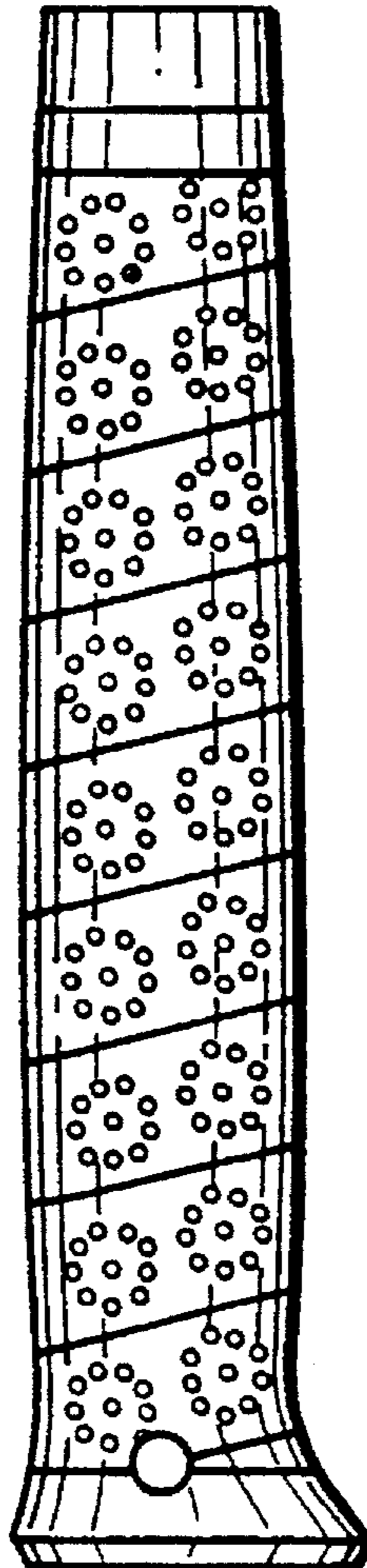
[57] **CLAIM**

The ornamental design for a hammer handle, as shown.

**DESCRIPTION**

FIG. 1 is a top view of the hammer handle showing my design;  
FIG. 2 is a right side view thereof;  
FIG. 3 is a left side view thereof;  
FIG. 4 is a bottom view thereof;  
FIG. 5 is a front view thereof; and,  
FIG. 6 is a rear view thereof.

**1 Claim, 1 Drawing Sheet**



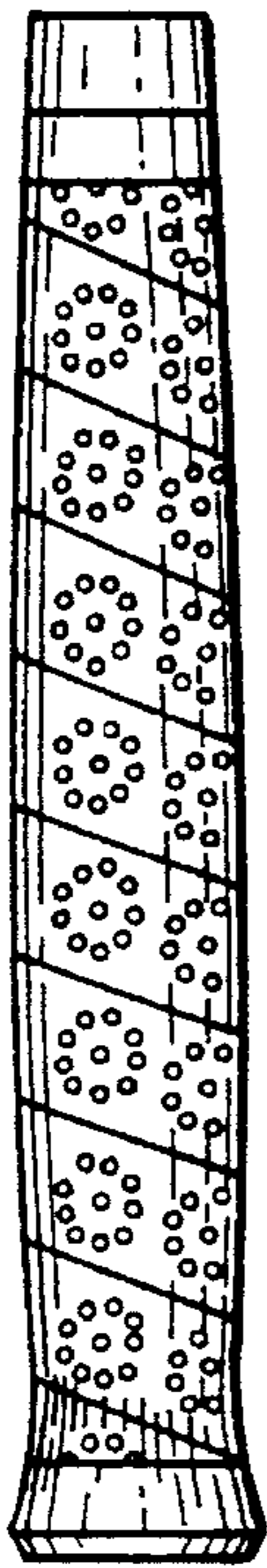


FIG. 1

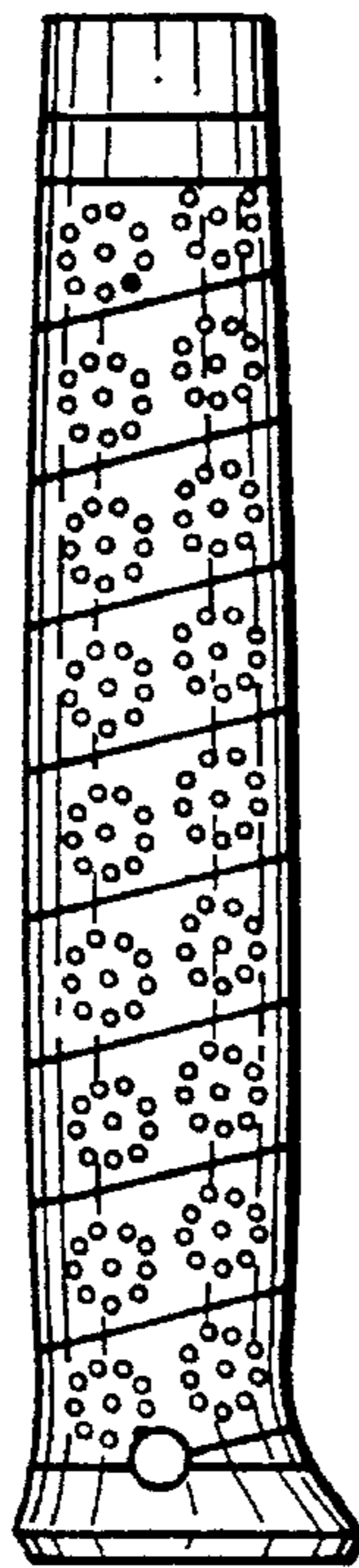


FIG. 2

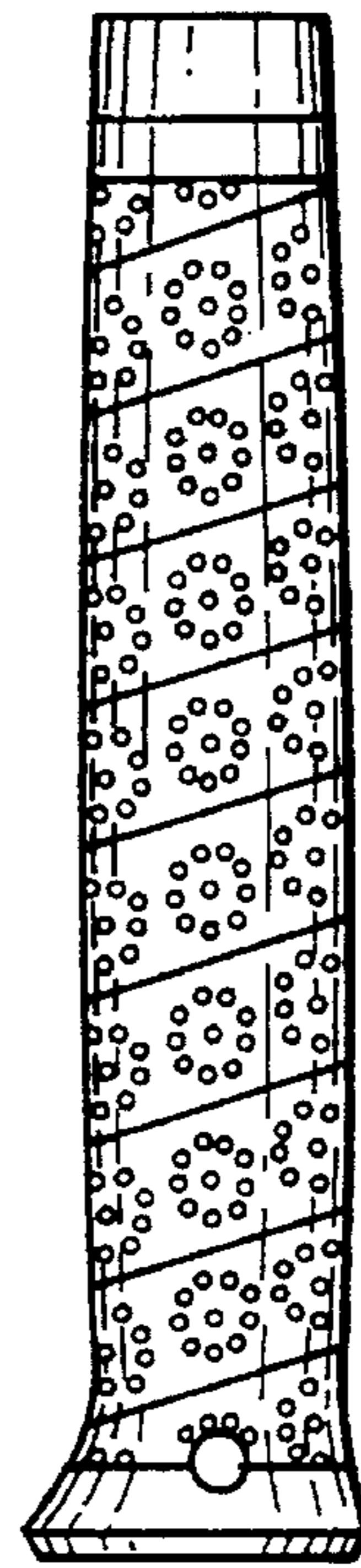


FIG. 3

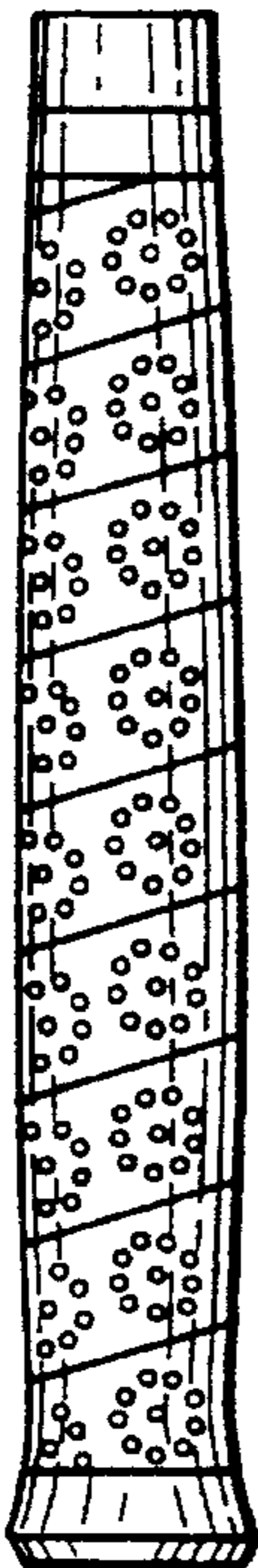


FIG. 4




FIG. 5

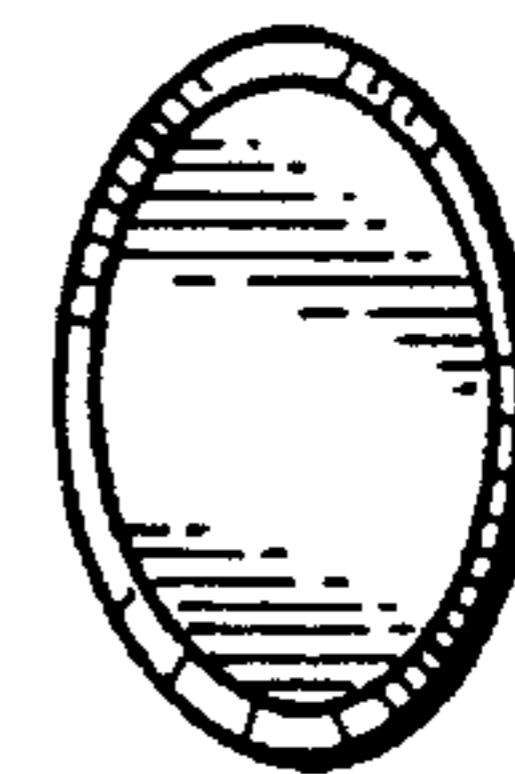


FIG. 6