



US00D376073S

United States Patent [19]

[11] **Patent Number: Des. 376,073**

Griffin et al.

[45] **Date of Patent: **Dec. 3, 1996**

[54] **ATTACHABLE BEVERAGE CAN HOLDER**

D. 278,016	3/1985	Myrbo	D7/536
D. 309,073	7/1990	Robinson	D7/608
4,720,023	1/1988	Jeff	220/411 X
5,067,329	11/1991	Tomlinson	62/457.4

[76] Inventors: **Patrick J. Griffin**, 19525 Hilliard Rd., Rocky River, Ohio 44116; **Steven M. Fenker**, 31580 Anna La., Bay Village, Ohio 44140

Primary Examiner—Terry A. Wallace

[**] Term: **14 Years**

[57] **CLAIM**

[21] Appl. No.: **38,540**

The ornamental design for an attachable beverage can holder, as shown and described.

[22] Filed: **May 8, 1995**

DESCRIPTION

[52] U.S. Cl. **D7/622**

[58] **Field of Search** D7/533-536, 605, D7/619, 620, 622; 62/457.1, 457.3, 457.4; 211/71, 74; 220/411, 737, 739, 903, 906


FIG. 1 is a perspective view of an attachable beverage can holder showing our new design; FIG. 2 is a front elevation view thereof; FIG. 3 is a side elevation view thereof; FIG. 4 is a rear elevation view thereof; FIG. 5 is a top plan view thereof; and, FIG. 6 is a bottom plan view thereof.

[56] **References Cited**

U.S. PATENT DOCUMENTS

D. 184,566	3/1959	Holzworth et al.	D7/622
D. 277,535	2/1985	Languz et al.	D7/536

1 Claim, 2 Drawing Sheets




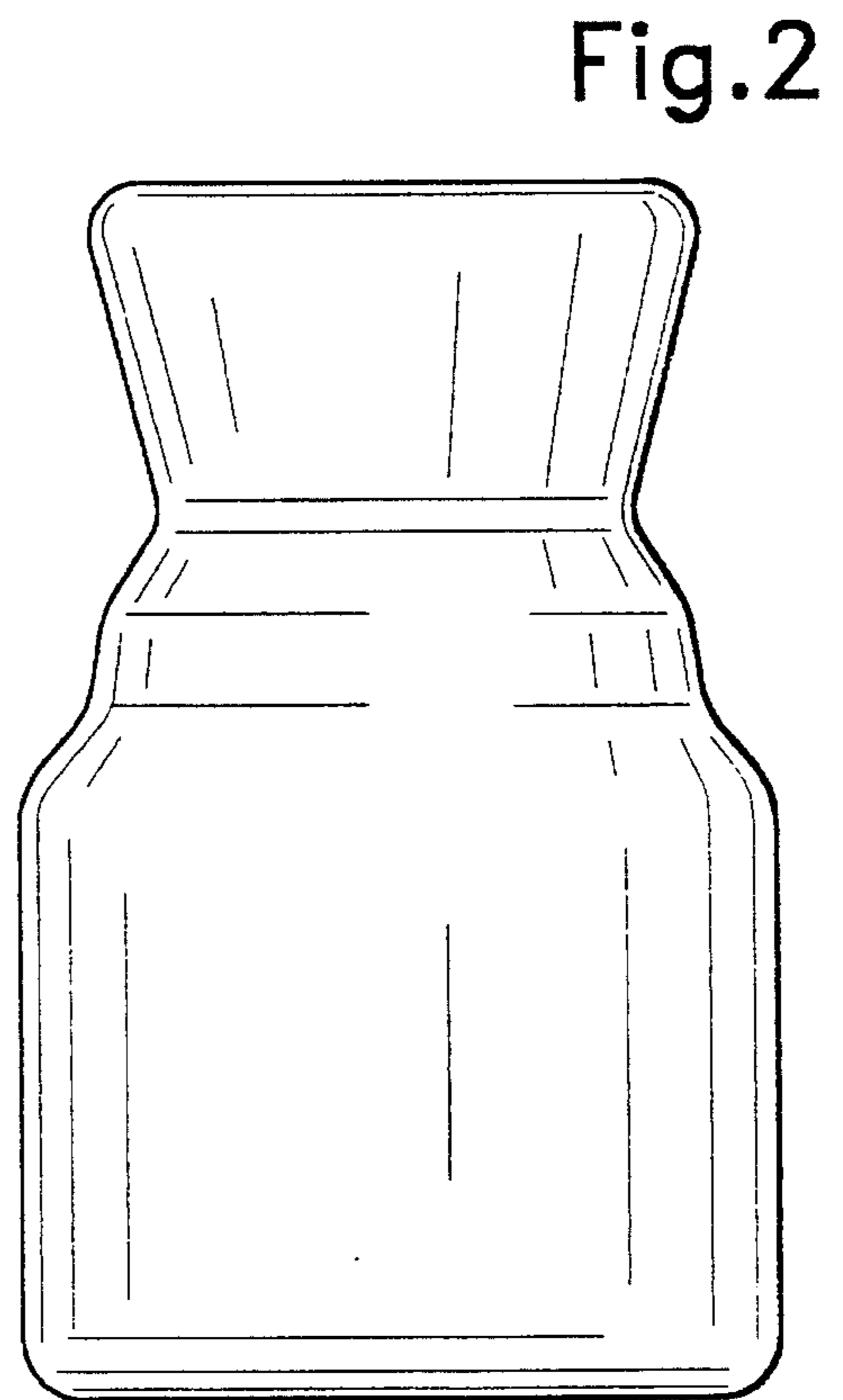



Fig.4




Fig.5

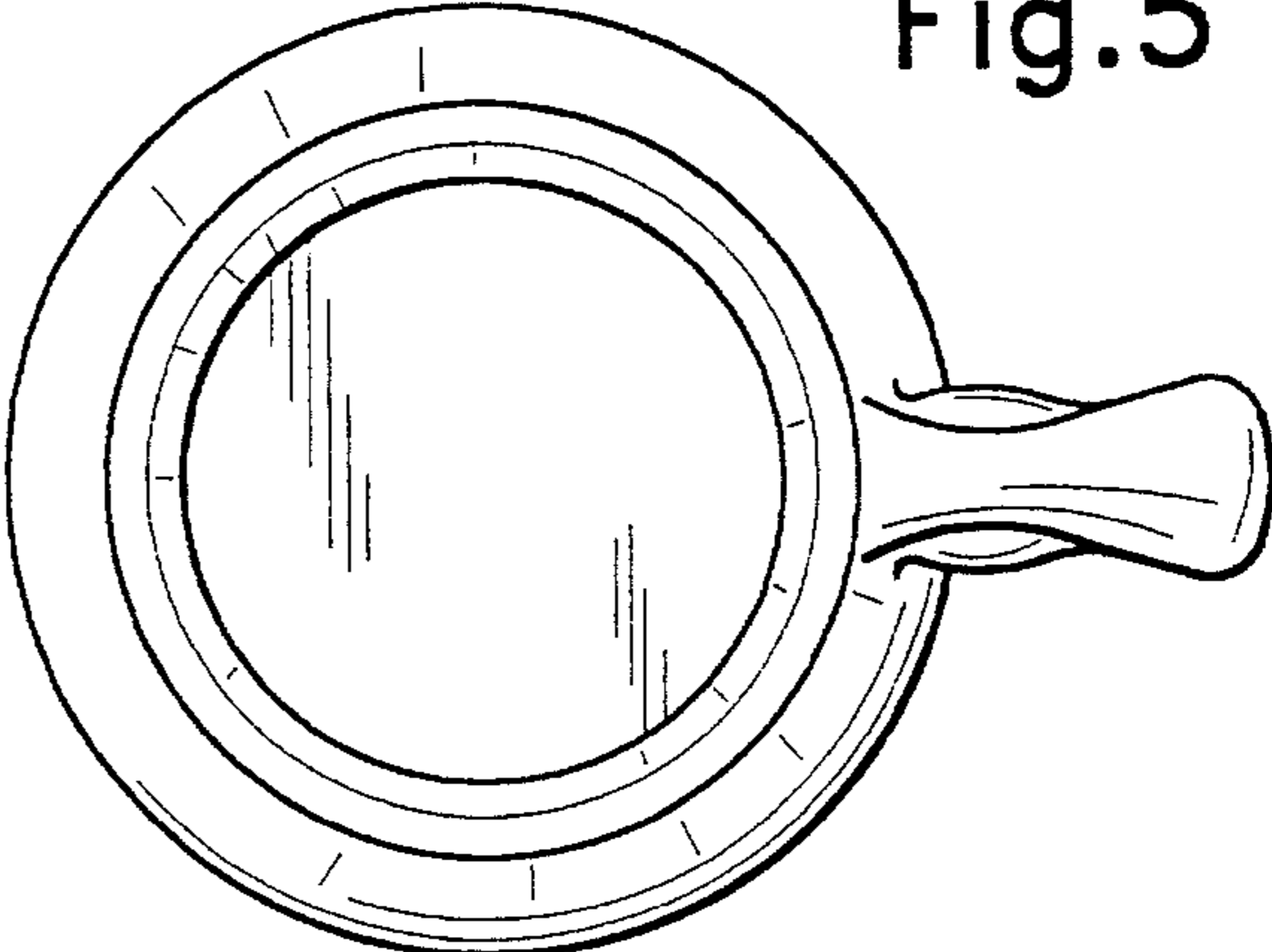


Fig.6

