



US00D376059S

**United States Patent** [19]  
**Bergelin**

[11] **Patent Number:** **Des. 376,059**  
[45] **Date of Patent:** **\*\*Dec. 3, 1996**

[54] **TABLE**

[75] Inventor: **Christopher S. Bergelin**, Morganton, N.C.

[73] Assignee: **Henredon Furniture Industries, Inc.**, Morganton, N.C.

[\*\*] Term: **14 Years**

[21] Appl. No.: **49,401**

[22] Filed: **Jan. 24, 1996**

[52] U.S. Cl. .... **D6/480**

[58] **Field of Search** ..... D6/480-489, 495, D6/429, 430; 108/153, 155, 156, 161, 59, 77, 78, 65; 248/188, 188.1

[56] **References Cited**

**U.S. PATENT DOCUMENTS**

D. 151,162	9/1948	Metz	.....	D6/430
D. 263,910	4/1982	Robertson et al.	.....	D6/485
D. 350,452	9/1994	Ward	.....	D6/480
364,358	6/1887	Looker	.....	108/69

**OTHER PUBLICATIONS**

Drexel, p. 30, table.

*Primary Examiner*—Janice E. Seeger

*Attorney, Agent, or Firm*—Edgar A. Zarins; Malcolm L. Sutherland

[57] **CLAIM**

The ornamental design for a table, as shown and described.

**DESCRIPTION**

FIG. 1 is a perspective view of a table showing my new design;


FIG. 2 is a side view thereof, the opposite side being a mirror image of the side shown;

FIG. 3 is a top plan view thereof; and,

FIG. 4 is an end view thereof, the opposite end being a mirror image of the end shown.

The table of the design is shown with an extension leaf secured at one end thereof.

**1 Claim, 2 Drawing Sheets**



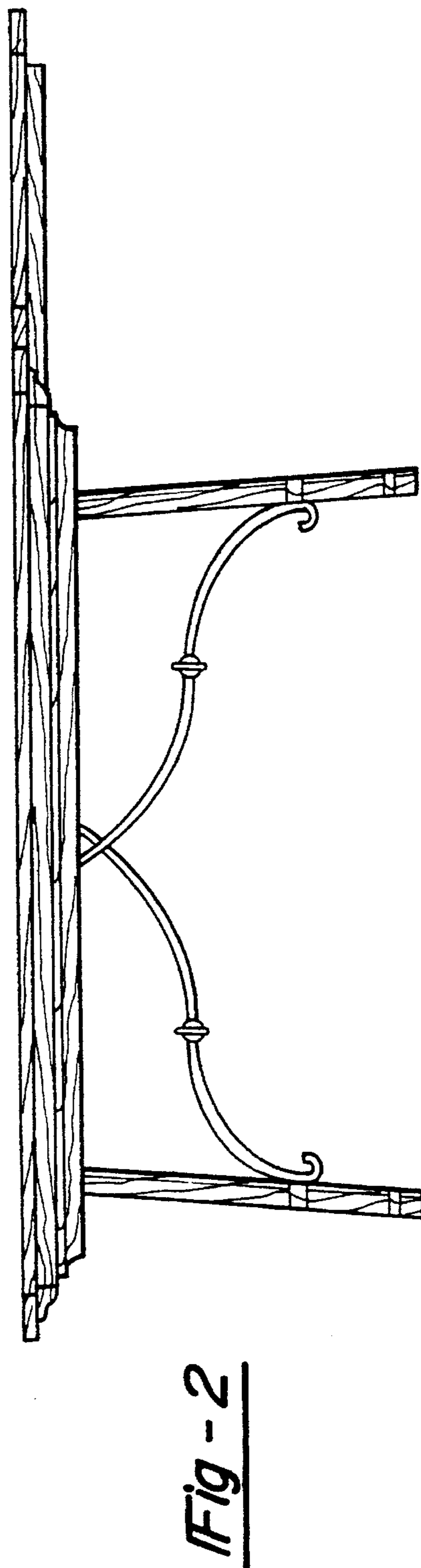
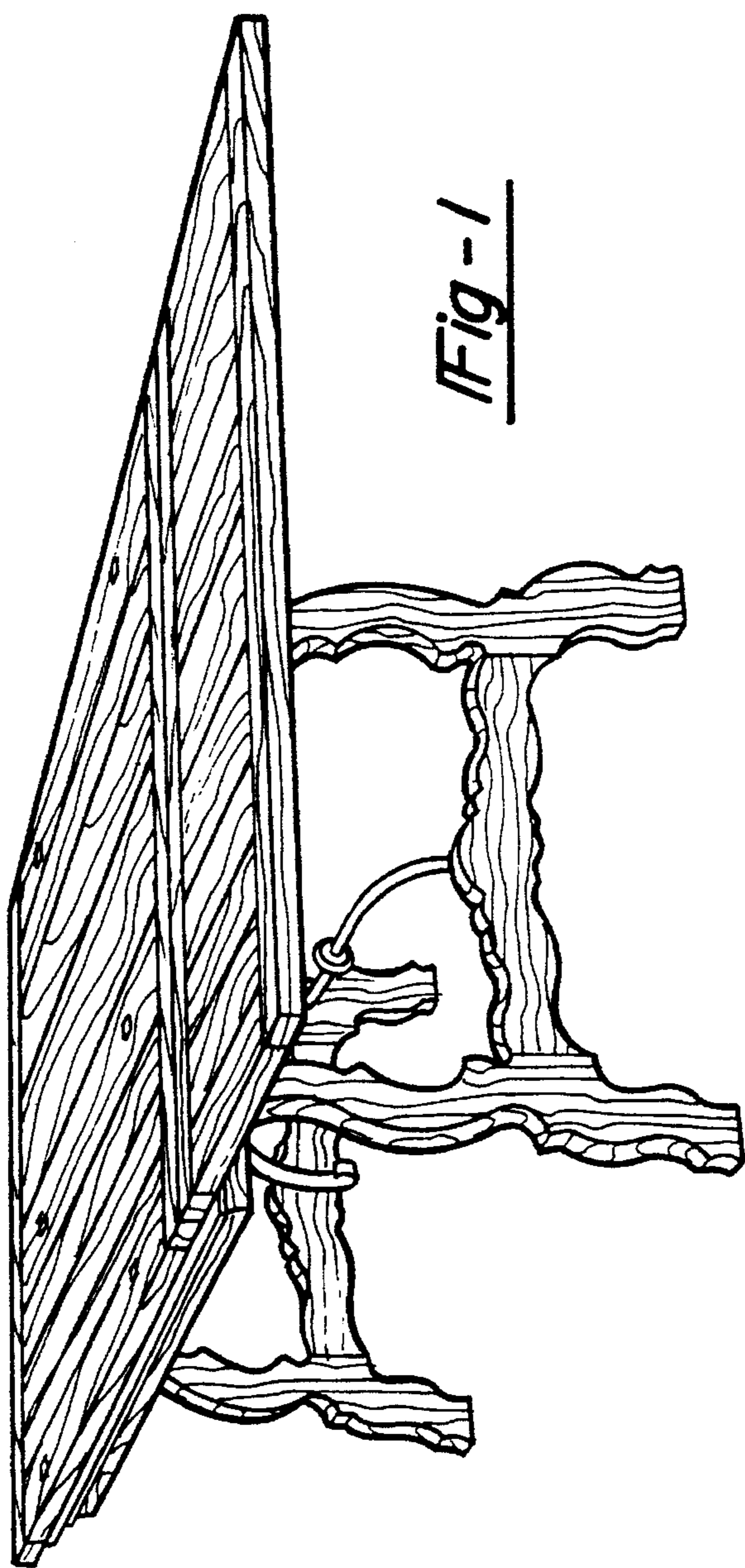


Fig - 3

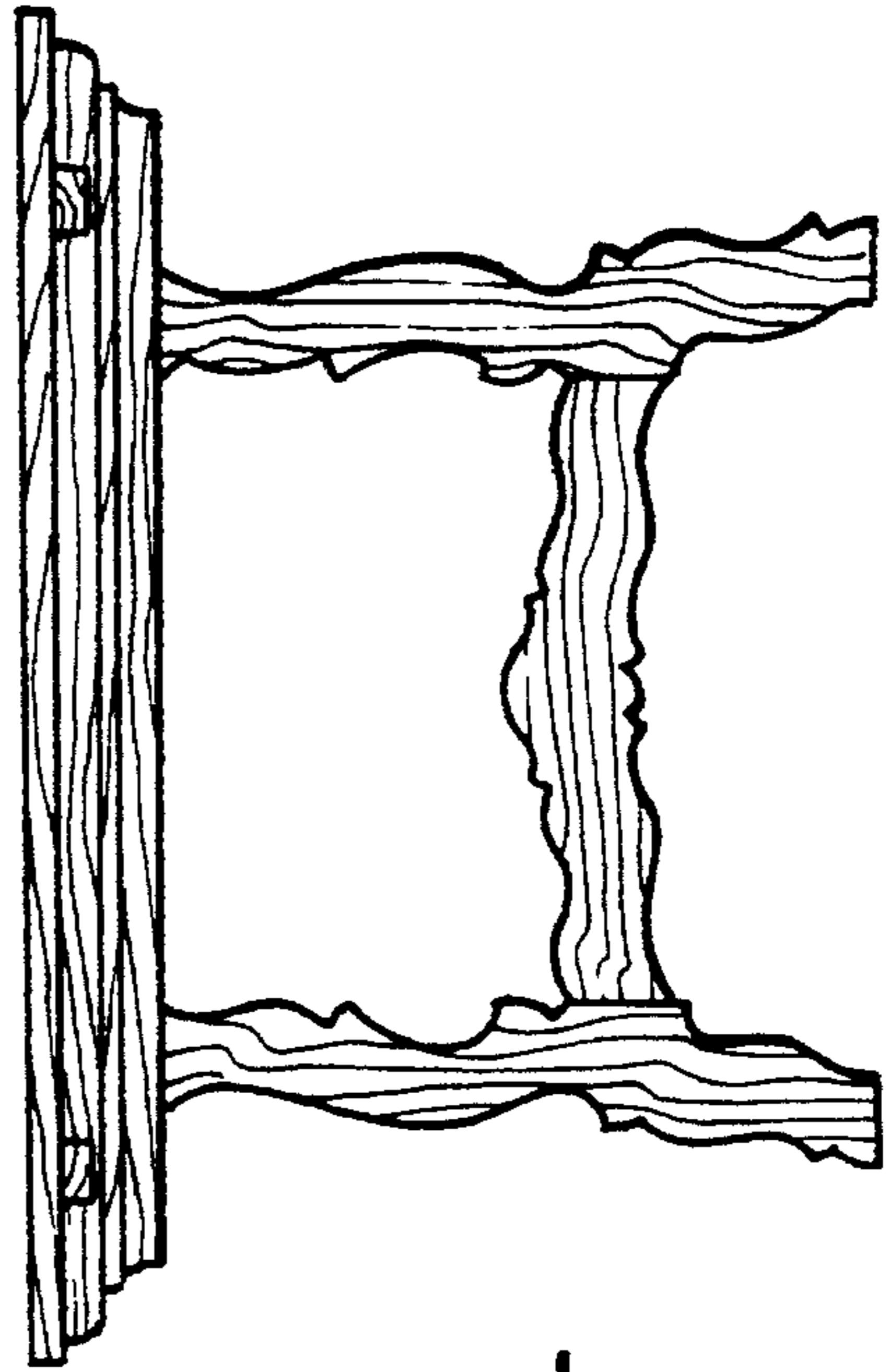
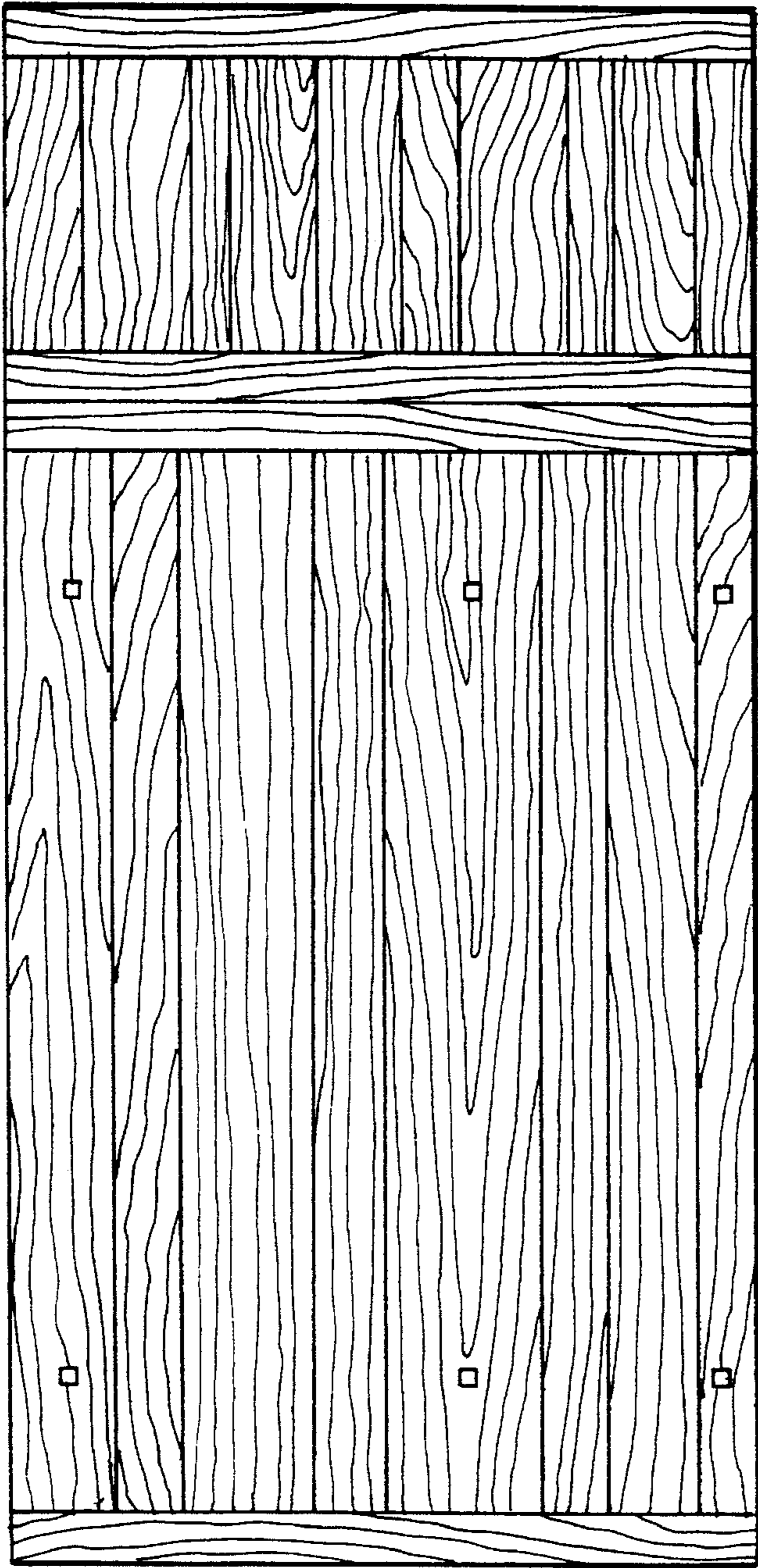


Fig - 4