



US00D376056S

**United States Patent** [19]  
**Kelly**

[11] **Patent Number: Des. 376,056**  
[45] **Date of Patent: \*\*Dec. 3, 1996**

[54] **CARREL**  
[75] Inventor: **William K. Kelly**, Troutman, N.C.  
[73] Assignee: **Cherokee Products, Inc.**, Barium Springs, N.C.  
[\*\*] Term: **14 Years**

D. 217,088 4/1970 Gianfagna ..... D6/421  
D. 259,908 7/1981 Berman et al. .... D6/421  
D. 339,250 9/1993 Risom et al. .... D6/421  
D. 341,271 11/1993 Pessa ..... D6/421  
D. 359,632 6/1995 Bubb ..... D6/421  
D. 359,633 6/1995 Bulb ..... D6/421

*Primary Examiner*—Carmen H. Vales-Lado  
*Attorney, Agent, or Firm*—Shefte, Pinckney & Sawyer

[21] Appl. No.: **33,294**  
[22] Filed: **Jan. 9, 1995**  
[52] **U.S. Cl.** ..... **D6/421**  
[58] **Field of Search** ..... D6/421-428; 312/194-196;  
108/2, 5, 6, 59, 60, 64; 52/36.1

[57] **CLAIM**


The ornamental design for a carrel, as shown and described.

**DESCRIPTION**

FIG. 1 is a perspective view of a carrel showing my new design;  
FIG. 2 is a side elevational view thereof, the opposite side being a mirror image thereof;  
FIG. 3 is a front elevational view thereof; and,  
FIG. 4 is a rear elevational view thereof.

[56] **References Cited**  
**U.S. PATENT DOCUMENTS**  
D. 214,921 8/1969 Gulliford et al. .... D6/421  
D. 215,098 9/1969 Wilcox ..... D6/421  
D. 216,025 11/1969 Gianfagna ..... D6/421

**1 Claim, 2 Drawing Sheets**






Fig. 1

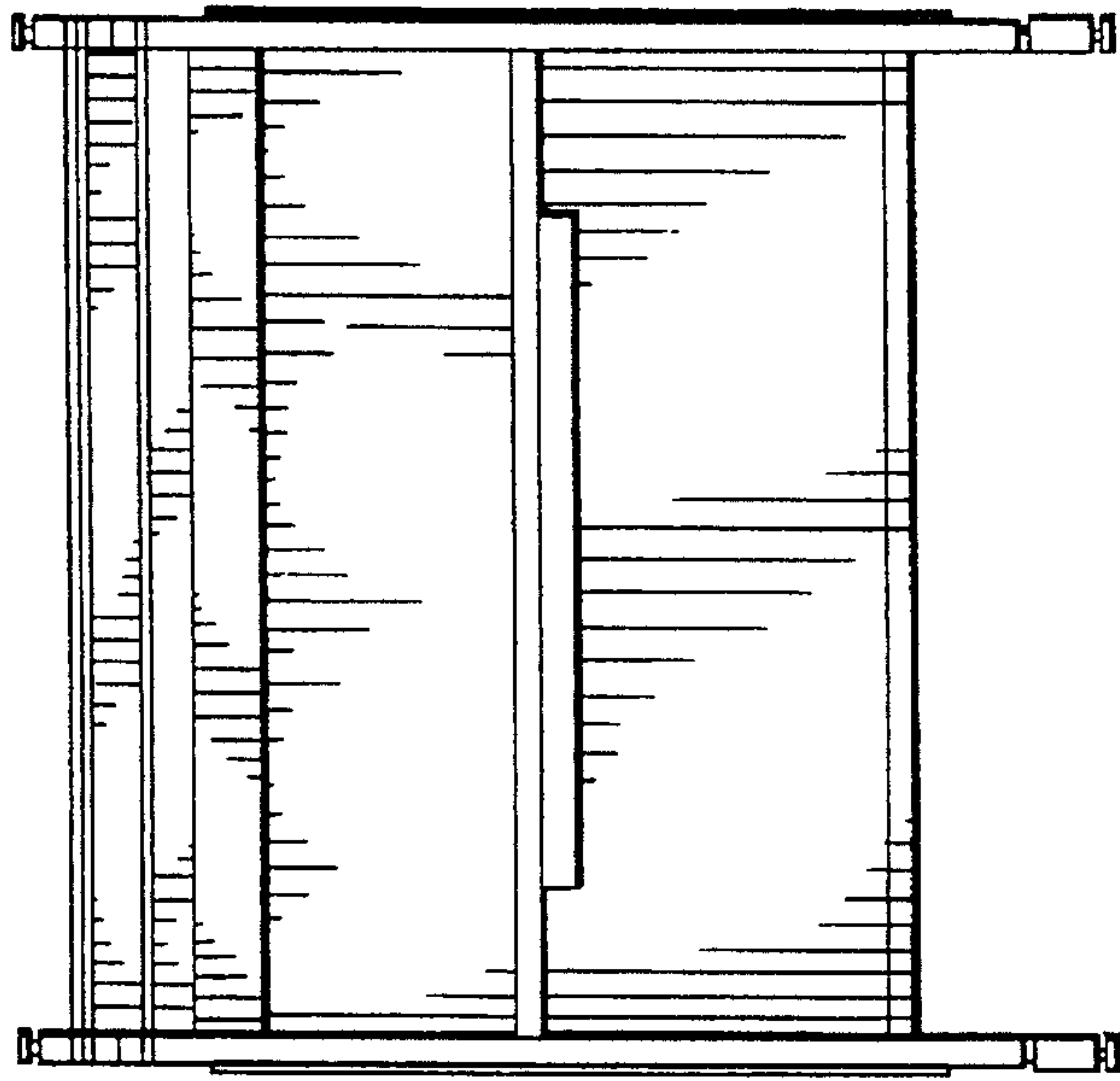


Fig. 4

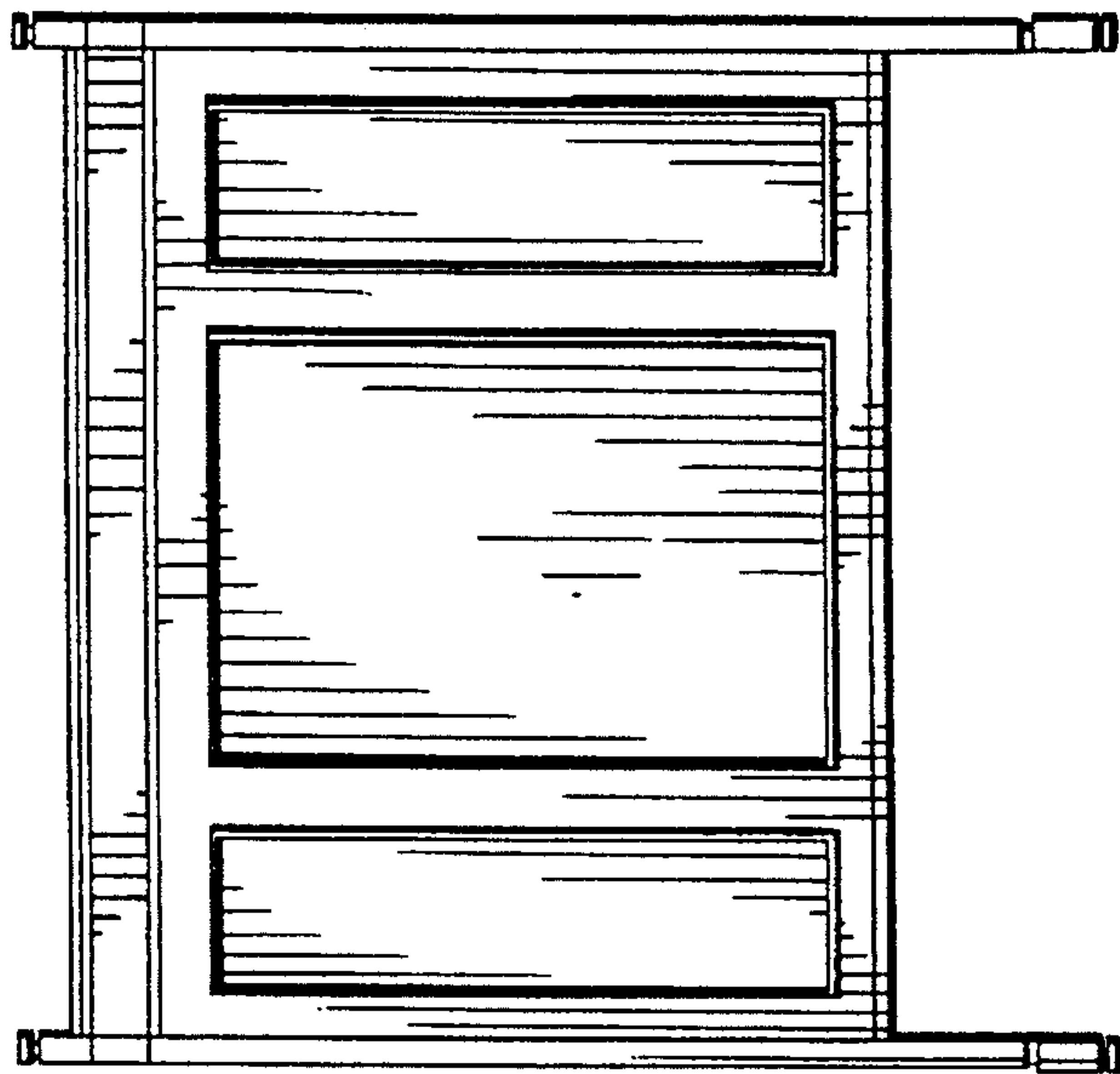


Fig. 3

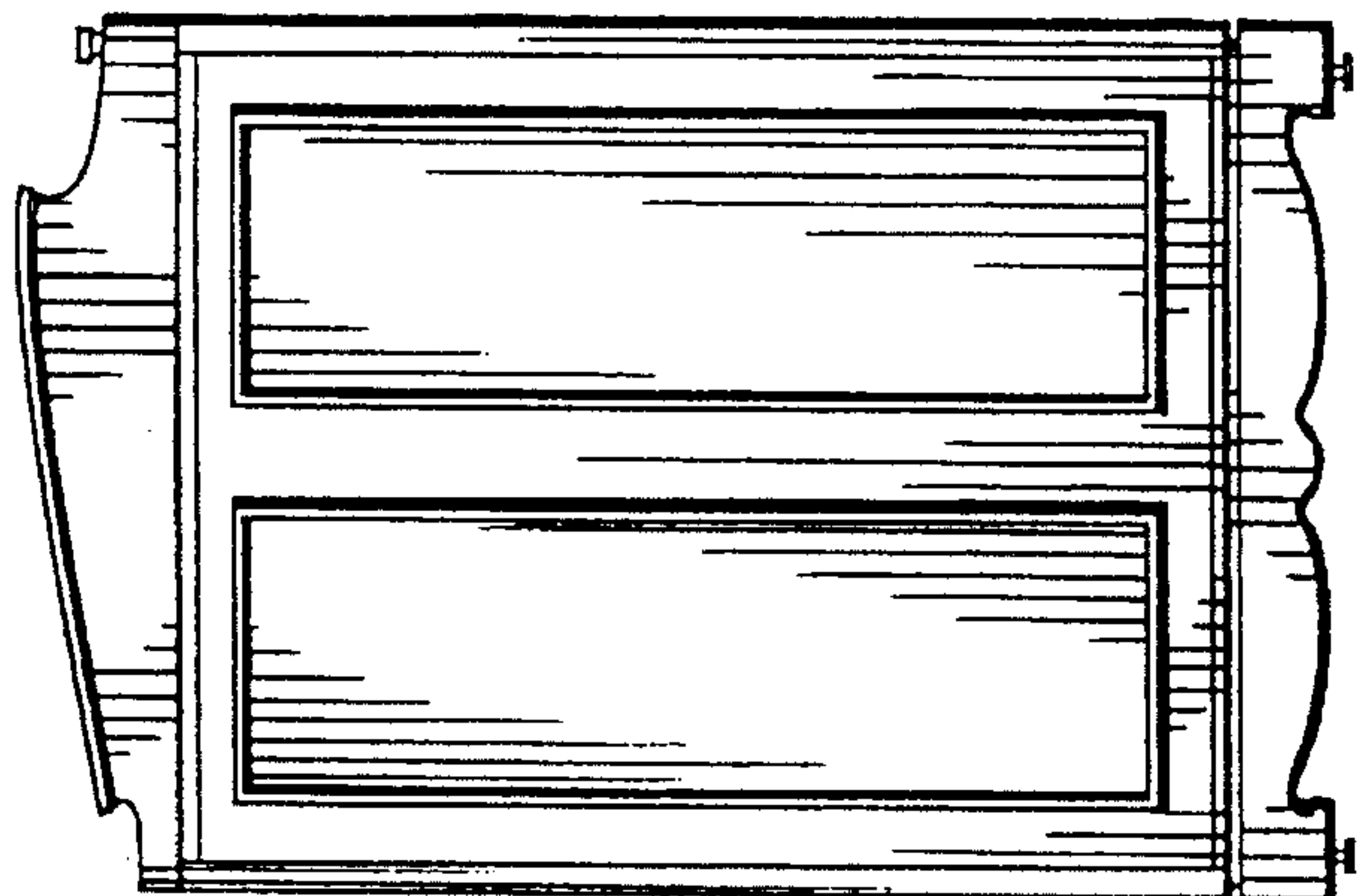


Fig. 2