



US00D376055S

United States Patent [19]

Hand et al.

[11] Patent Number: Des. 376,055

[45] Date of Patent: **Dec. 3, 1996

[54] SLING CHAIR

[75] Inventors: **Joseph M. Hand**, Sheboygan Falls;
Glenn T. Walters, Port Washington,
both of Wis.

[73] Assignee: **Bemis Manufacturing Company**,
Sheboygan Falls, Wis.

[**] Term: 14 Years

[21] Appl. No.: 42,482

[22] Filed: Aug. 11, 1995

[52] U.S. Cl. D6/379; D6/380

[58] Field of Search D6/334, 370, 374,
D6/375, 376, 379, 380, 500, 501, 502;
297/445.1, 448.1

[56] References Cited

U.S. PATENT DOCUMENTS

D. 219,583	12/1970	Zellick et al.	D6/379
D. 223,569	5/1972	Grosfillex	D6/376 X
D. 224,652	8/1972	Zellick et al.	D6/379
D. 238,989	3/1976	Grosfillex	D6/376
D. 279,243	6/1985	Vanderminden	D6/370
D. 289,349	4/1987	Vanderminden	D6/379
D. 294,436	3/1988	Colby	D6/379
D. 296,848	7/1988	Colby	D6/379
D. 323,249	1/1992	Schwartz	D6/379 X
D. 337,446	7/1993	Gibbs	D6/370

D. 341,033	11/1993	Schwartz	D6/370
D. 343,964	2/1994	Gibbs	D6/374
D. 354,405	1/1995	Greene	D6/370
D. 355,780	2/1995	Noll	D6/372

Primary Examiner—Gary D. Watson

Attorney, Agent, or Firm—Michael, Best & Friedrich

[57] CLAIM

The ornamental design for a sling chair, as shown and described.

DESCRIPTION

FIG. 1 is a perspective view of a sling chair showing our new design;

FIG. 2 is a front elevational view thereof;

FIG. 3 is a left side elevational view thereof, the right side view being a mirror image of that shown;

FIG. 4 is a top plan view thereof;

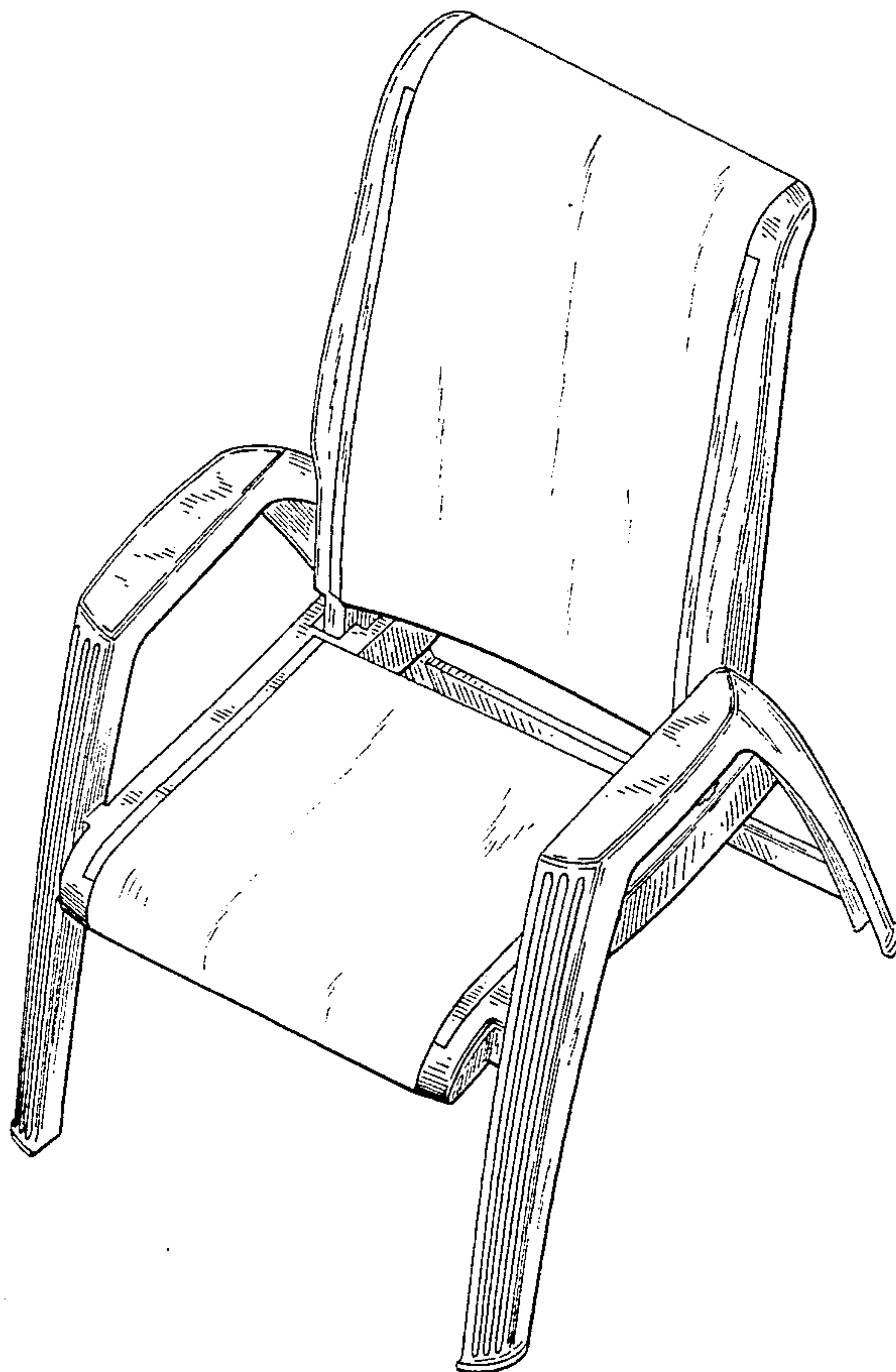
FIG. 5 is a rear elevational view thereof;


FIG. 6 is a bottom plan view thereof; and,

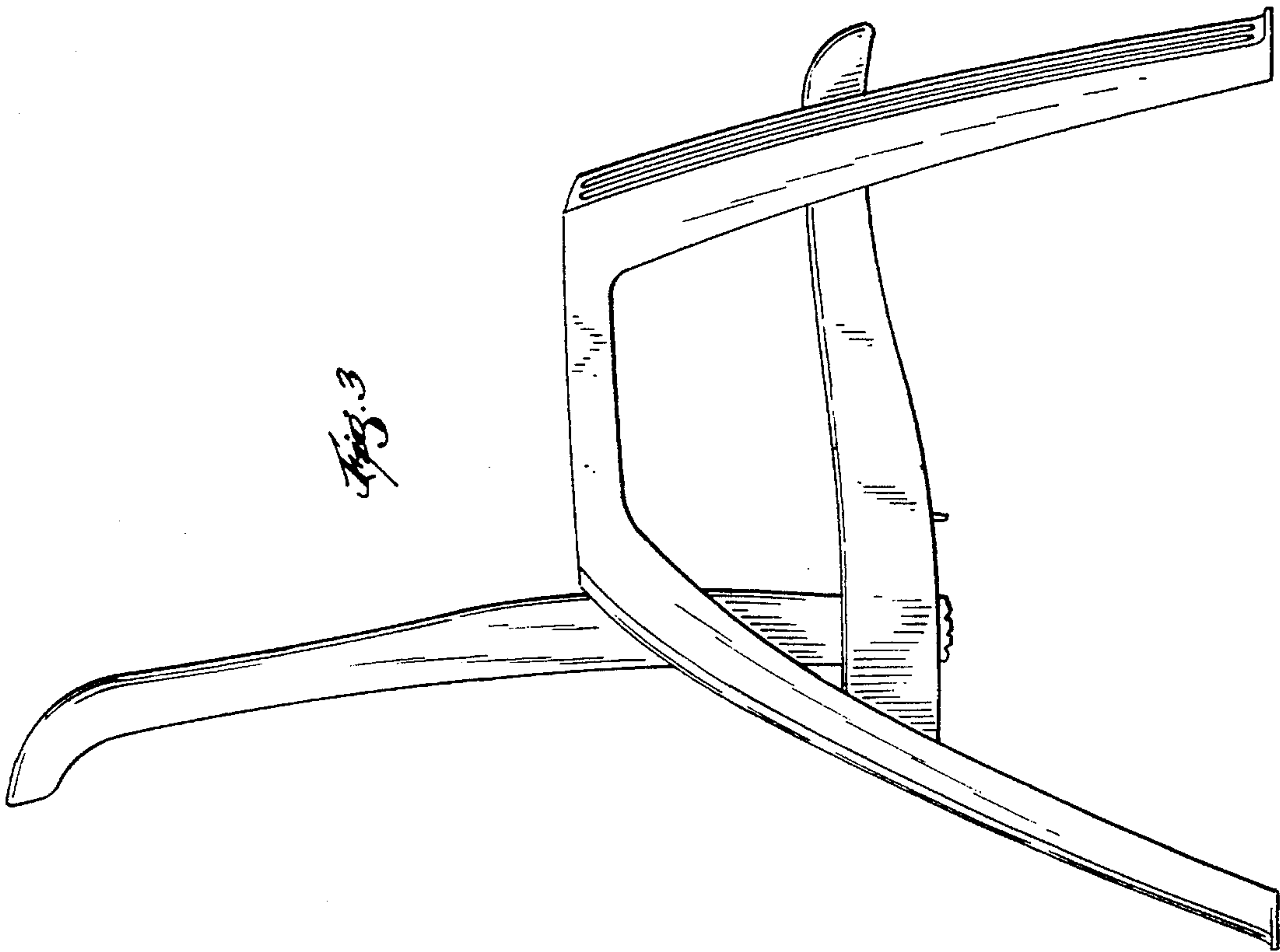
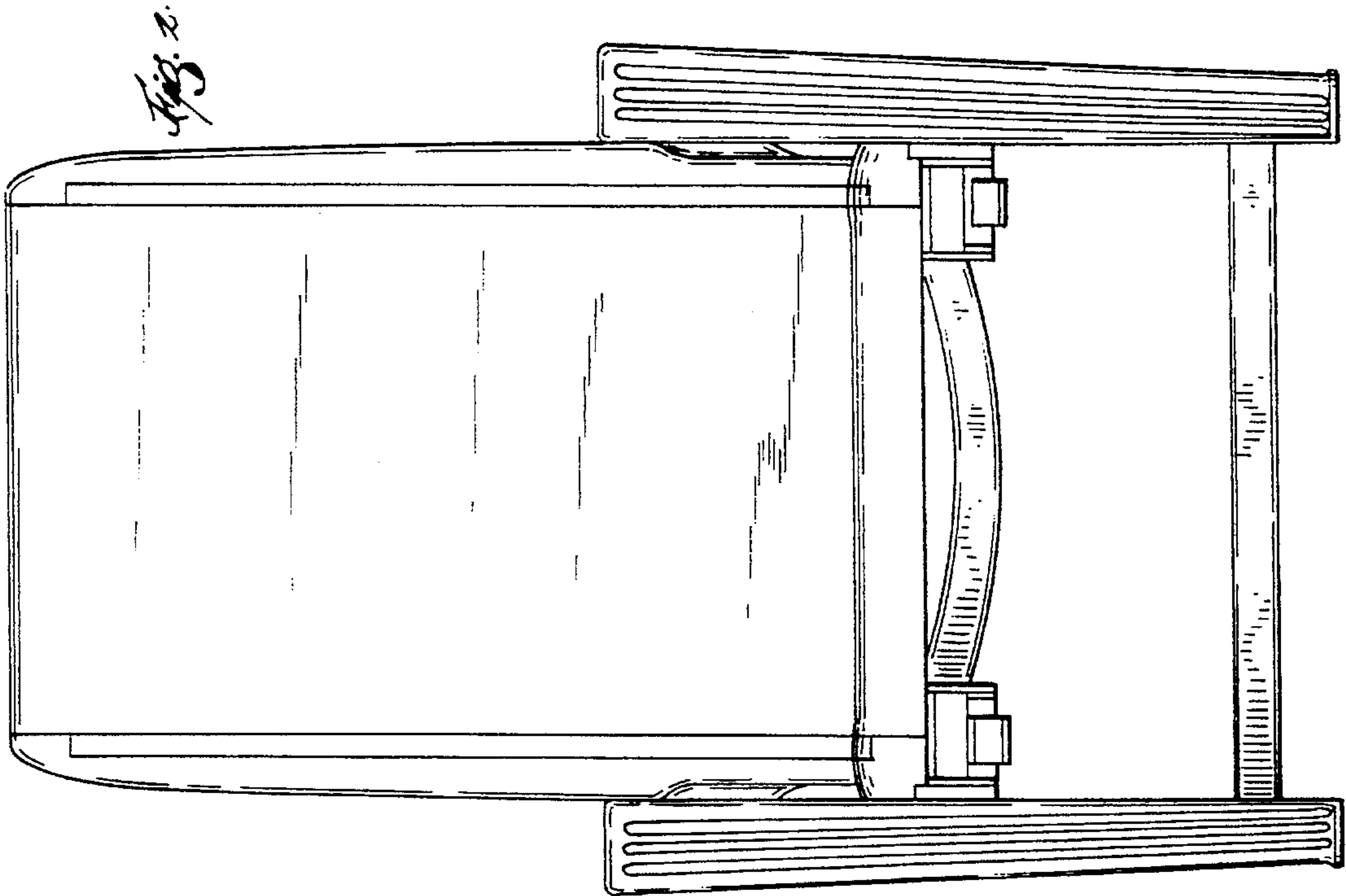
FIG. 7 is a perspective view of an alternative embodiment of the design in which the frame is visible through the fabric. The seat and backrest of the sling chair each include fabric stretched across a frame.

The other views of this embodiment correspond to FIGS. 1 through 6, the sole difference being that the frame is visible through the fabric.

1 Claim, 5 Drawing Sheets







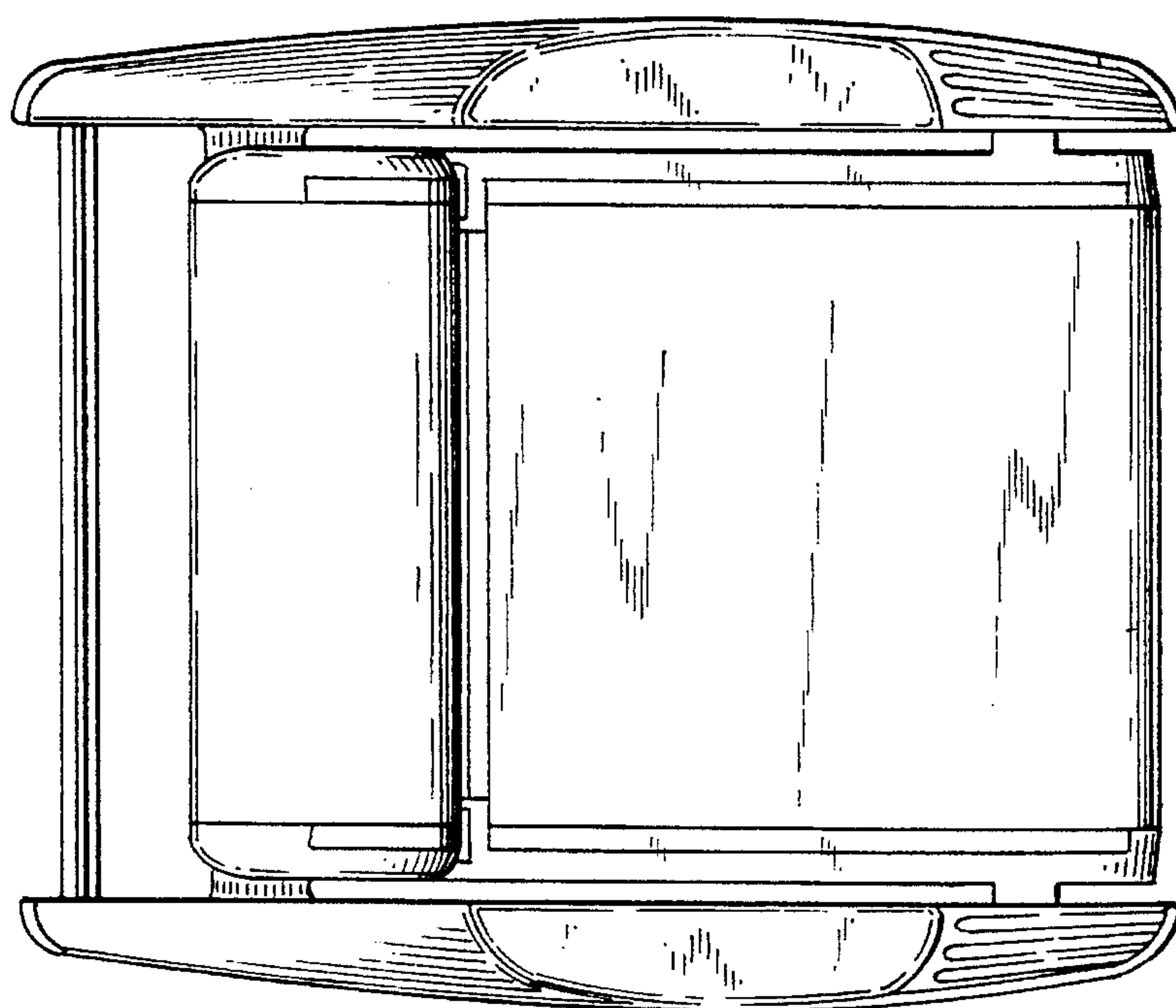

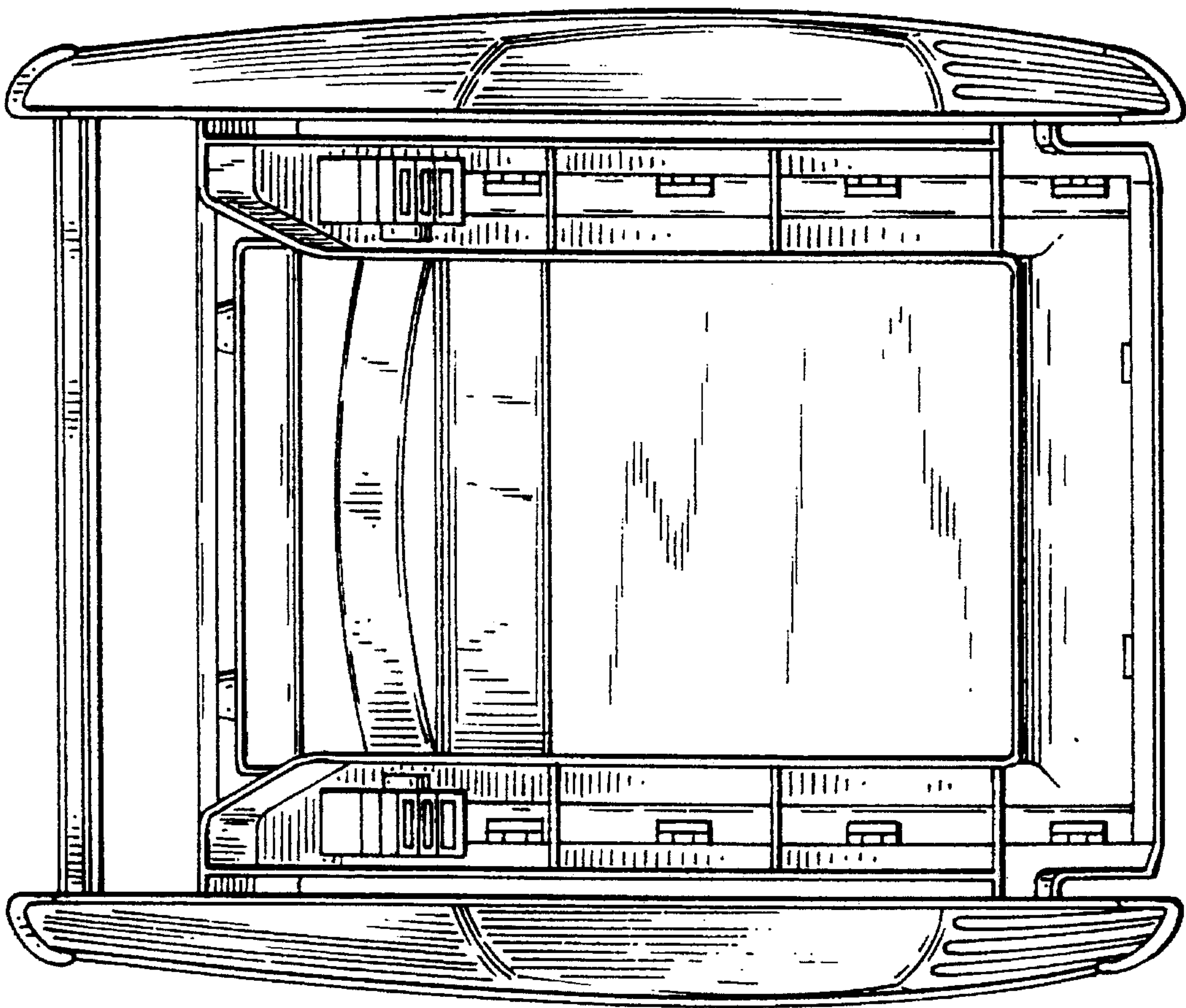


Fig. 6



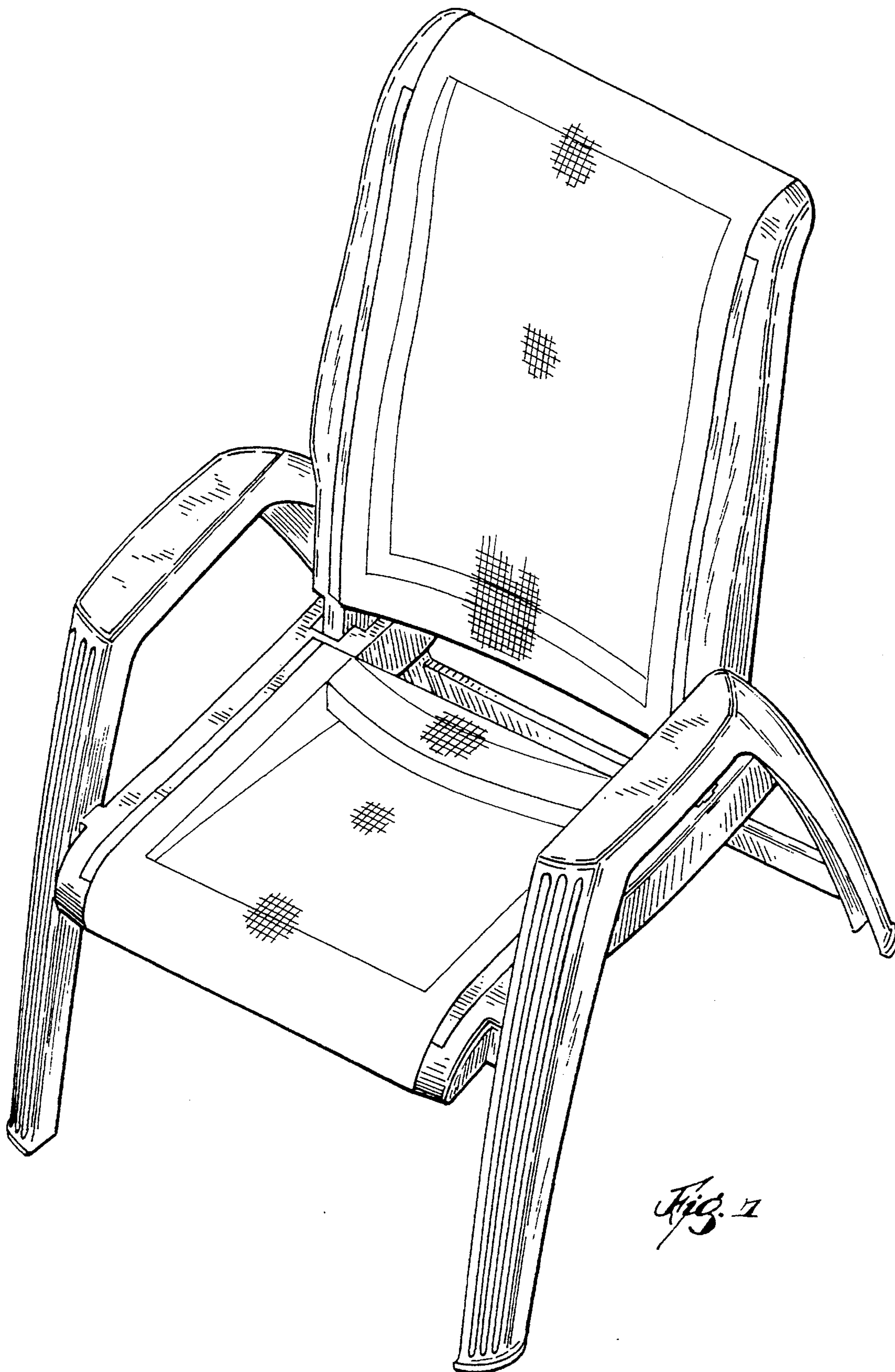


Fig. 1

UNITED STATES PATENT AND TRADEMARK OFFICE
CERTIFICATE OF CORRECTION

PATENT NO. : Des. 376,055
DATED : December 3, 1996
INVENTOR(S) : Hand et al.

It is certified that error appears in the above—identified patent and that said Letters Patent is hereby corrected as shown below:

On line 7 of the Description (the description of Fig. 5), after "thereof;", insert -- and --.

On line 8 of the Description (the description of Fig. 6), after "thereof", delete "; and" and insert -- . The seat and backrest of the sling chair each include fabric stretched across a frame. --.

On line 11 of the Description (the description of Fig. 7), delete "The seat and backrest of the sling chair each include fabric stretched across a frame.".

Signed and Sealed this
Eighteenth Day of March, 1997



BRUCE LEHMAN

Commissioner of Patents and Trademarks

Attest:

Attesting Officer