



US00D376049S

# United States Patent [19]

Harris et al.

[11] Patent Number: **Des. 376,049**

[45] Date of Patent: **\*\*Dec. 3, 1996**

[54] **UTILITY PAINTBRUSH**

4,757,568 7/1988 Jones ..... 15/105  
5,272,782 12/1993 Hutt ..... 15/105

[76] Inventors: **Charles E. Harris; David Harris**, both  
of 3924 Oakridge Dr., Winston-Salem,  
N.C. 27105

### FOREIGN PATENT DOCUMENTS

20683 of 1894 United Kingdom ..... 15/106

[\*\*] Term: **14 Years**

*Primary Examiner*—A. Hugo Word  
*Assistant Examiner*—Lavone D. Tabor

[21] Appl. No.: **43,141**

### [57] CLAIM

[22] Filed: **Aug. 23, 1995**

The ornamental design for a utility paintbrush, as shown and described.

[52] U.S. Cl. .... **D4/120; D4/132**

[58] Field of Search ..... D4/119, 120, 130,  
D4/132, 135; 15/106, 143.1, 145, 159.1,  
160, 186, 187, 191.1, 192, 193, 194

### DESCRIPTION

### [56] References Cited

#### U.S. PATENT DOCUMENTS

D. 292,349	10/1987	Roberts et al. ....	D4/129
D. 357,243	4/1995	Schmotter et al. ....	D4/119
2,991,494	7/1961	Smith .....	15/145
4,100,642	7/1978	Gabor .....	15/114
4,469,223	9/1984	Smith .....	15/143.1 X
4,627,125	12/1986	Gruns .....	15/105

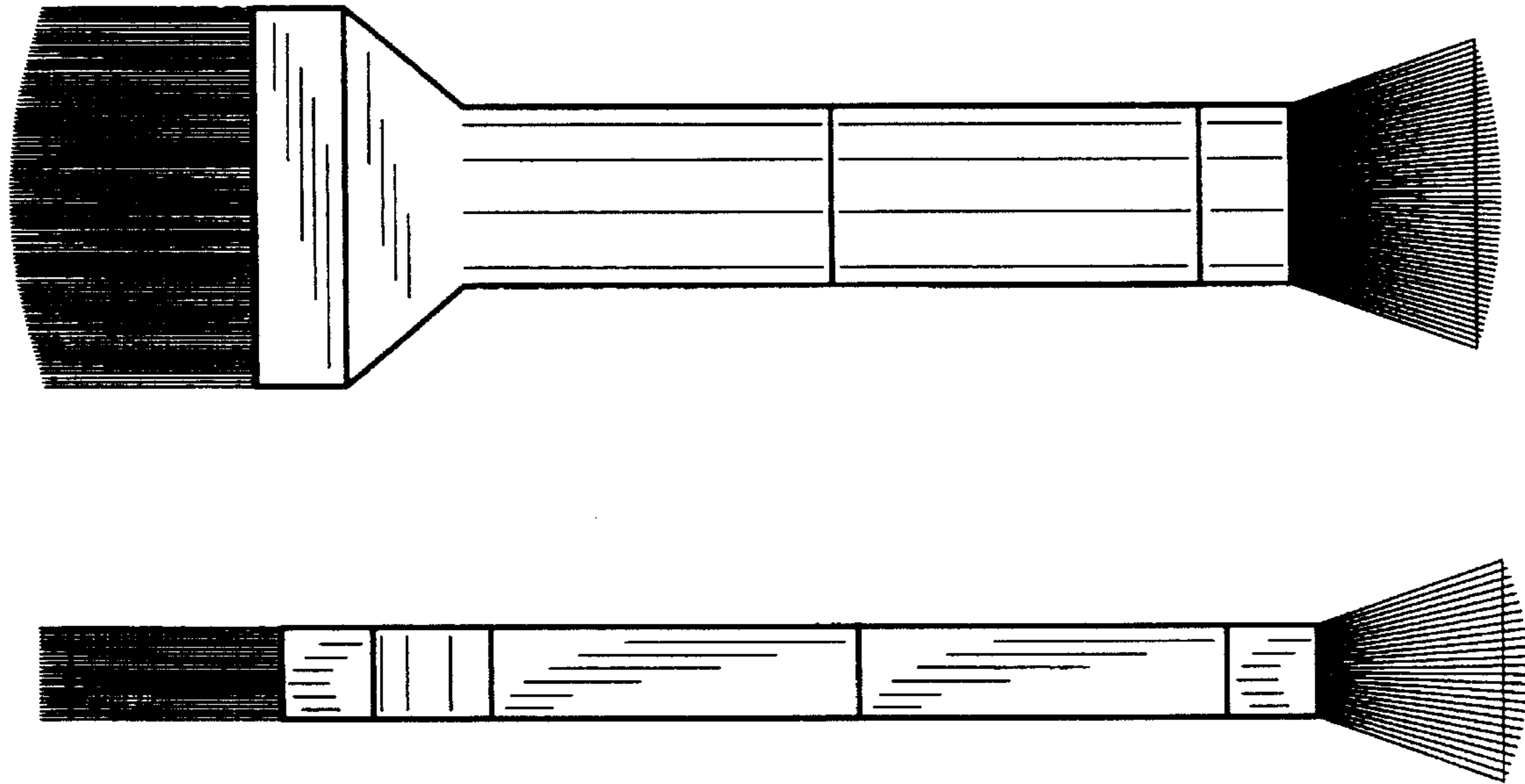
FIG. 1 demonstrates a top plan view of the utility paintbrush embodying our design, the bottom view being a mirror image thereof;

FIG. 2 is a front view of the paintbrush;

FIG. 3 is a rear view of the paintbrush; and,

FIG. 4 is a right side elevational view of the paintbrush as shown in FIG. 1, the left side being a mirror image thereof.

**1 Claim, 1 Drawing Sheet**



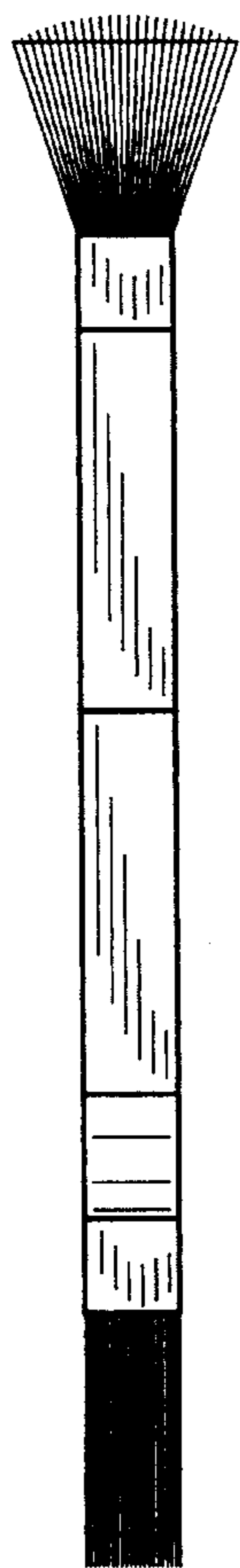


FIG. 4

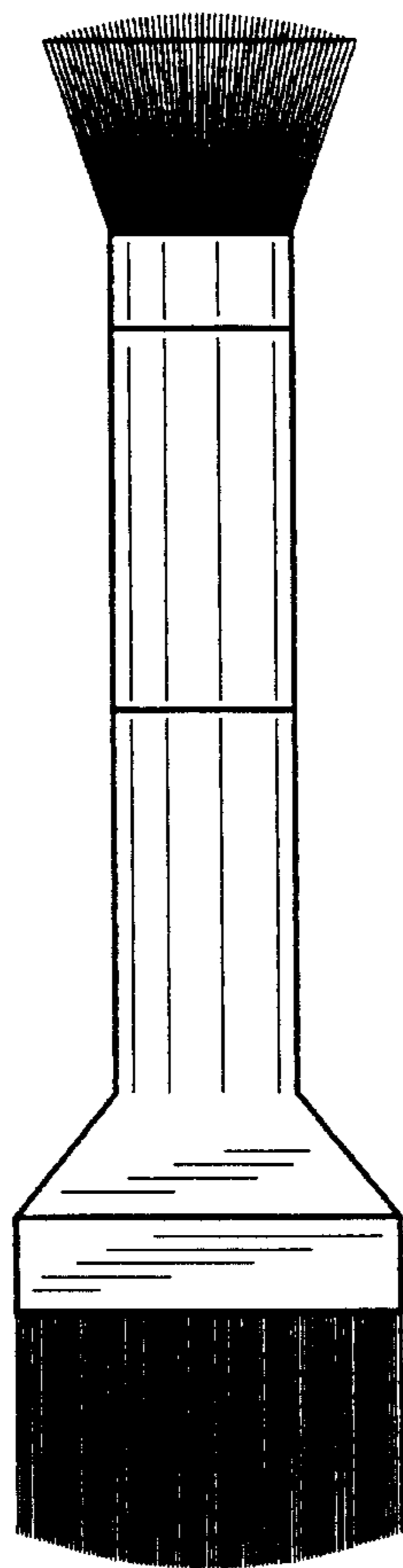


FIG. 1




FIG. 2




FIG. 3