



US00D376048S

# United States Patent [19]

[11] **Patent Number: Des. 376,048**

**Gerhart et al.**

[45] **Date of Patent: \*\*Dec. 3, 1996**

[54] **COMBINED BOTTLE, BRUSH, AND CAP**

D. 308,330	6/1990	Teece	.....	D9/338
D. 314,280	2/1991	Buecheler et al.	.....	D4/114
D. 346,959	5/1994	Adams	.....	D9/338
4,850,729	7/1989	Kramer et al.	.....	401/183

[75] Inventors: **Mark D. Gerhart**, Westminster, Md.;  
**James S. Potocki**, North Bergen, N.J.

[73] Assignee: **Lever Brothers Company, Division of Conopco, Inc.**, New York, N.Y.

*Primary Examiner*—A. Hugo Word  
*Assistant Examiner*—Lavone D. Tabor  
*Attorney, Agent, or Firm*—James J. Farrell

[\*\*] Term: **14 Years**

### [57] CLAIM

[21] Appl. No.: **44,170**

The ornamental design for a combined bottle, brush, and cap, as shown and described.

[22] Filed: **Sep. 19, 1995**

[52] U.S. Cl. .... **D4/114; D4/116; D9/338; D9/526**

### DESCRIPTION

[58] **Field of Search** ..... D4/114, 116, 127, D4/132, 135; D9/337, 338, 522, 523, 526, 530, 300, 542, 543; 401/136, 137, 152, 156, 183-185, 268, 269, 272, 274, 282, 291; 15/104.92, 105

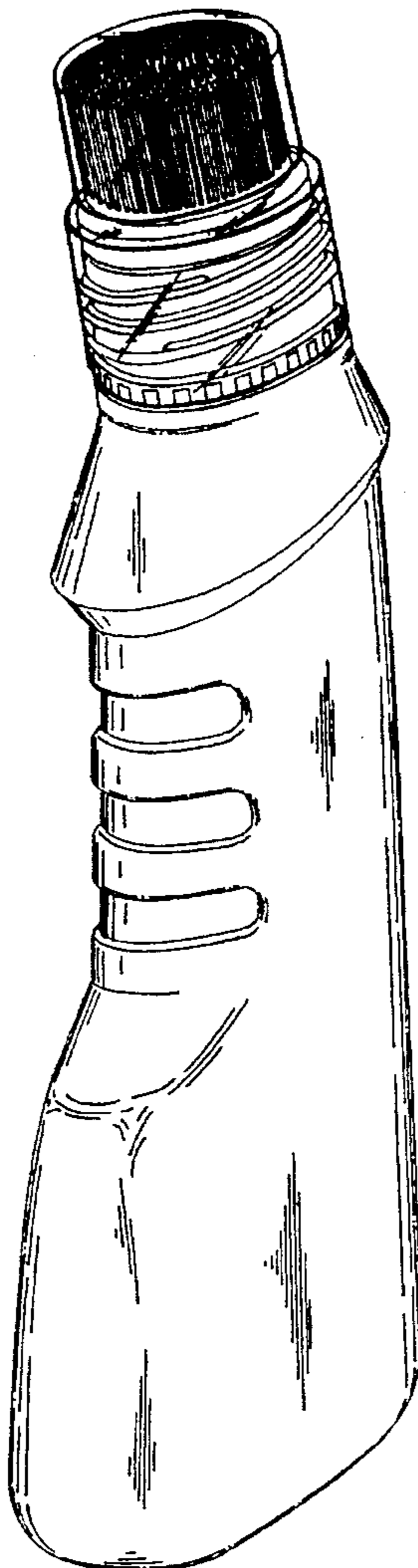
FIG. 1 is a perspective view of a combined bottle, brush, and cap showing our new design;  
FIG. 2 is a front elevational view thereof;  
FIG. 3 is a side elevational view thereof from the side with ridges;  
FIG. 4 is a rear elevational view thereof;  
FIG. 5 is a side elevational view from the side opposite the ridges;  
FIG. 6 is a top plan view thereof; and,  
FIG. 7 is a bottom plan view thereof.

### [56] References Cited

#### U.S. PATENT DOCUMENTS

D. 188,397	7/1960	Hulsh	.....	D4/114
D. 249,229	9/1978	Schacher et al.	.....	D9/543 X

**1 Claim, 3 Drawing Sheets**



*FIG. 1*

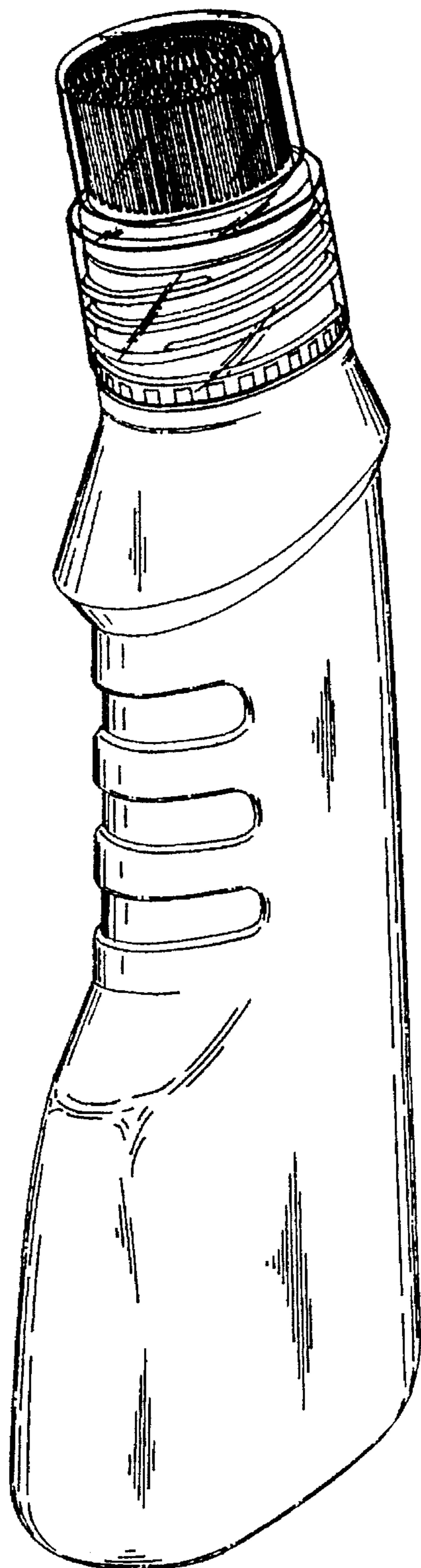


FIG. 4

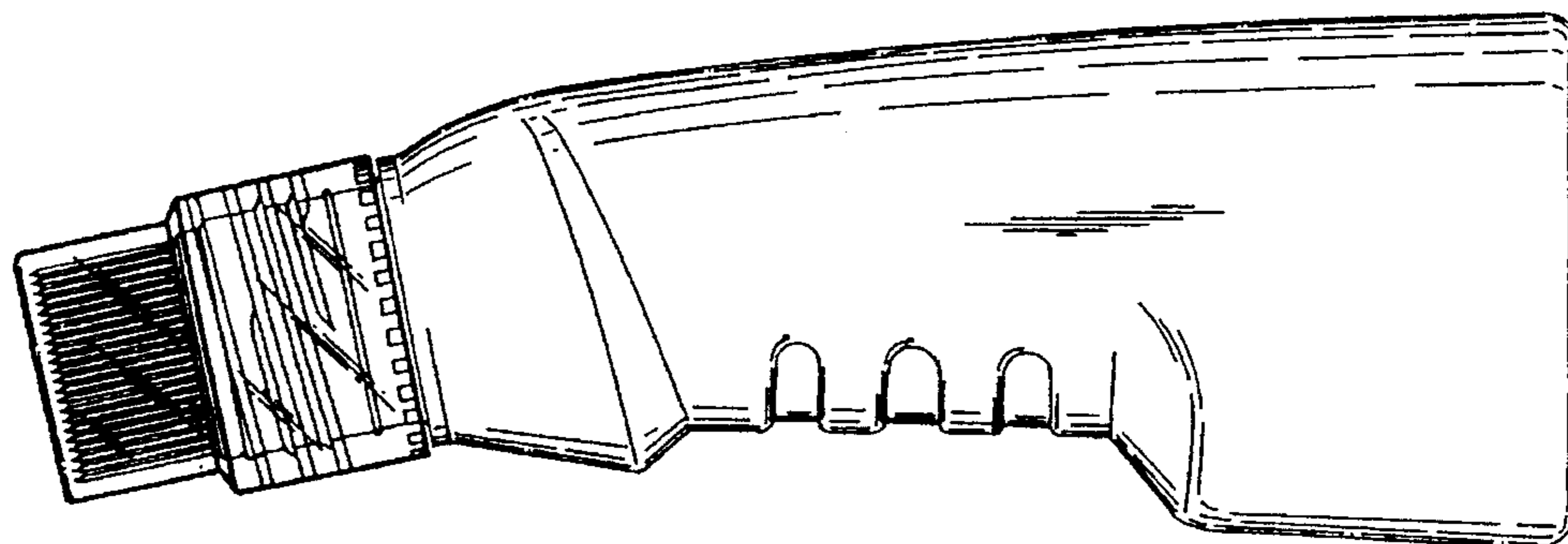


FIG. 3




FIG. 2

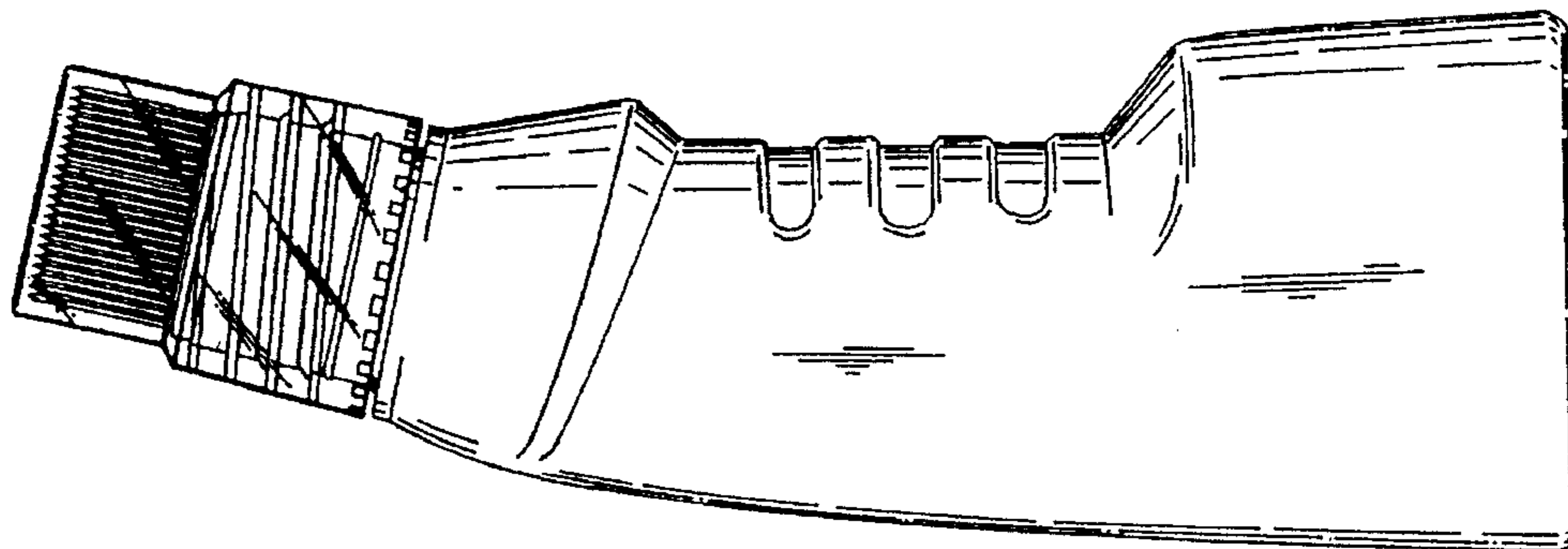


FIG. 5

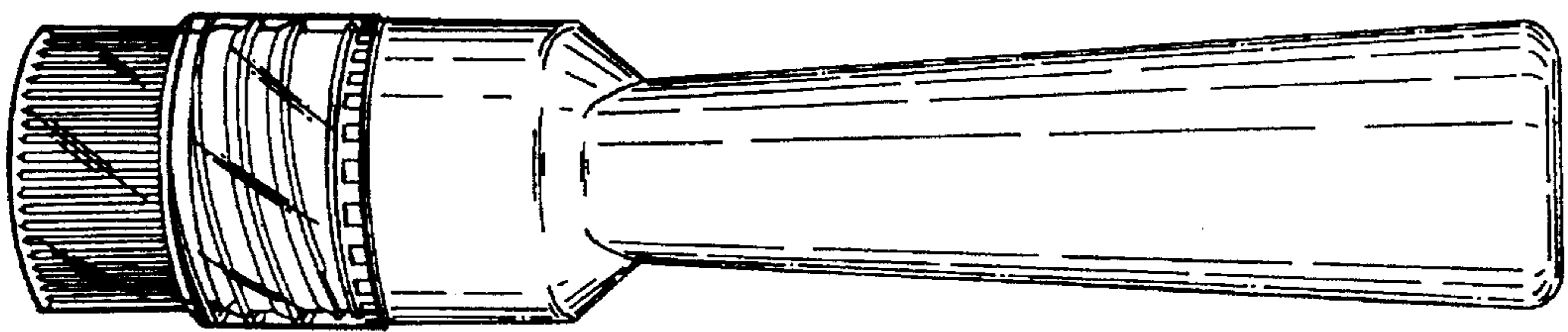


FIG. 6

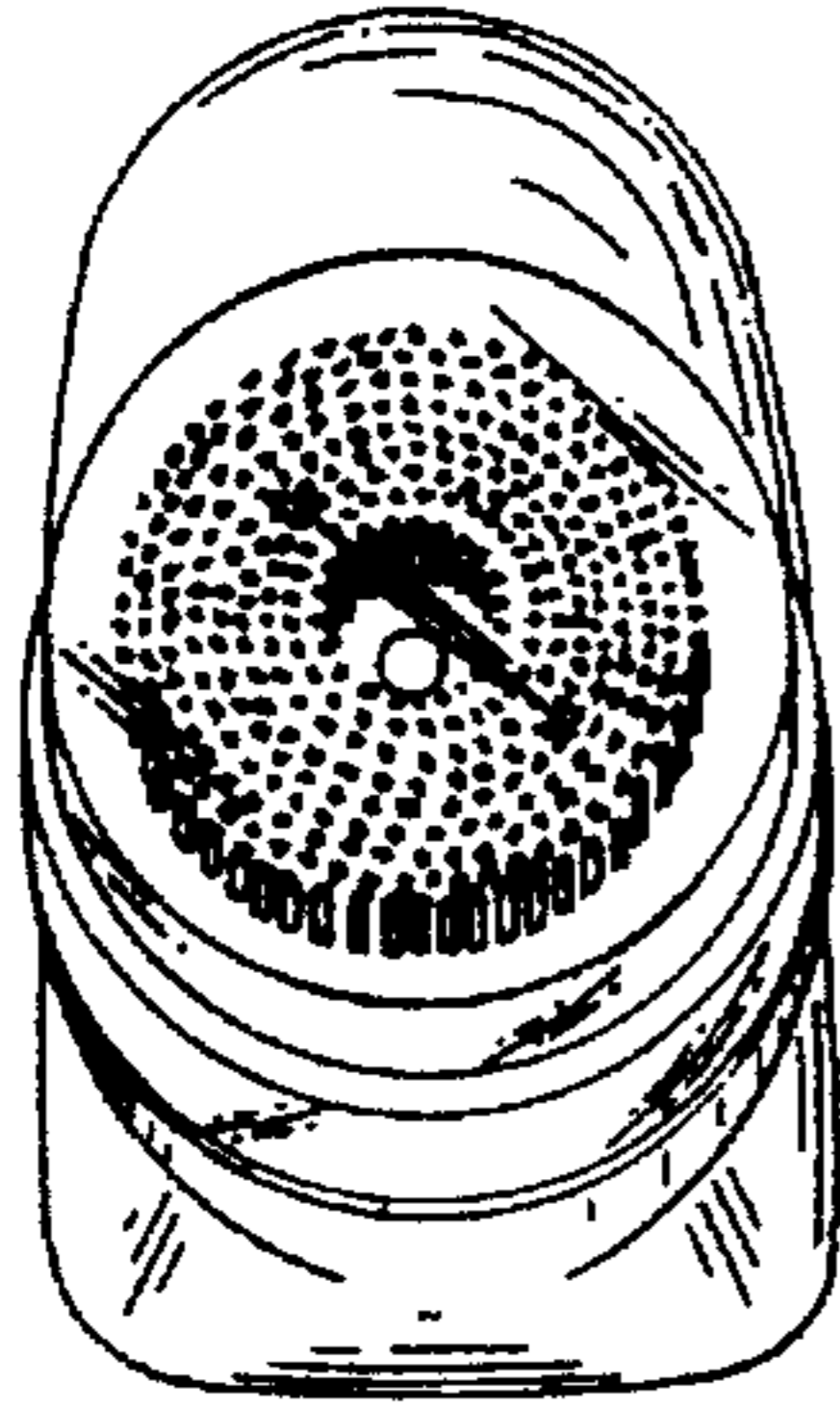


FIG. 7

