



US00D376043S

United States Patent [19]

[11] **Patent Number: Des. 376,043**

Rix

[45] **Date of Patent: **Dec. 3, 1996**

[54] **STETHOSCOPE COVER**

Assistant Examiner—I. Simmons
Attorney, Agent, or Firm—William E. Hein

[76] Inventor: **Amy D. Rix**, 3401-24th St. #203,
Greeley, Colo. 80631

[57] **CLAIM**

[**] Term: **14 Years**

The ornamental design for a stethoscope cover, as shown and described.

[21] Appl. No.: **45,002**

DESCRIPTION

[22] Filed: **Oct. 5, 1995**

[52] U.S. Cl. **D3/203; D24/134**

[58] Field of Search D24/134, 221;
D3/203, 204; 181/131, 137; 128/715

FIG. 1 is a perspective view of a stethoscope cover, showing my new design;
FIG. 2 is a front elevation view;
FIG. 3 is a rear elevation view;
FIG. 4 is a bottom plan view;
FIG. 5 is a top plan view; and,
FIG. 6 is a left side elevation view, the right side elevation view being a mirror image thereof.

[56] **References Cited**

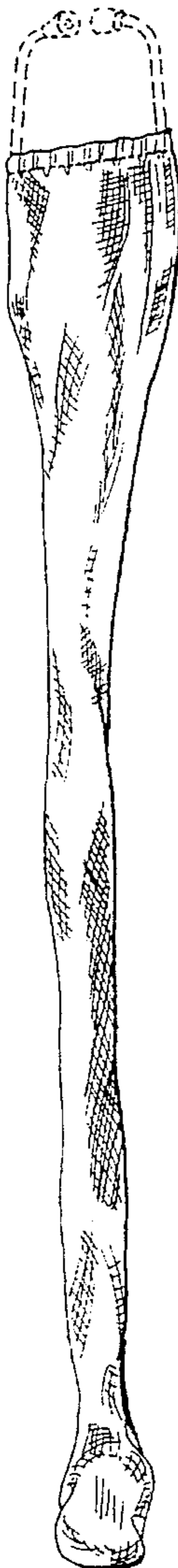
U.S. PATENT DOCUMENTS

D. 303,146	8/1989	Stamm	D24/134
D. 344,798	3/1994	Baskin	D24/134
5,269,314	12/1993	Kendall et al.	181/131 X
5,451,725	9/1995	Goddman	181/131
5,466,898	11/1995	Gilbert et al.	181/131

The broken line showing of the stethoscope in FIGS. 1 through 6 is for illustrative purposes only and forms no part of the claimed design.

Primary Examiner—Louis S. Zarfaz

1 Claim, 2 Drawing Sheets



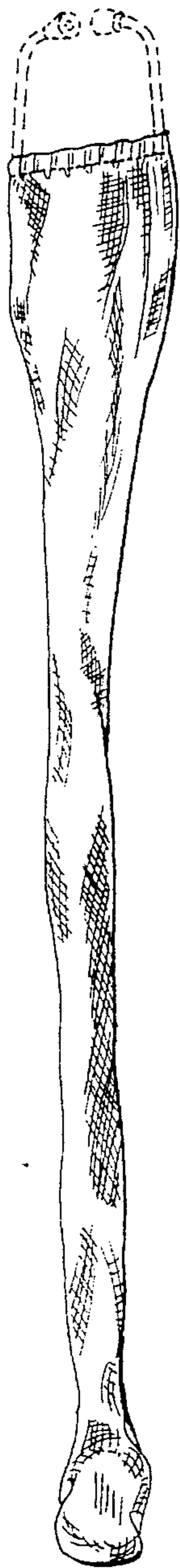


FIG. 1

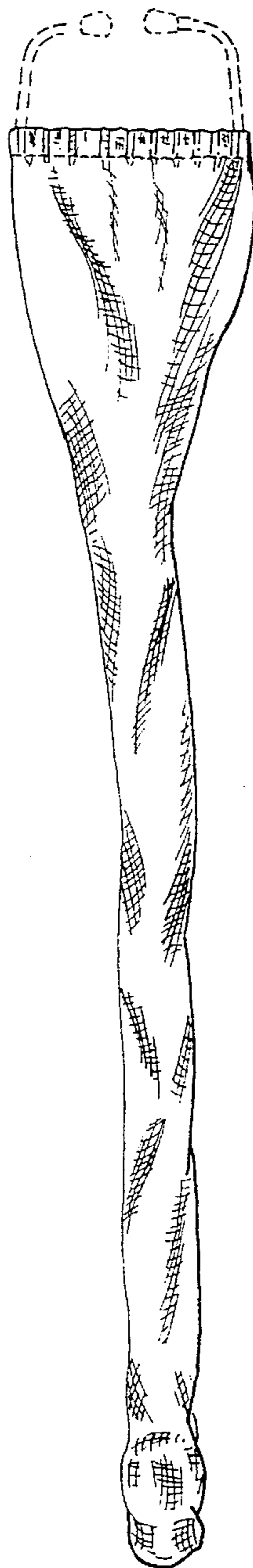


FIG. 2

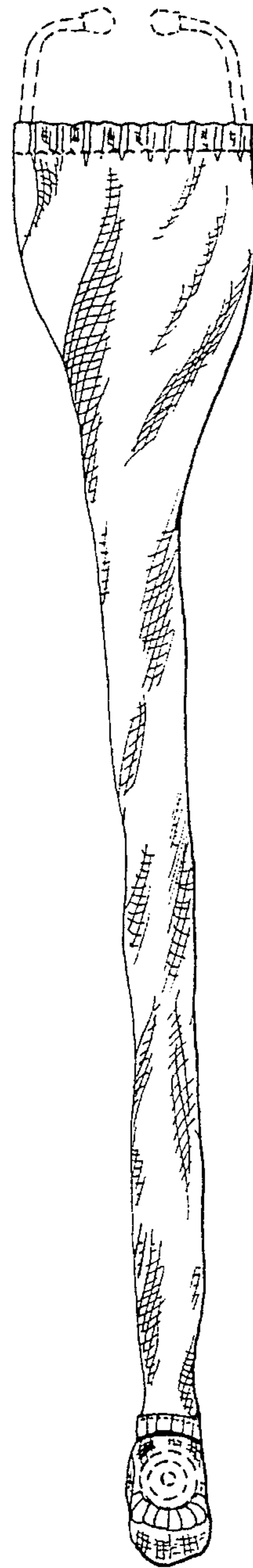


FIG. 3



FIG. 4



FIG. 5

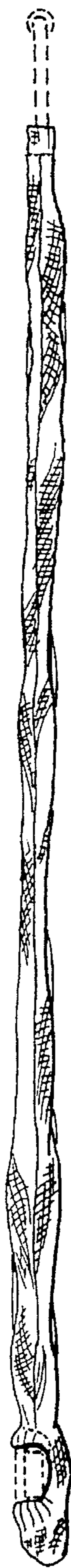


FIG. 6