



US00D376042S

United States Patent [19] Cooper

[11] Patent Number: **Des. 376,042**

[45] Date of Patent: ****Dec. 3, 1996**

[54] **LACING SYSTEM OF A SHOE UPPER**

4,942,678 7/1990 Gumbert 24/713.4 X

5,181,331 1/1993 Berger .

5,371,957 12/1994 Gaudio 36/50.1

[75] Inventor: **Aaron Cooper**, Portland, Oreg.

[73] Assignee: **Nike, Inc.**, Beaverton, Oreg.

[**] Term: **14 Years**

[21] Appl. No.: **46,338**

[22] Filed: **Nov. 13, 1995**

[52] **U.S. Cl.** **D2/978**

[58] **Field of Search** D2/902, 912, 935,
D2/944, 970, 978, 975; 24/712, 712.1,
713.4, 714.6, 714.7; 36/50.1

OTHER PUBLICATIONS

Nike Footwear Catalog, Holiday 1995, p. 75, published Mar. 1995.

Nike Footwear Catalog, Spring 1995, pp. 11 & 32, published Jun. 1994.

Nike Footwear Catalog, Fall 1994, p. 56, Nov. 1993.

Primary Examiner—Dominic Simone

Attorney, Agent, or Firm—Banner & Allegretti, Ltd.

[57] CLAIM

The ornamental design for a lacing system of a shoe upper, as shown and decrived.

[56] References Cited

U.S. PATENT DOCUMENTS

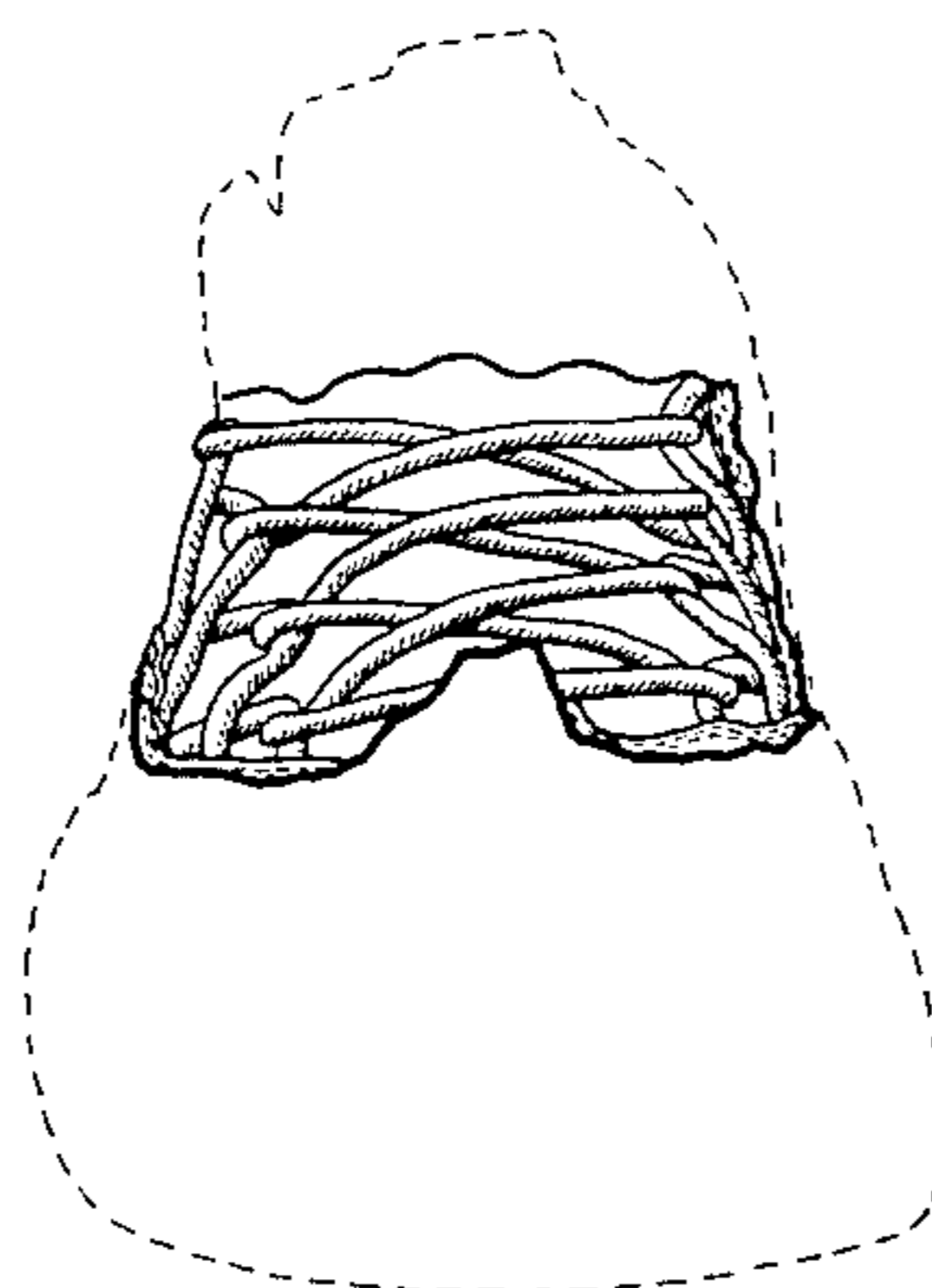

D. 92,737	7/1934	Miller	D2/935
D. 102,238	12/1936	Samuels	D2/935
D. 163,019	4/1951	Braun .	
D. 163,360	5/1951	Braun .	
D. 346,899	5/1994	Hatfield et al. .	
D. 347,109	5/1994	Avar .	
D. 348,976	7/1994	Van Noy .	
D. 351,275	10/1994	Hatfield et al. .	
D. 351,941	11/1994	Avar .	
D. 354,163	1/1995	Hatfield .	
712,003	10/1902	Payne	24/714.7
1,949,318	2/1934	Markowsky .	
2,017,679	10/1935	Allis	24/713.4
2,369,254	2/1945	Roman .	
2,406,528	8/1946	Blair	24/714.7 X
4,553,342	11/1985	Derderian et al. .	

DESCRIPTION

FIG. 1 is a side elevational view of one side of a shoe upper having a lacing system showing my new design;
FIG. 2 is a side elevational view of the other side of the shoe upper having the lacing system shown in FIG. 1;
FIG. 3 is a front elevational view of the shoe upper having the lacing system shown in FIG. 1; and,
FIG. 4 is a top plan view of the shoe upper having the lacing system shown in FIG. 1.

The broken line showing of a shoe sole and the remainder of the shoe upper is for illustrative purposes and forms no part of the claimed design.

1 Claim, 2 Drawing Sheets






FIG. 1

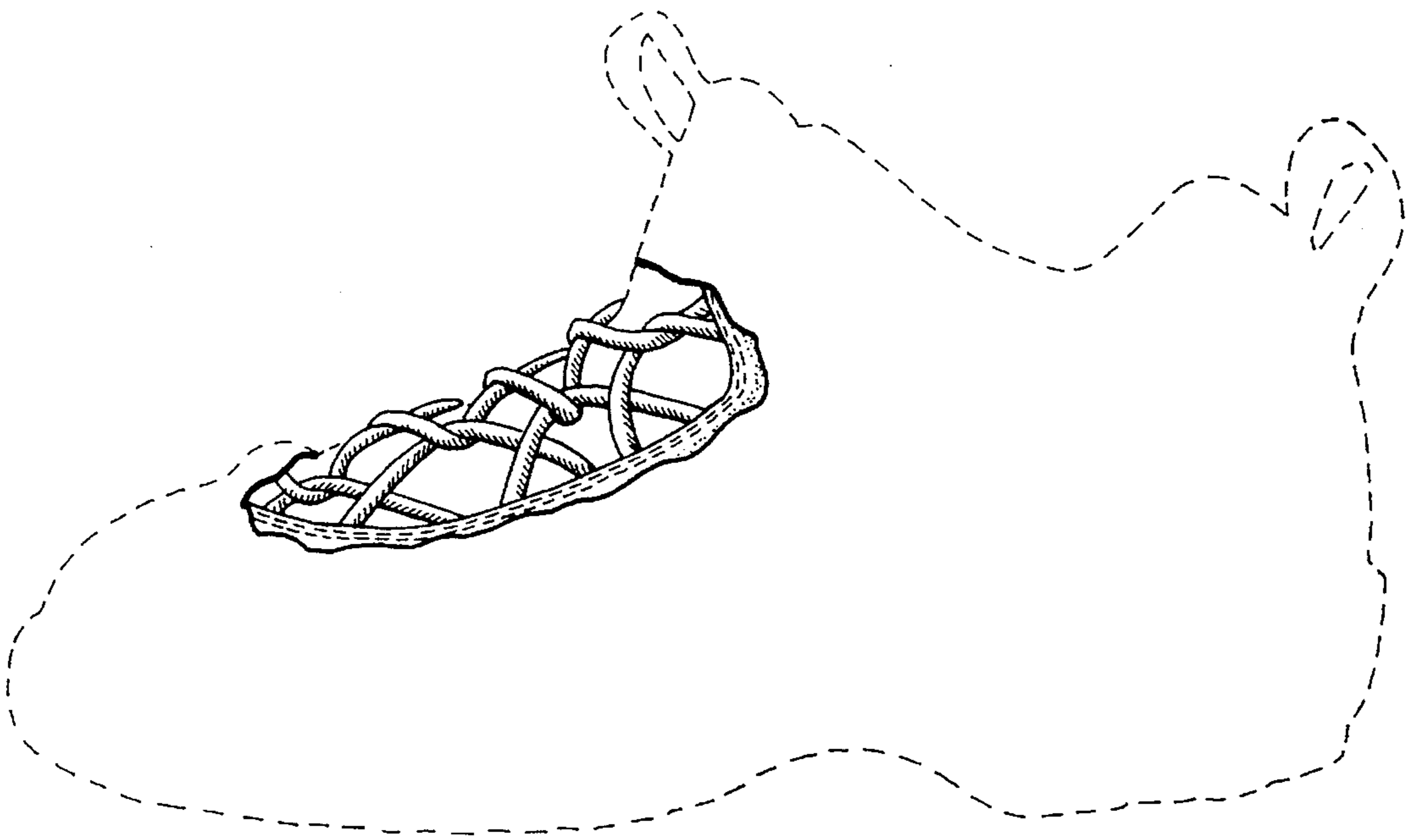


FIG. 2

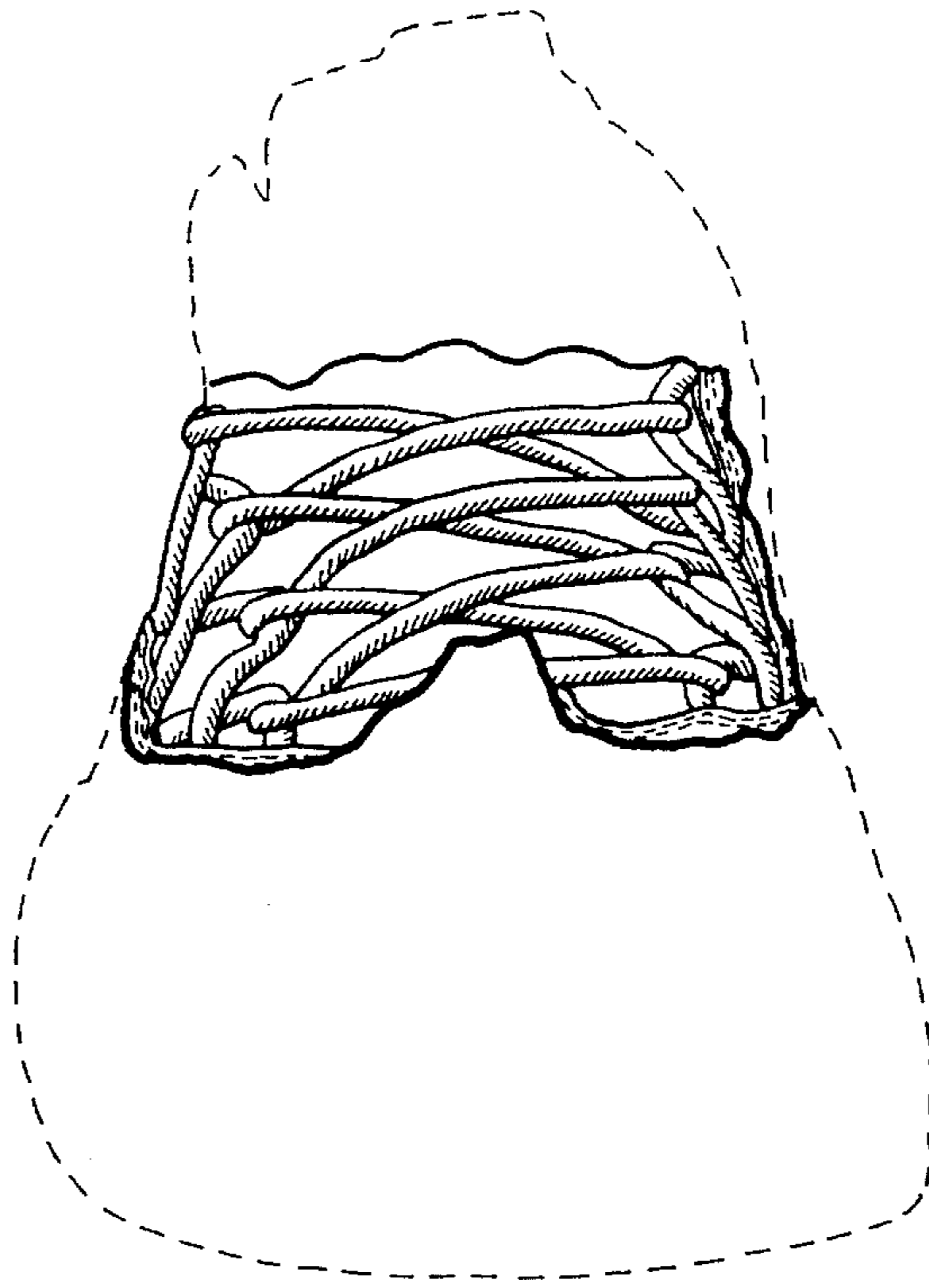


FIG. 3

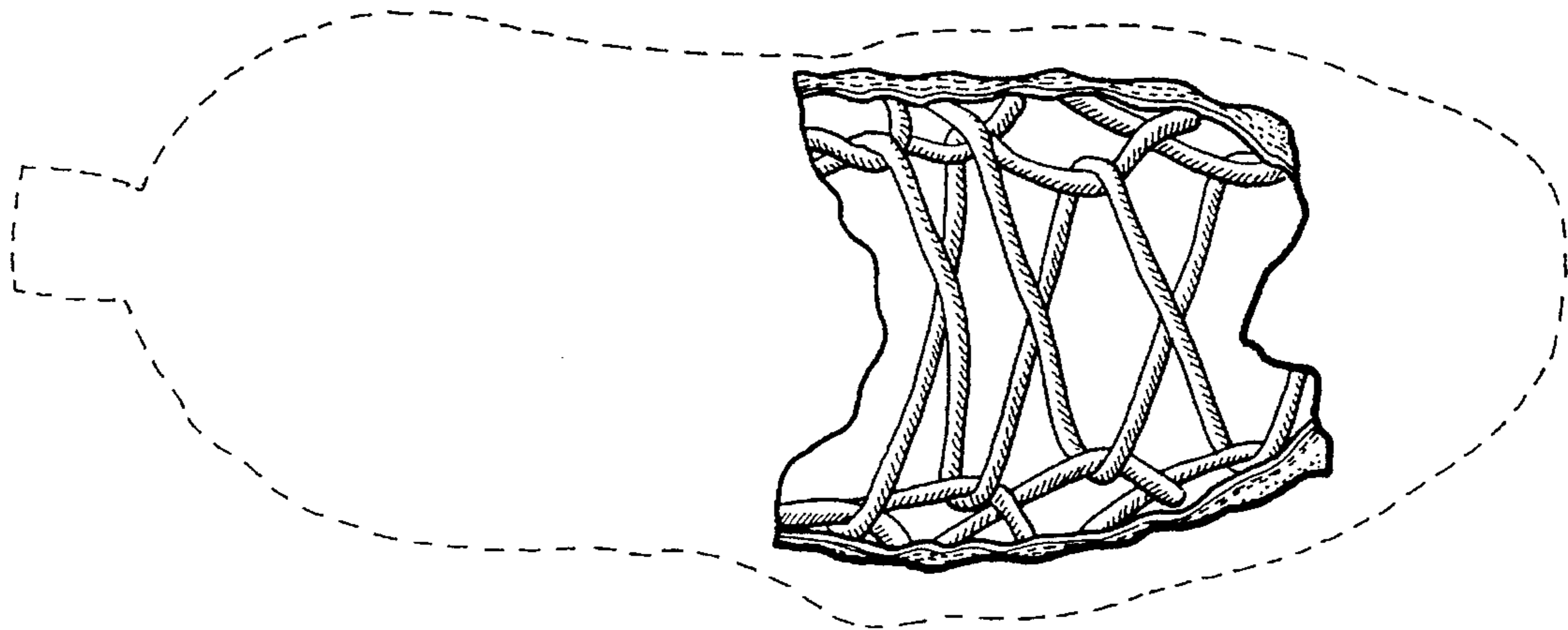


FIG. 4