



US00D376009S

United States Patent [19]
Chan

[11] **Patent Number: Des. 376,009**

[45] **Date of Patent: **Nov. 26, 1996**

[54] **COMBINED CEILING FAN MOTOR HOUSING, SUPPOT ROD, PULL CORDS AND LIGHT FIXTURES UNIT**

[76] Inventor: **Bobby Chan**, No. 203 Wu Chiuann Nan Road, Taichung City, Taiwan

[**] Term: **14 Years**

[21] Appl. No.: **46,098**

[22] Filed: **Nov. 7, 1995**

[52] U.S. Cl. **D23/411; D23/377; D23/379; D23/385; D26/80**

[58] **Field of Search** **D23/377, 379, D23/385, 411, 413; D26/80-86, 88, 59, 72, 51; 416/5; 362/96; 392/364**

[56] **References Cited**

U.S. PATENT DOCUMENTS

D. 253,308 10/1979 Glassman D26/81

OTHER PUBLICATIONS

Winnower Fan Co. Inc. Cat., p. 10, ceiling fan (C), top of page.

Hunter Fan Co. Adv Flyer, back of page, ceiling fan (A), top of page.

Craftmade Internat'l Inc. Cat. p. 27 light fixture B, uppere middle side of page.

Primary Examiner—Lisa P. Lichtenstein

Attorney, Agent, or Firm—Morton J. Rosenberg; David I. Klein

[57] **CLAIM**

The ornamental design for a combined ceiling fan motor housing, support rod, pull cords and light fixtures unit, as shown and described.

DESCRIPTION

FIG. 1 is a front elevational view of a combined ceiling fan motor housing, support rod, pull cords and light fixtures unit showing my new design;

FIG. 2 is a left side elevational view thereof;

FIG. 3 is a right side elevational view thereof;

FIG. 4 is a top plan view thereof;

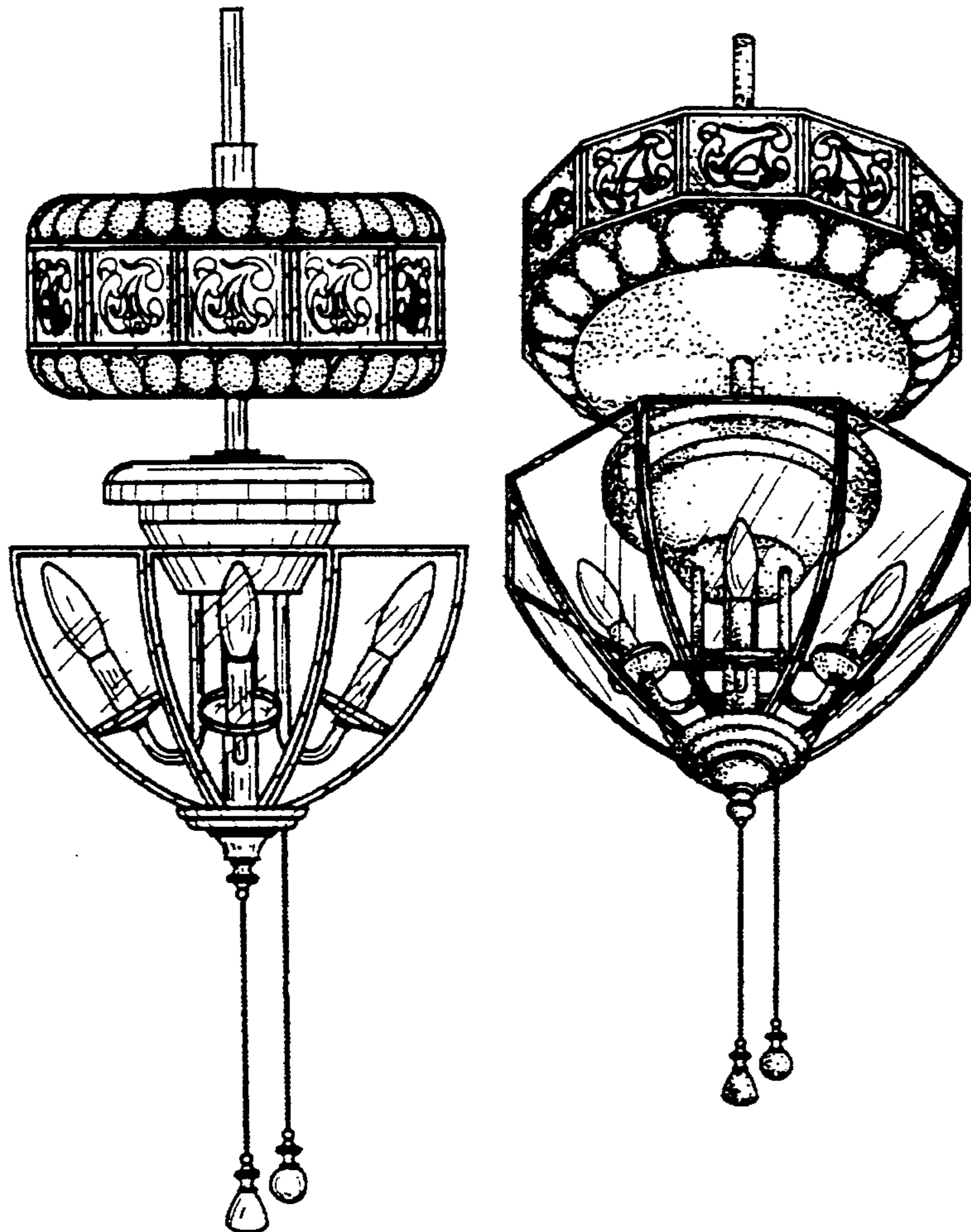
FIG. 5 is a bottom plan view thereof;

FIG. 6 is a rear elevational view thereof; and,

FIG. 7 is a perspective view thereof.

The support rod has been shown broken away in FIGS. 1, 2, 3, and 6 and 7 to indicate indeterminate length.

1 Claim, 7 Drawing Sheets



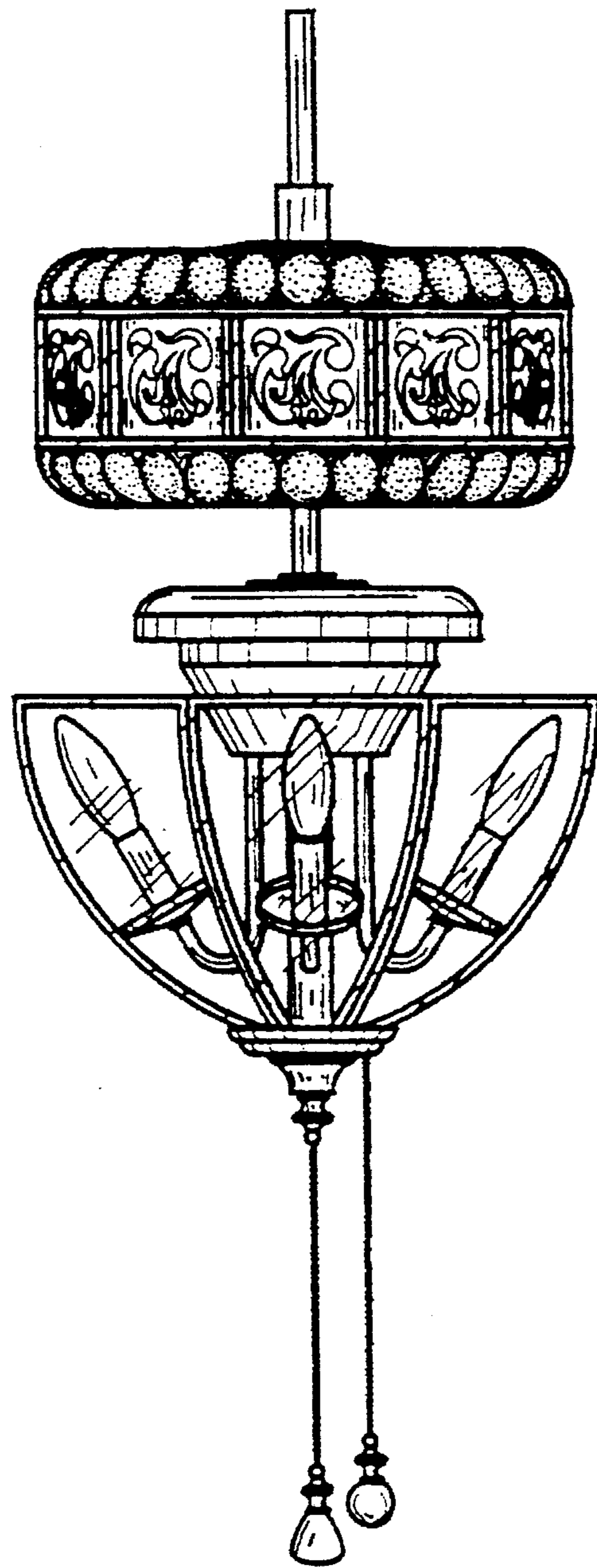


FIG 1

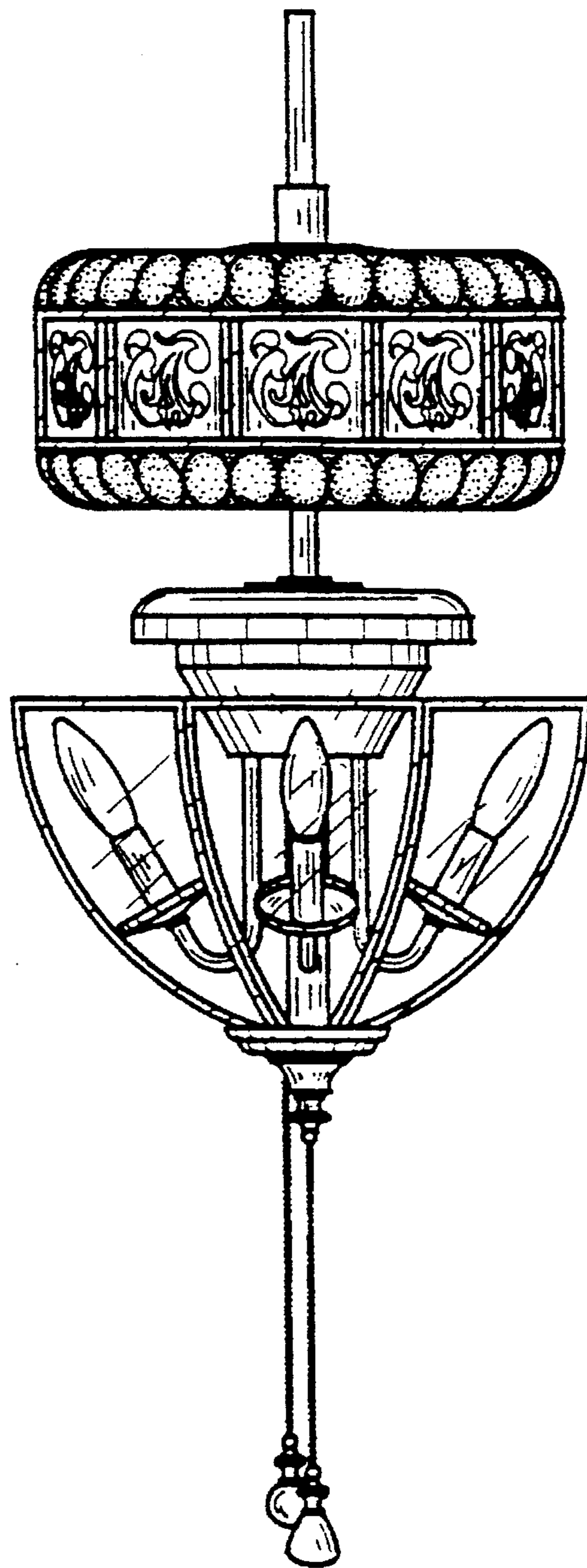


FIG 2




FIG 3




FIG 4




FIG 5

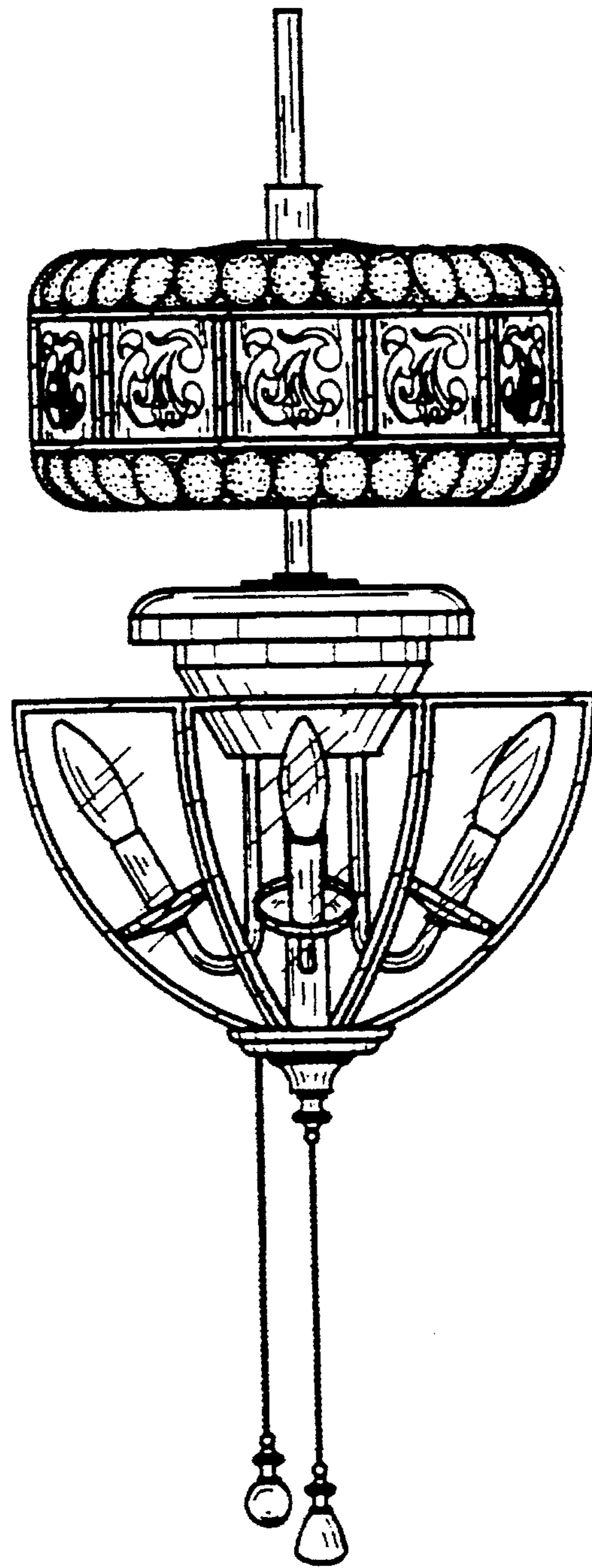


FIG 6

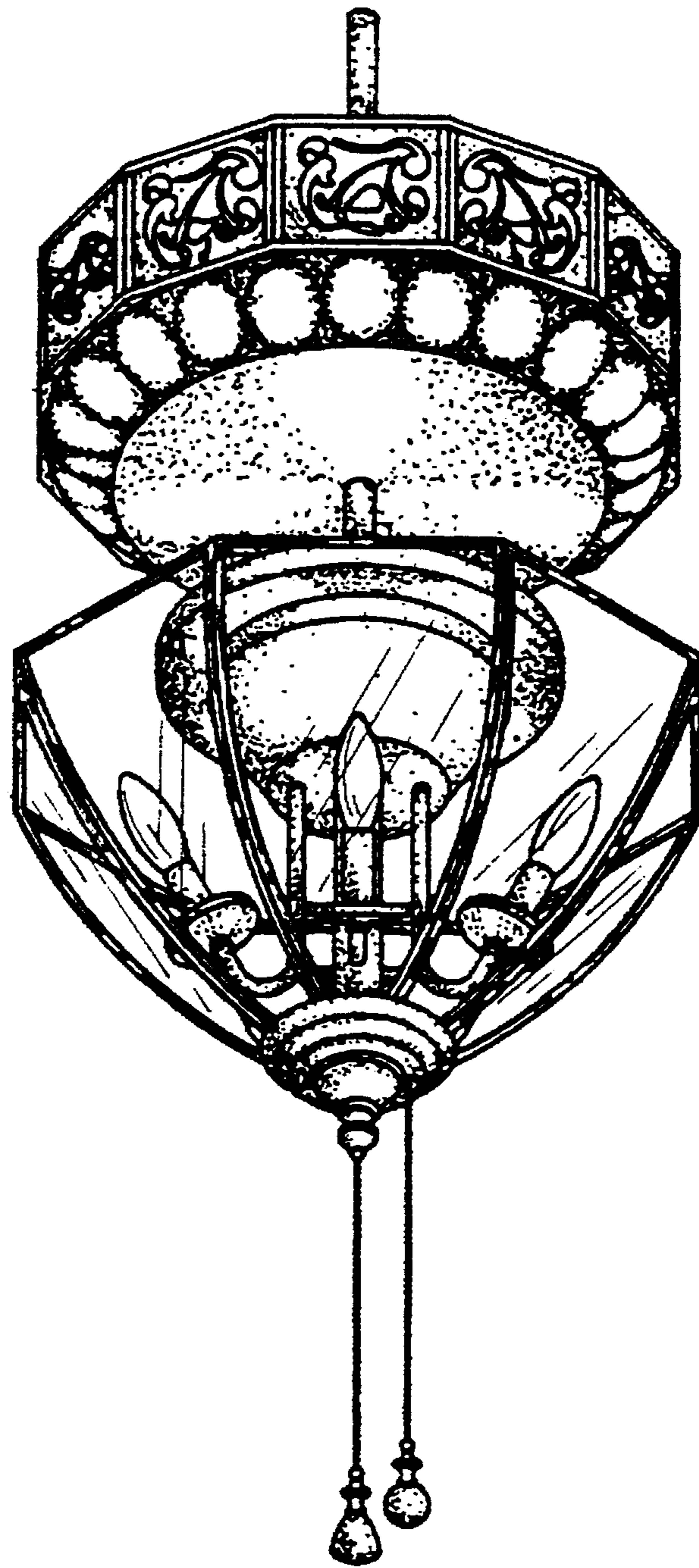


FIG 7