



US00D376008S

# United States Patent [19]

Chan

[11] Patent Number: Des. 376,008

[45] Date of Patent: \*\*Nov. 26, 1996

[54] **COMBINED CEILING FAN MOTOR HOUSING, CANOPY, SUPPORT ROD, PULL CORDS AND LIGHT FIXTURES UNIT**

[76] Inventor: **Bobby Chan**, No. 203 Wu Chiuan Nan Road, Taichung City, Taiwan

[\*\*] Term: **14 Years**

[21] Appl. No.: **46,078**

[22] Filed: **Nov. 7, 1995**

[52] U.S. Cl. .... **D23/411; D23/377; D23/379; D26/80**

[58] Field of Search ..... **D23/377, 379, D23/385, 411, 413; D26/80-86, 88, 59, 72, 51; 416/5; 362/96; 392/364**

[56] **References Cited**

**U.S. PATENT DOCUMENTS**

5,440,459 8/1995 Chan ..... 416/5

**OTHER PUBLICATIONS**

Hunter Fan Co. Cat. ©1987, p. 30, Light Kits A and B top right and lower left side of page respectively, Ceiling Fan Cat.

Primary Examiner—Lisa P. Lichtenstein  
Attorney, Agent, or Firm—Morton J. Rosenberg; David I. Klein

[57] **CLAIM**

The ornamental design for a combined ceiling fan motor housing, canopy, support rod, pull cords and light fixtures unit, as shown.

**DESCRIPTION**

FIG. 1 is a front elevational view of a combined ceiling fan, motor housing, support rod, pull cords and light fixtures unit showing my new design;

FIG. 2 is a left side elevational view thereof;

FIG. 3 is a right side elevational view thereof;


FIG. 4 is a top plan view thereof;

FIG. 5 is a bottom plan view thereof;

FIG. 6 is a rear elevational view thereof; and,

FIG. 7 is a perspective view thereof.

**1 Claim, 7 Drawing Sheets**



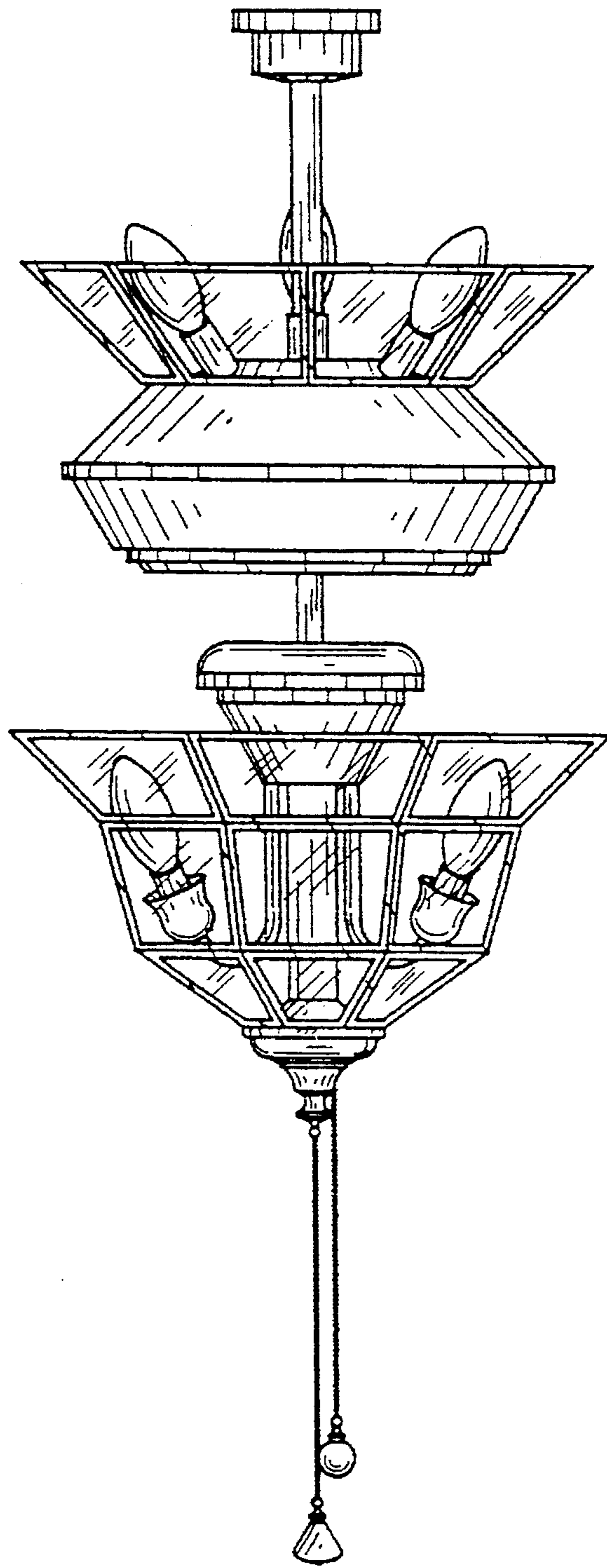


FIG 1




FIG 2

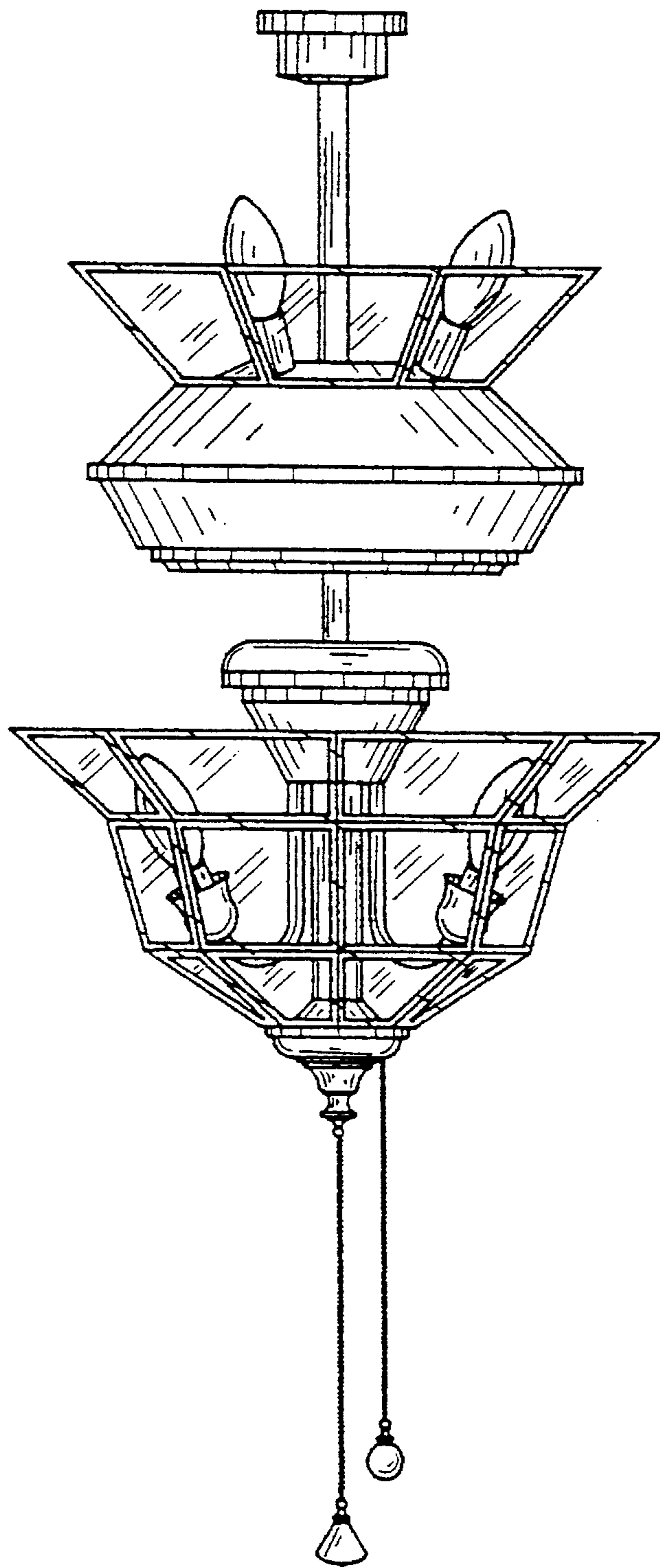


FIG 3




FIG 4




FIG. 5

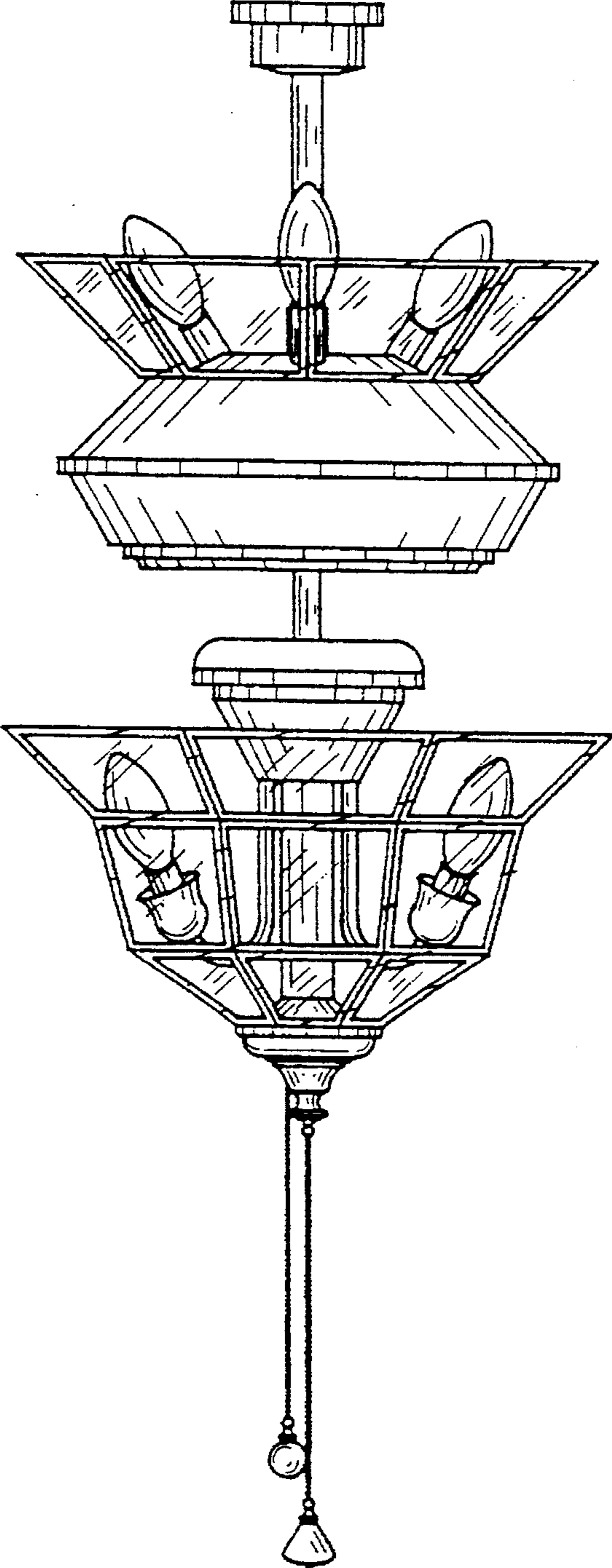


FIG 6

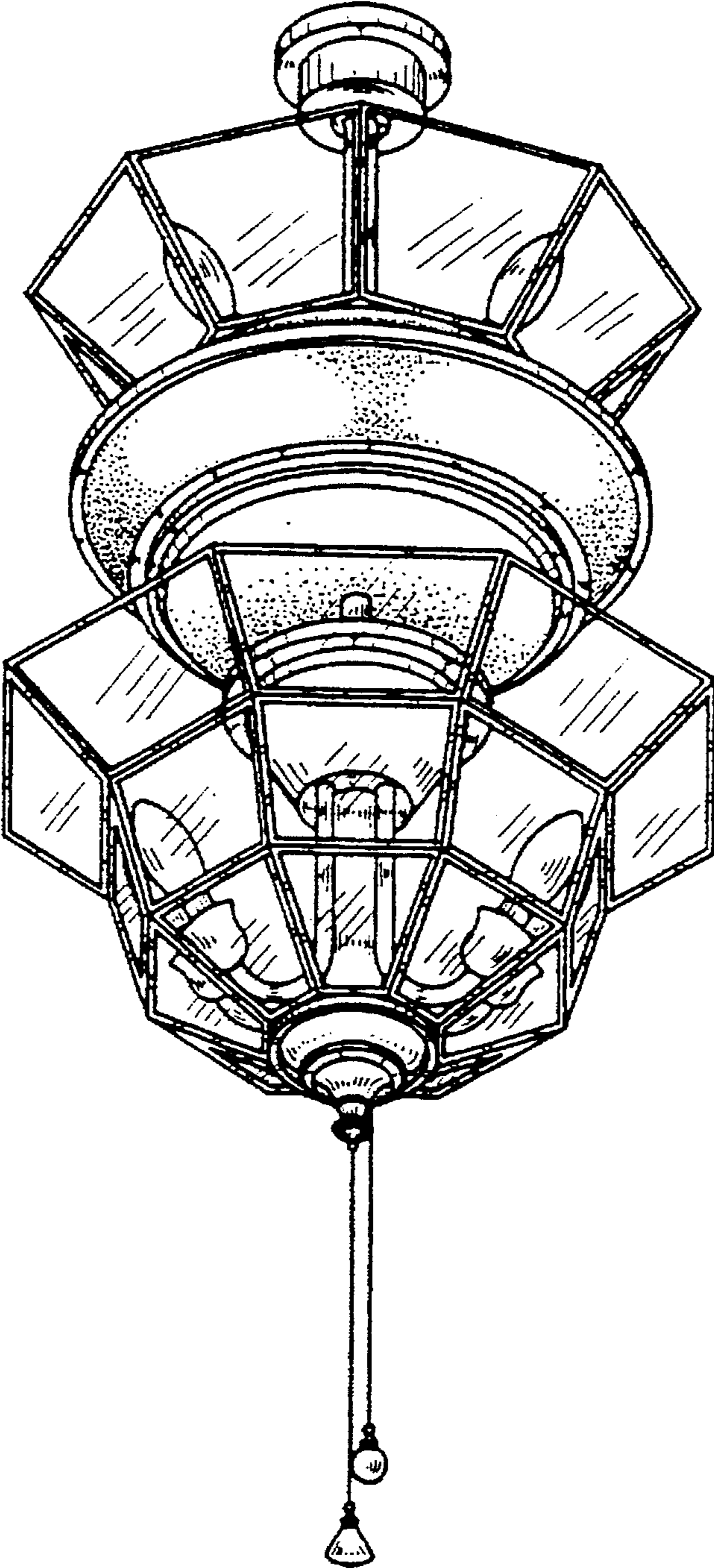


FIG 7