



US00D376006S

United States Patent [19] Smolarski

[11] Patent Number: **Des. 376,006**

[45] Date of Patent: ****Nov. 26, 1996**

[54] **FLOOR REGISTER**

[75] Inventor: **Morris Smolarski**, Clayton, Australia

[73] Assignee: **Ripponlea Australia Pty. Ltd.**,
Victoria, Australia

[**] Term: **14 Years**

[21] Appl. No.: **35,799**

[22] Filed: **Mar. 7, 1995**

[30] **Foreign Application Priority Data**

Sep. 7, 1994 [AU] Australia 121755

[52] U.S. Cl. **D23/388**

[58] Field of Search D23/388, 387;
52/302, 303, 663; 454/289, 292; 49/50

[56] **References Cited**

U.S. PATENT DOCUMENTS

37,345 2/1905 Hart D23/388
D. 298,853 12/1988 Waltz et al. D23/387

D. 309,348 7/1990 Sarazen, Jr. et al. D23/387
1,597,972 8/1926 Heartick 454/289 X
1,622,031 3/1927 Elters 454/289
1,657,908 1/1928 Wulftange 49/50 X

OTHER PUBLICATIONS

Standard Stamping & Perforating Cat., Nov. 1948, p. 9,
Fancy Panels, date Nov. 1948.

Primary Examiner—Susan J. Lucas
Assistant Examiner—Cynthia E. Ramirez
Attorney, Agent, or Firm—Larson and Taylor


[57] **CLAIM**

The ornamental design of a floor register, as shown and described.

DESCRIPTION

FIG. 1 is a perspective view of the floor register;
FIG. 2 is a plan view of the floor register; and,
FIG. 3 is a side view of the floor register; the other side being
a mirror image.

1 Claim, 2 Drawing Sheets



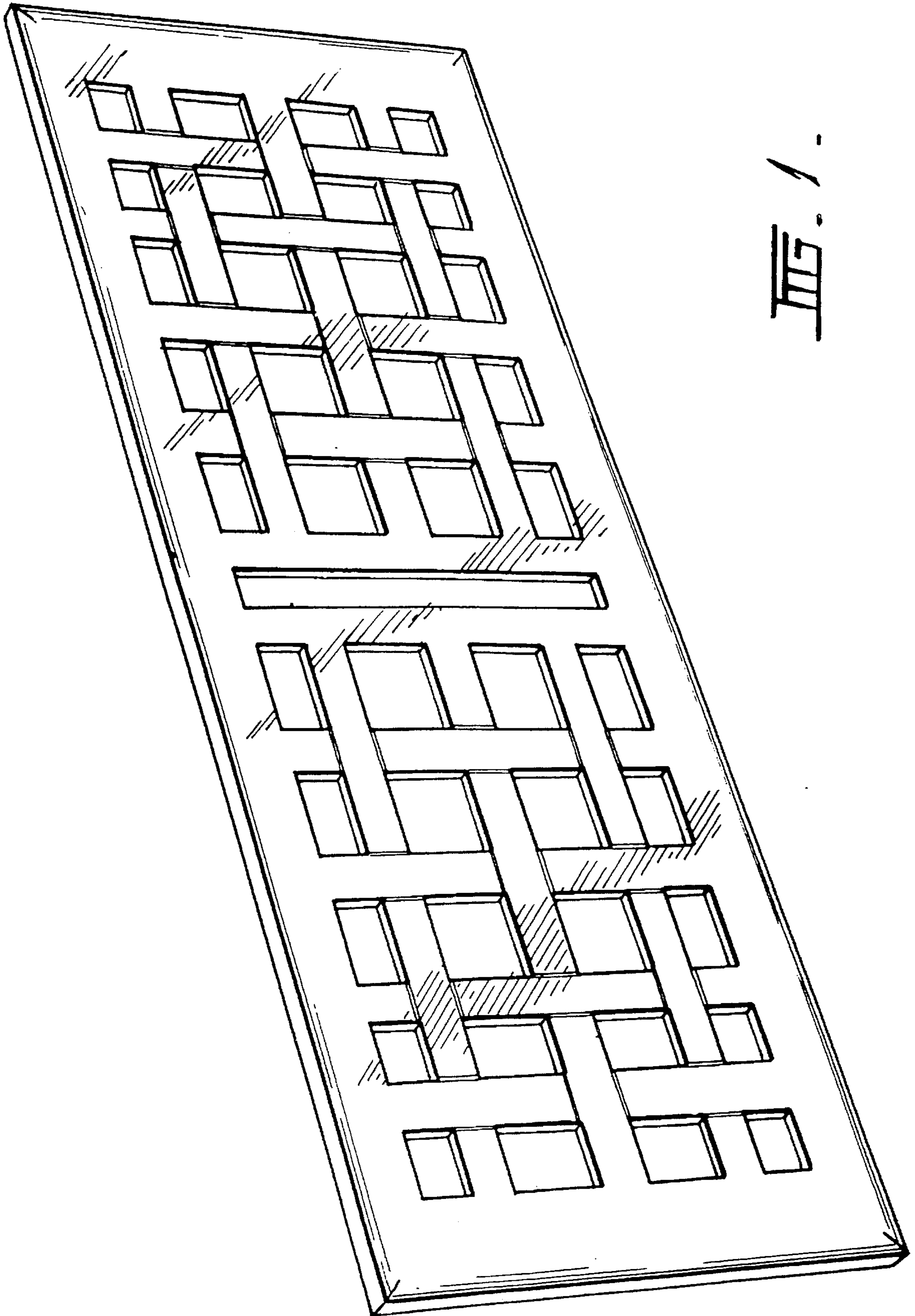
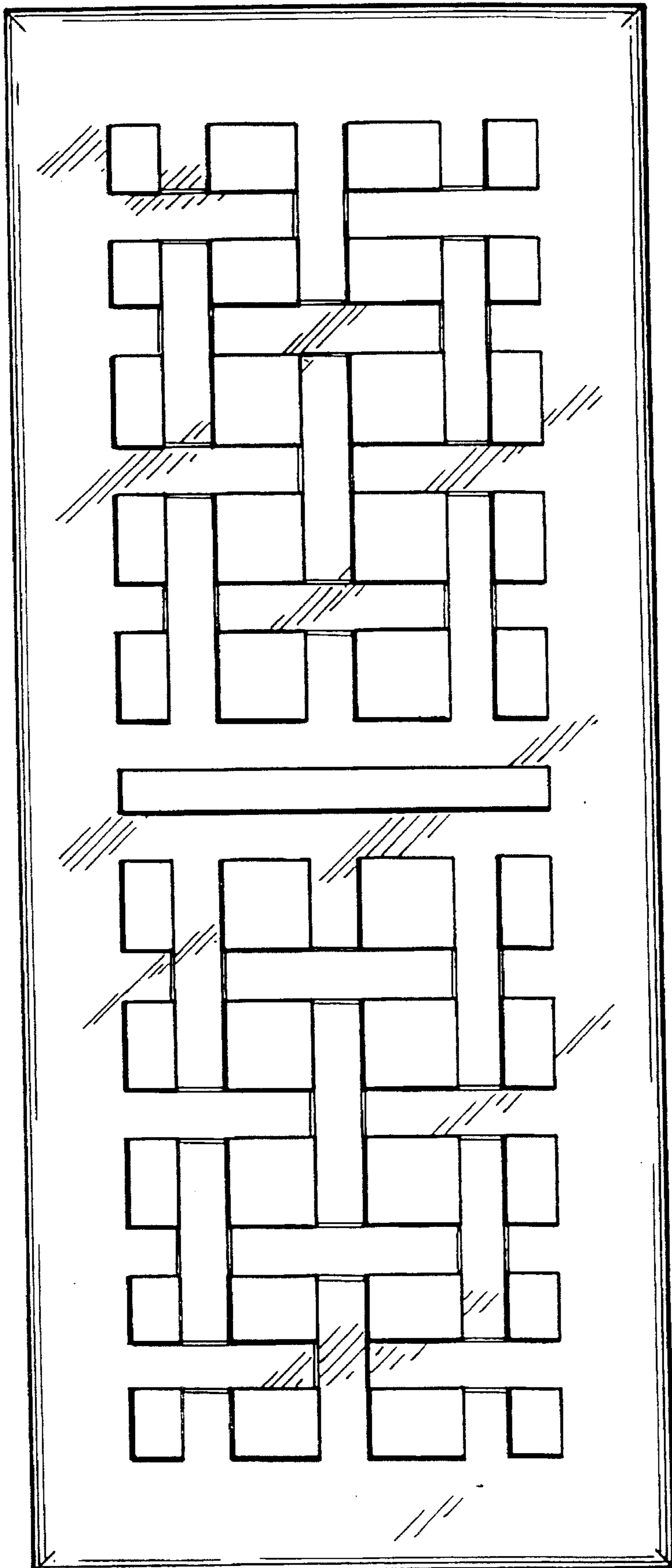


FIG. 1.



III. 2.



III. 3.