



US00D375995S

United States Patent [19]

Thompson

[11] Patent Number: **Des. 375,995**

[45] Date of Patent: ****Nov. 26, 1996**

[54] **KNIFE**

[76] Inventor: **Lynn C. Thompson**, 2747 Seahorse, Ventura, Calif. 93001

[**] Term: **14 Years**

[21] Appl. No.: **49,838**

[22] Filed: **Feb. 1, 1996**

[52] U.S. Cl. **D22/118**

[58] Field of Search D22/118; D7/649; 30/295, 340, 342, 343, 344, 345

[56] **References Cited**

U.S. PATENT DOCUMENTS

D. 304,798	11/1989	Thompson	D22/118	X
D. 305,350	1/1990	Thompson	D22/118	
D. 324,899	3/1992	Thompson	D22/118	
D. 367,912	3/1996	Thompson	D22/118	

OTHER PUBLICATIONS

Cutlery Shoppe, Spring 1993, p. 13 Outdoor Kitchen Knife.
Knives Illustrated Summer 1994, p. 98.
Voyager Lockpack Knives.

Cutlery Shoppe, Spring 1993, p. 40, Knife "E."

Primary Examiner—Doris V. Coles
Attorney, Agent, or Firm—Marvin E. Jacobs

[57] **CLAIM**

The ornamental design for a knife, as shown and described.

DESCRIPTION

FIG. 1 is a front view in elevation of the ornamental design of a knife;

FIG. 2 is a view in elevation of the right side of the knife shown in FIG. 1;

FIG. 3 is a rear view in elevation of the knife shown in FIG. 1;

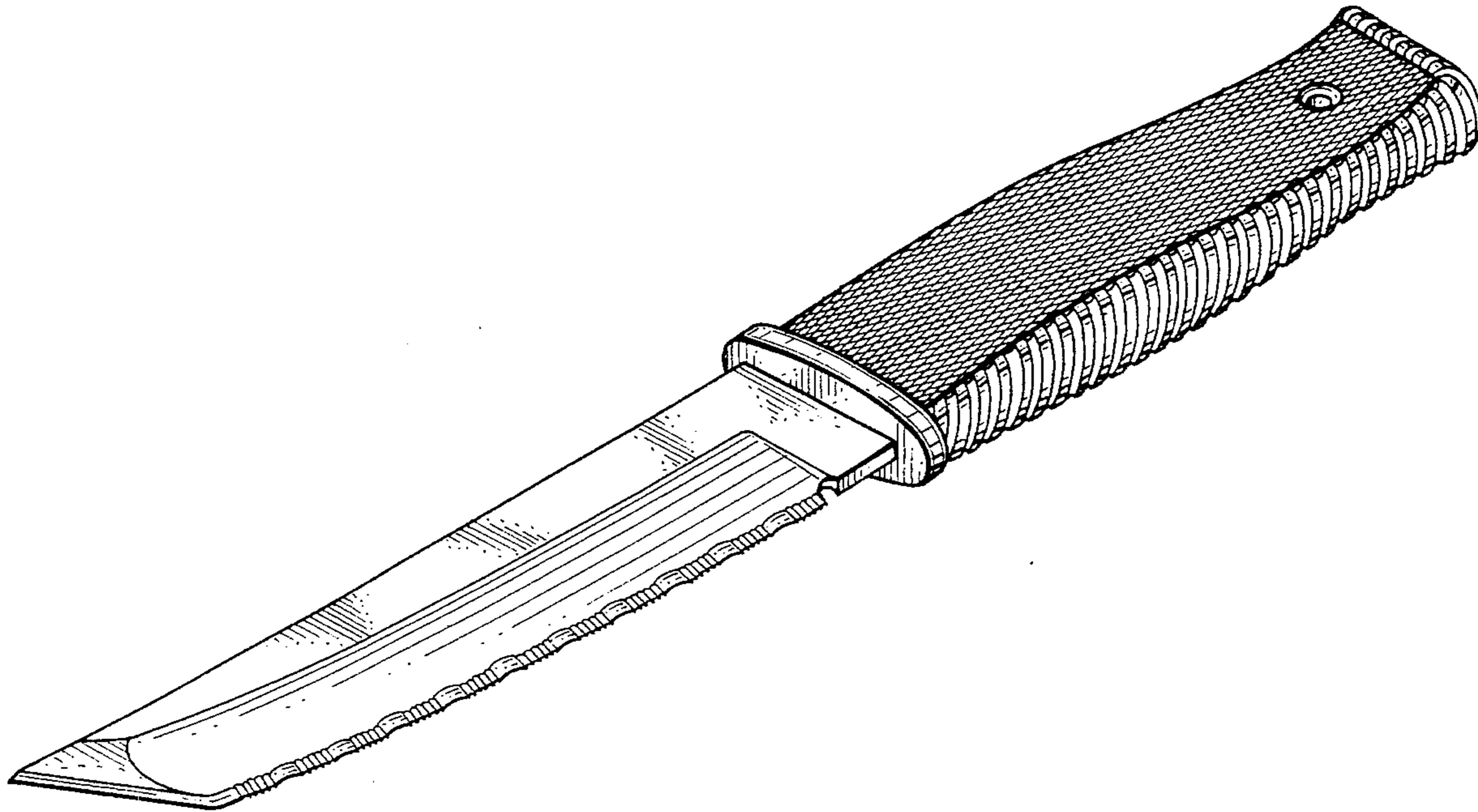
FIG. 4 is a view in elevation of the left side of the knife shown in FIG. 1;

FIG. 5 is a top plan view of the knife shown in FIG. 1;

FIG. 6 is a bottom plan view of the knife shown in FIG. 1; and,

FIG. 7 is a isometric view of the knife shown in FIG. 1.

1 Claim, 2 Drawing Sheets






Fig. 1.

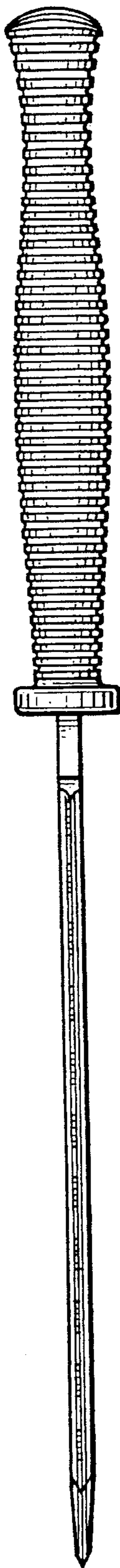


Fig. 2.




Fig. 3.

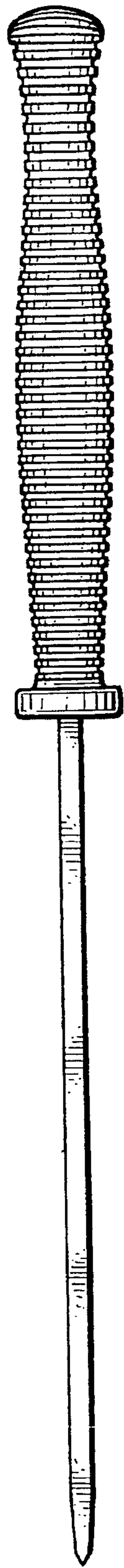


Fig. 4.




Fig. 5.

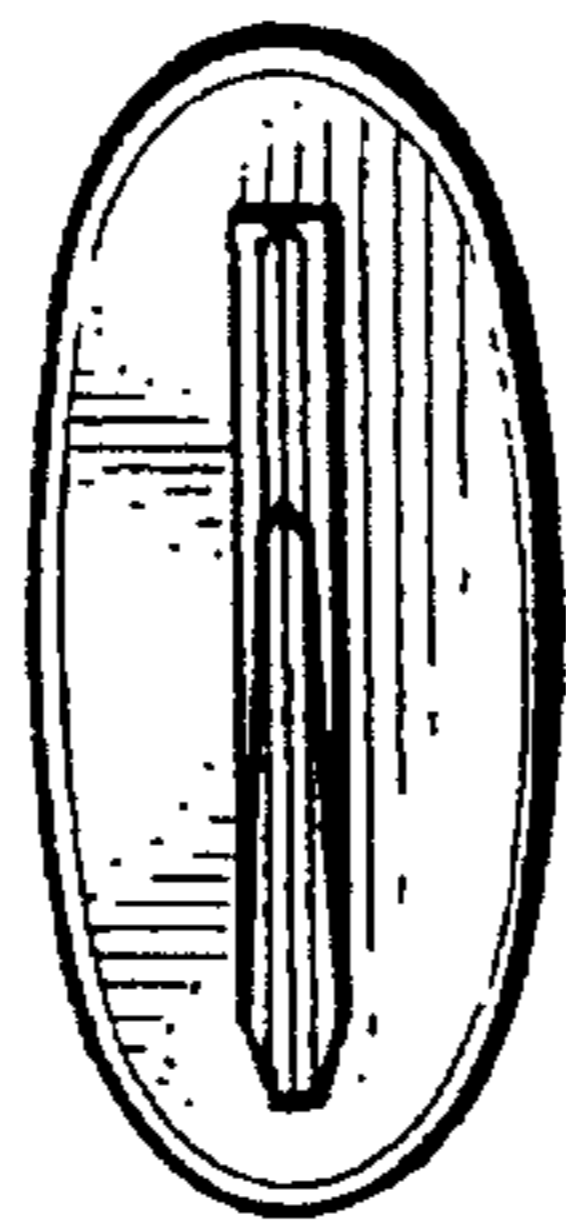


Fig. 6.

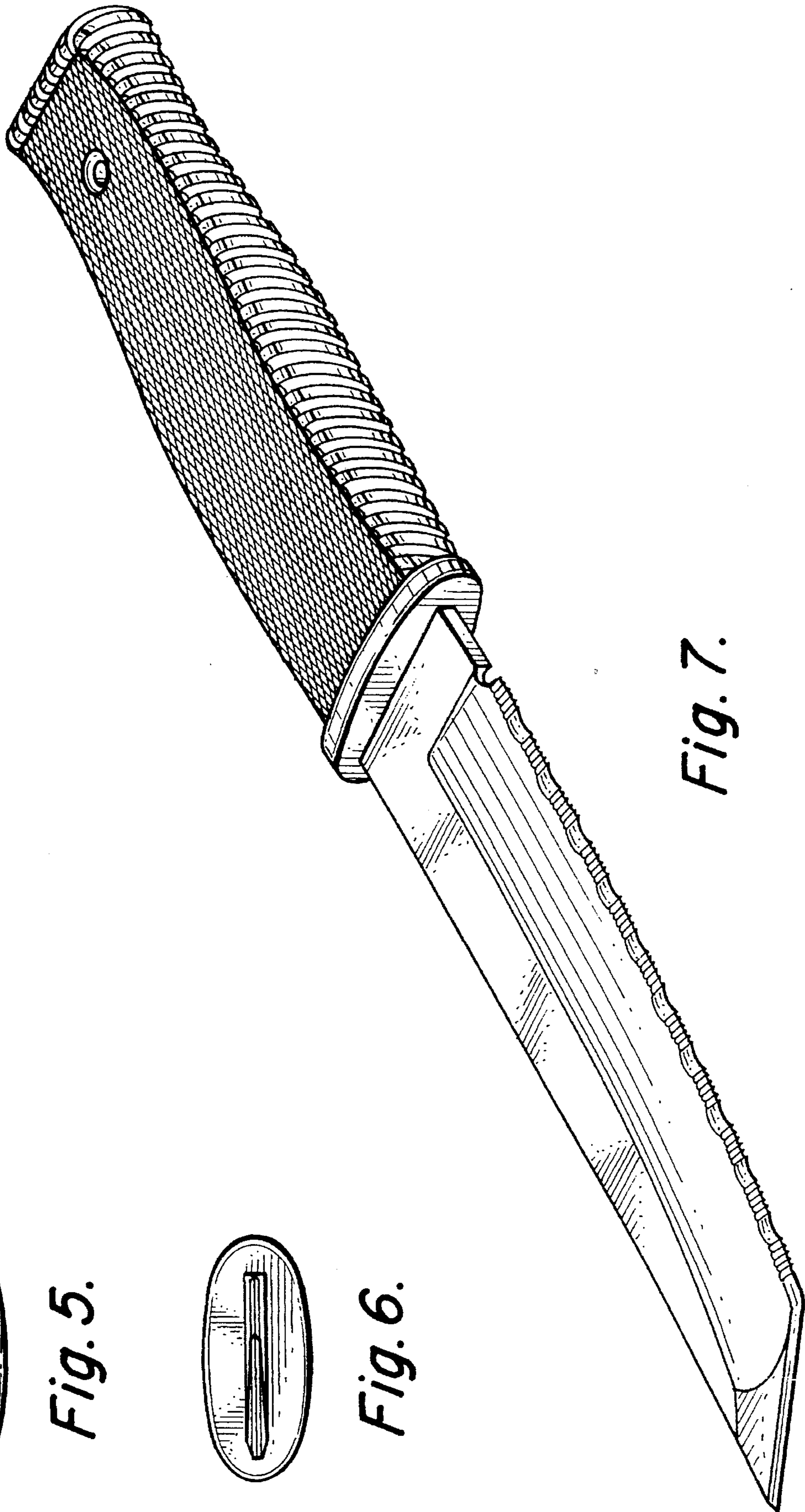


Fig. 7.