



US00D375990S

United States Patent [19]
Peterson

[11] **Patent Number: Des. 375,990**
[45] **Date of Patent: **Nov. 26, 1996**

[54] **TOWABLE RAFT**

[75] Inventor: **Leroy L. Peterson**, Omaha, Nebr.
[73] Assignee: **Sportsstuff, Inc.**, Omaha, Nebr.
[**] Term: **14 Years**

[21] Appl. No.: **43,299**
[22] Filed: **Aug. 31, 1995**
[52] U.S. Cl. **D21/237**
[58] Field of Search **D21/236, 237;**
D12/316; 114/253; 441/66, 67, 88, 40,
131, 81, 35, 129

[56] **References Cited**

U.S. PATENT DOCUMENTS

D. 305,449 1/1990 Rundquist, Jr. D21/237
D. 349,743 8/1994 Hare D12/316
4,619,620 10/1986 Felter 114/253
5,383,804 1/1995 Mitch et al. 441/66

FOREIGN PATENT DOCUMENTS

27803 3/1907 Germany 441/131

Primary Examiner—Kay H. Chin
Attorney, Agent, or Firm—Henderson & Sturm

[57] **CLAIM**

The ornamental design for a towable raft, as shown and described.

DESCRIPTION

FIG. 1 is a front perspective view of a towable raft showing my new design;
FIG. 2 is a right side elevational view thereof;
FIG. 3 is a rear elevational view thereof;
FIG. 4 is a left side elevational view thereof;
FIG. 5 is a front elevational view thereof;
FIG. 6 is a top plan view thereof; and,
FIG. 7 is a bottom plan view thereof.

1 Claim, 2 Drawing Sheets






Fig. 1




Fig. 2




Fig. 3




Fig. 5




Fig. 4

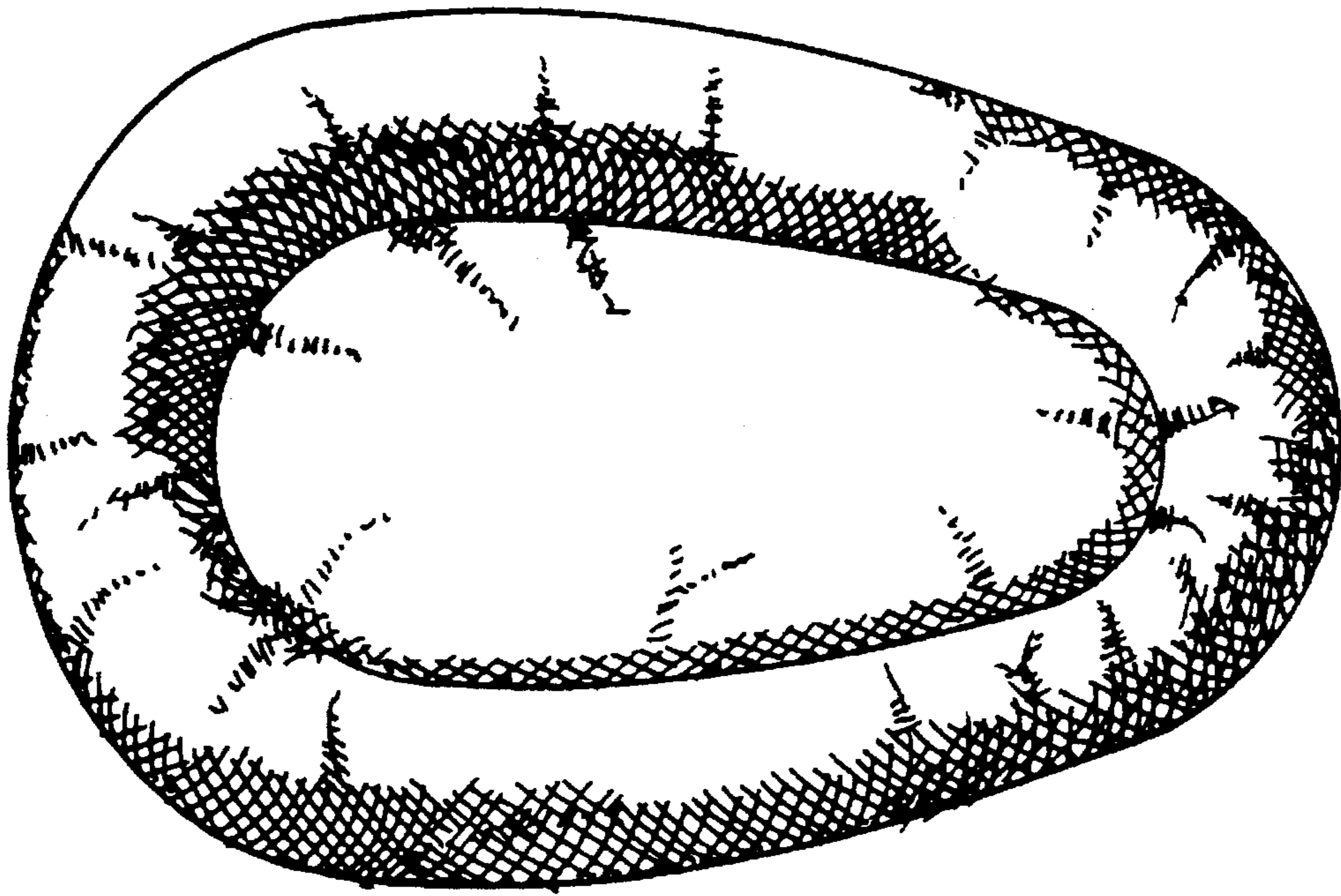


Fig. 6

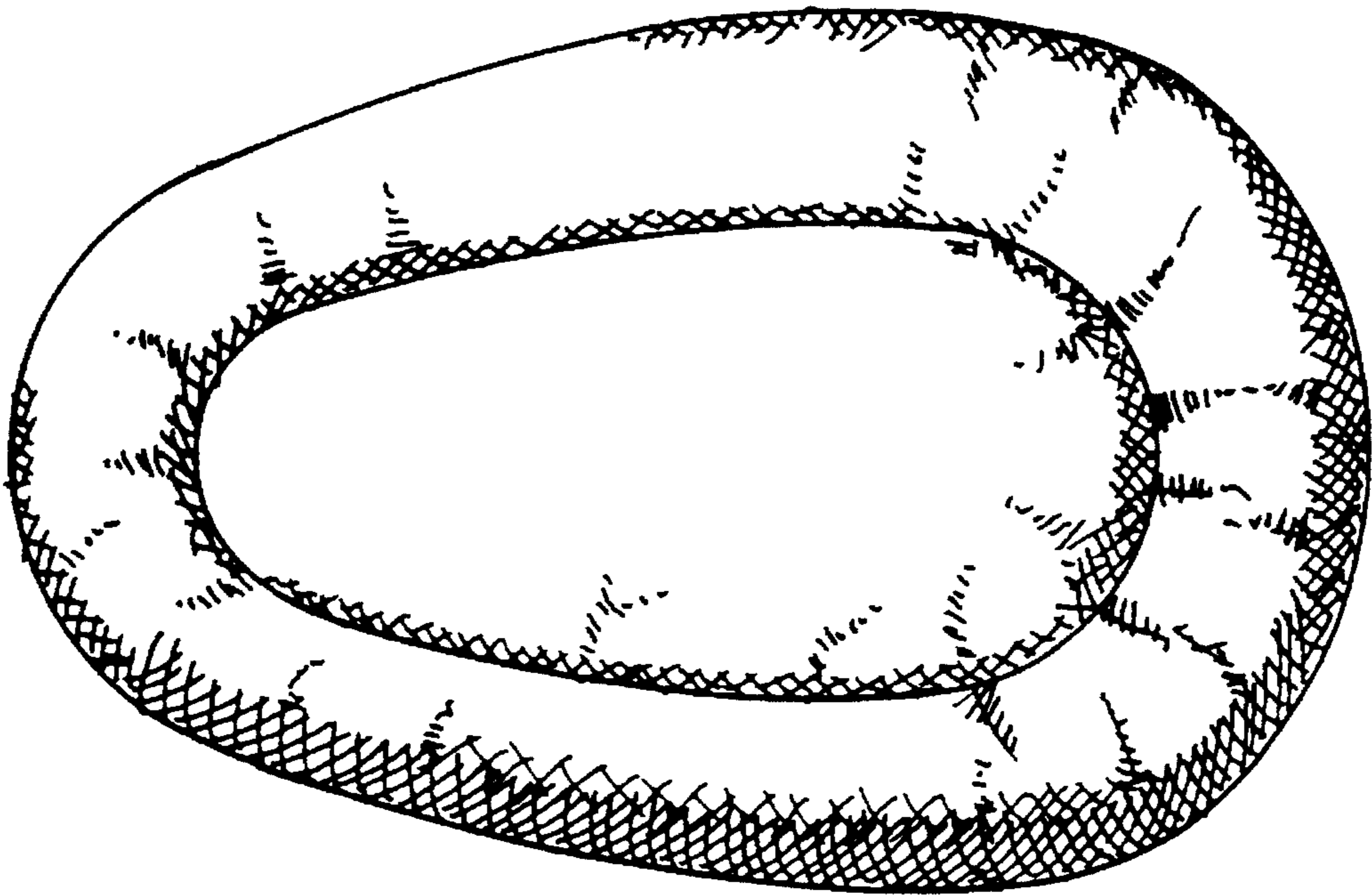


Fig. 7