



US00D375979S

United States Patent [19]

Adams

[11] Patent Number: **Des. 375,979**

[45] Date of Patent: ****Nov. 26, 1996**

[54] **MARKER**

[75] Inventor: **William E. Adams**, Portersville, Pa.

[73] Assignee: **Adams Mfg. Corp.**, Portersville, Pa.

[**] Term: **14 Years**

[21] Appl. No.: **47,149**

[22] Filed: **Nov. 28, 1995**

[52] U.S. Cl. **D20/17; D20/26**

[58] Field of Search **D20/10, 17, 26, D20/39, 40, 41; D8/1; D99/17, 18; 40/1, 124, 124.1, 124.2, 124.4, 584, 606, 607, 608, 624, 642, 644, 643, 645**

[56] **References Cited**

U.S. PATENT DOCUMENTS

D. 118,615	1/1940	Chapman	D20/17
D. 168,125	11/1952	Sauer	D20/29
301,083	7/1984	Bornstein	.	
D. 354,084	1/1995	Leighton	D20/17
D. 361,093	8/1995	Pitts	D20/17

1,526,381	2/1925	Slawson	D99/18
1,625,303	4/1927	Fenton	.	
2,578,182	11/1951	Fricano	17/1
2,840,092	6/1958	Hill	135/5
2,939,468	7/1960	Boyce	135/15
5,327,922	7/1994	Deroche	135/118

Primary Examiner—Marcus A. Jackson
Attorney, Agent, or Firm—Buchanan Ingersoll, P.C.; Lynn J. Alstadt

[57] **CLAIM**

An ornamental design for a marker, as shown and described.

DESCRIPTION

FIG. 1 is a perspective view of my design for a marker;
FIG. 2 is a front view thereof;
FIG. 3 is a back view thereof;
FIG. 4 is a side view thereof, with the opposite side being a mirror image;
FIG. 5 is a top plan view thereof; and,
FIG. 6 is a bottom view thereof.

1 Claim, 2 Drawing Sheets

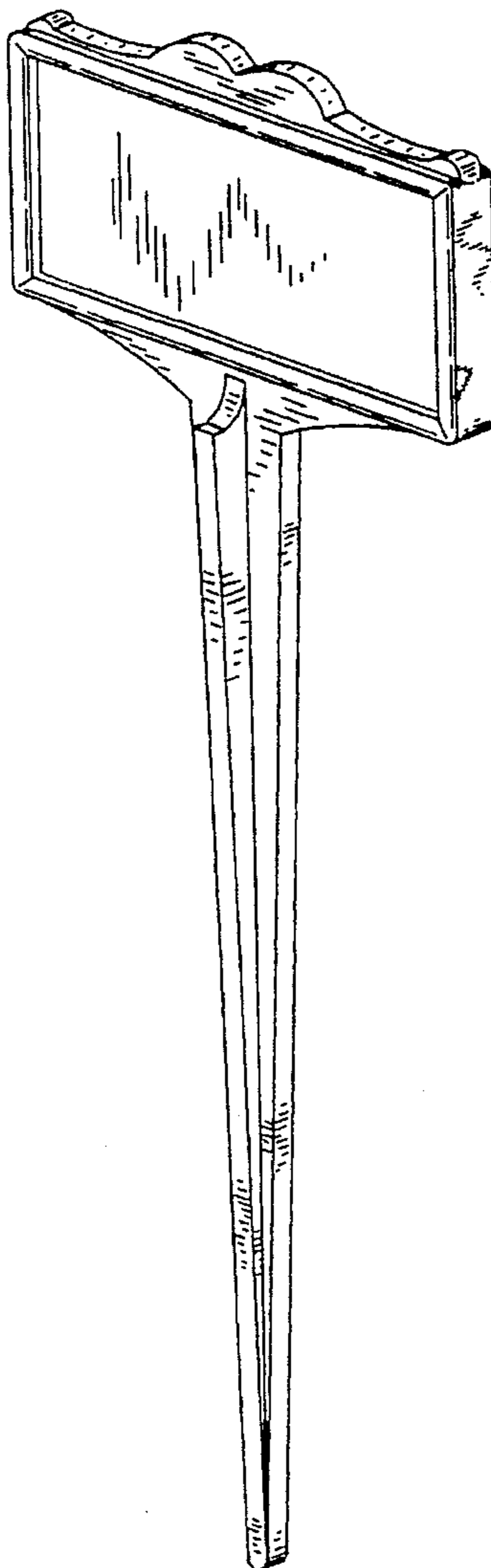


Fig. 4.

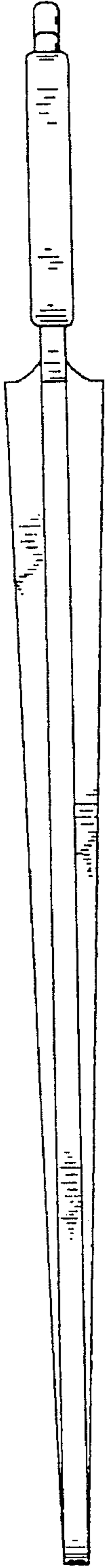


Fig. 1.

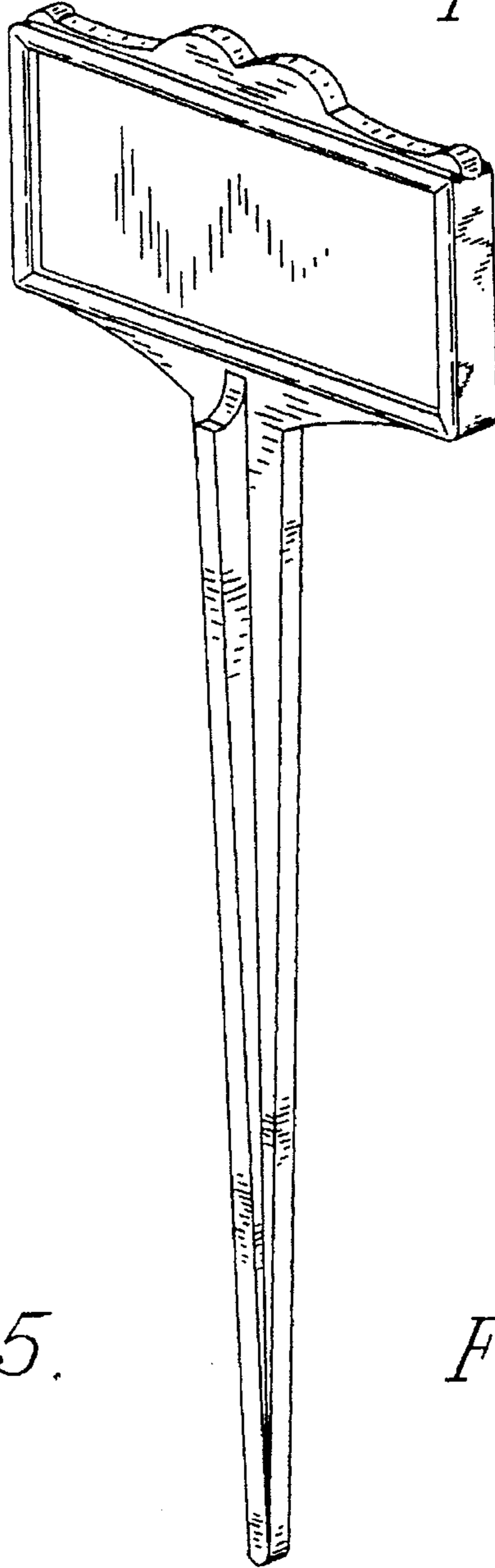


Fig. 5.

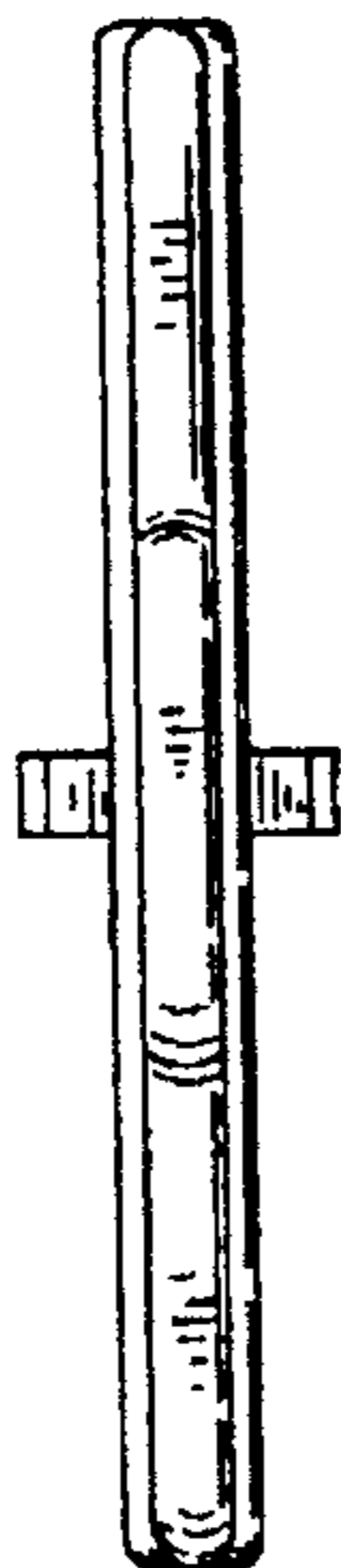


Fig. 6.

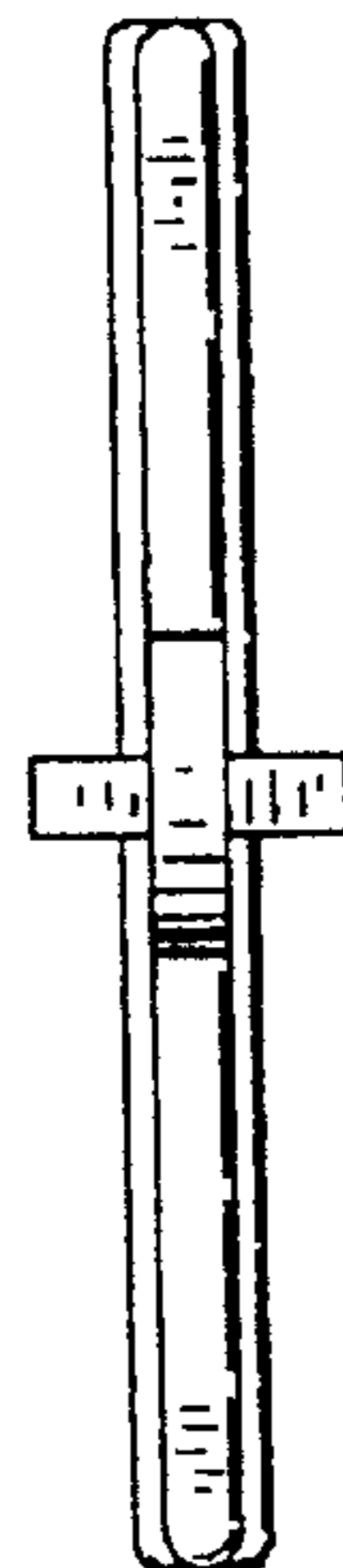


Fig. 2.

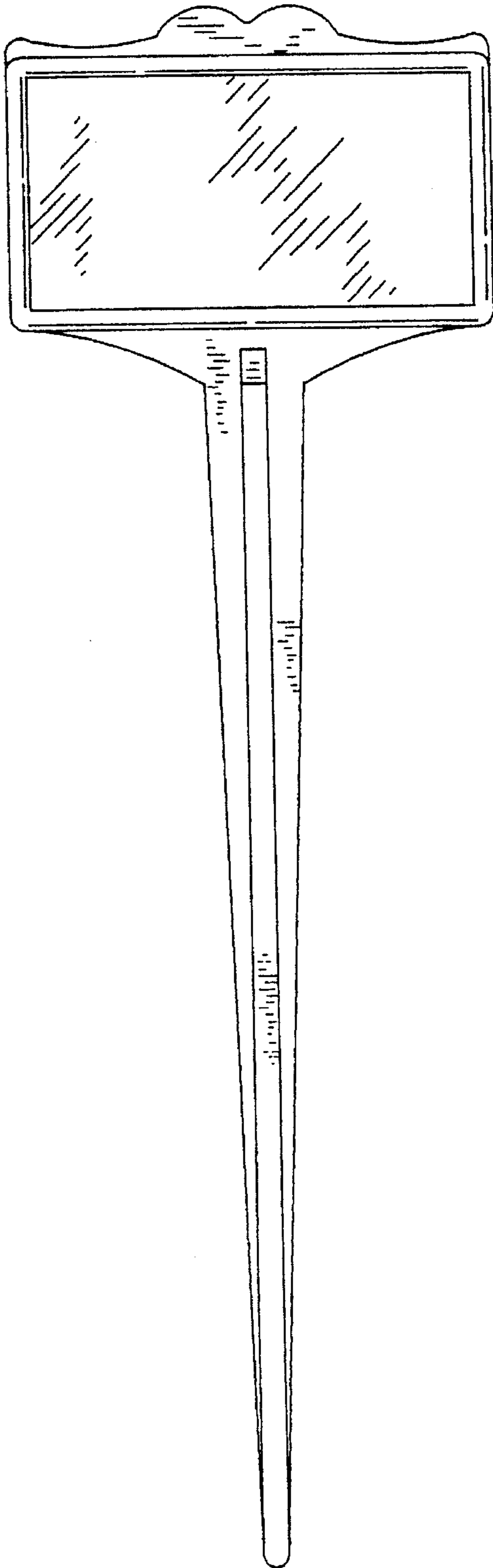


Fig. 3.

