



US00D375976S

United States Patent [19]
Marguerie

[11] **Patent Number: Des. 375,976**
[45] **Date of Patent: **Nov. 26, 1996**

[54] **HOLDER FOR DOCUMENTS**
[75] Inventor: **Patrick Marguerie**, Annecy Le Vieux,
France
[73] Assignee: **Impex SA**, Les Abrets, France
[**] Term: **14 Years**
[21] Appl. No.: **37,368**
[22] Filed: **Apr. 11, 1995**
[30] **Foreign Application Priority Data**
Oct. 12, 1994 [XH] Hague Agreement DM/030 958
[52] **U.S. Cl.** **D19/65; D8/395**
[58] **Field of Search** D8/382-383, 395,
D8/367; D19/65, 86, 88, 90, 91, 99, 100;
24/67 R, 67.1-67.11, 500-508, 511; D32/64

[56] **References Cited**
U.S. PATENT DOCUMENTS
D. 201,111 5/1965 Fleming D19/65
D. 212,567 10/1968 Schade D19/65 X
D. 274,127 6/1984 Einhorn et al. D19/65 X
D. 292,677 11/1987 Jordi D19/65 X

D. 302,568 8/1989 Berger D8/395 X
D. 306,876 3/1990 Greenhut et al. D19/86 X
D. 335,078 4/1993 Hampshire D8/395
3,309,052 3/1967 Borisof D8/395 X
4,141,119 2/1979 Nodo 24/504
5,079,808 1/1992 Brown 24/67.7

Primary Examiner—Martie Thompson
Attorney, Agent, or Firm—Kokjer, Kircher, Bowman &
Johnson


[57] **CLAIM**

The ornamental design for a holder for documents, as shown
and described.

DESCRIPTION

FIG. 1 is a top, front and side perspective view of a holder
for documents showing my new design;
FIG. 2 is a front elevational view thereof;
FIG. 3 is a side elevational view thereof from the left of FIG.
2; the elevational view thereof opposite that shown in FIG.
3 being the mirror image thereof;
FIG. 4 is a rear elevational view thereof;
FIG. 5 is a top plan view thereof; and,
FIG. 6 is a bottom plan view thereof.

1 Claim, 2 Drawing Sheets






Fig. 1.




Fig. 2.

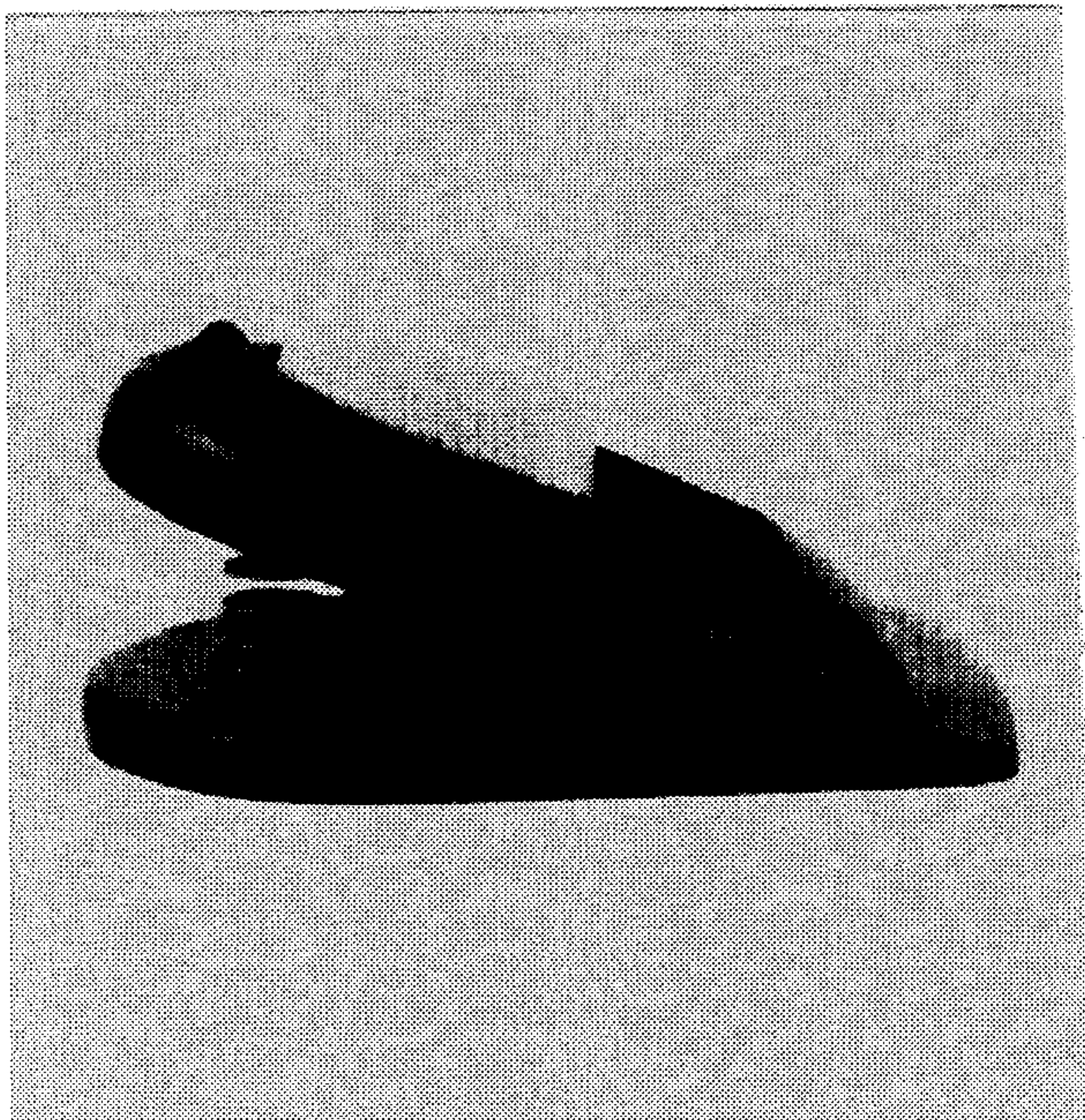


Fig. 3.




Fig. 4.




Fig. 5.




Fig. 6.