



US00D375972S

# United States Patent [19]

Masuda

[11] Patent Number: **Des. 375,972**

[45] Date of Patent: **\*\*Nov. 26, 1996**

[54] **CASH REGISTER**

[75] Inventor: **Takuro Masuda**, Yokohama, Japan

[73] Assignee: **Kabushiki Kaisha TEC**, Shizuoka, Japan

[\*\*] Term: **14 Years**

[21] Appl. No.: **47,418**

[22] Filed: **Dec. 4, 1995**

### [30] Foreign Application Priority Data

Jun. 15, 1995 [JP] Japan ..... 7-17023

[52] U.S. Cl. .... **D18/4; D14/105**

[58] Field of Search ..... D18/4, 6, 7; D14/100, D14/105, 106, 113; 235/1 D, 1 E, 2, 4, 7 R, 10, 12, 379, 380, 419; 364/404, 405

### [56] References Cited

#### U.S. PATENT DOCUMENTS

D. 261,004 9/1981 Jinbo et al. .... D18/4  
D. 301,894 6/1989 Tsukada et al. .... D18/4

D. 330,908 11/1992 Kawaishi et al. .... D18/4  
D. 354,977 1/1995 Miyake et al. .... D18/7 X  
D. 370,493 6/1996 Watanabe et al. .... D18/4

*Primary Examiner*—James M. Gandy  
*Assistant Examiner*—Caron D. Veynar  
*Attorney, Agent, or Firm*—Oblon, Spivak, McClelland, Maier & Neustadt, P.C.

### [57] CLAIM

The ornamental design for cash register, as shown and described.

### DESCRIPTION

FIG. 1 is a top, left and front perspective view of cash register, showing my design;  
FIG. 2 is a front elevational view thereof;  
FIG. 3 is a rear elevational view thereof;  
FIG. 4 is a top plan view thereof;  
FIG. 5 is a bottom view thereof;  
FIG. 6 is a left side elevational view thereof; and,  
FIG. 7 is a right side elevational view thereof.

**1 Claim, 4 Drawing Sheets**




FIG. 1




FIG. 2

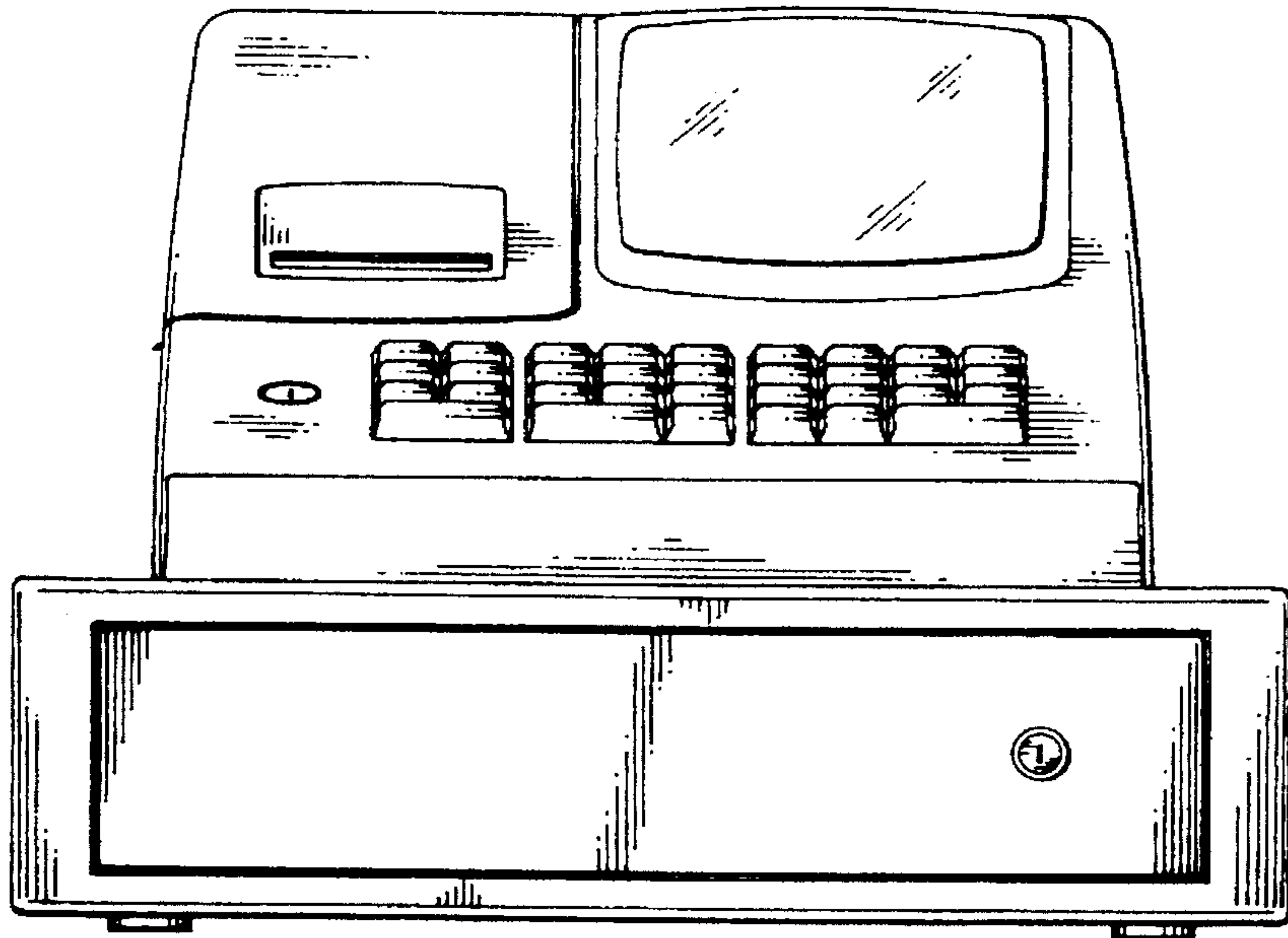


FIG. 3

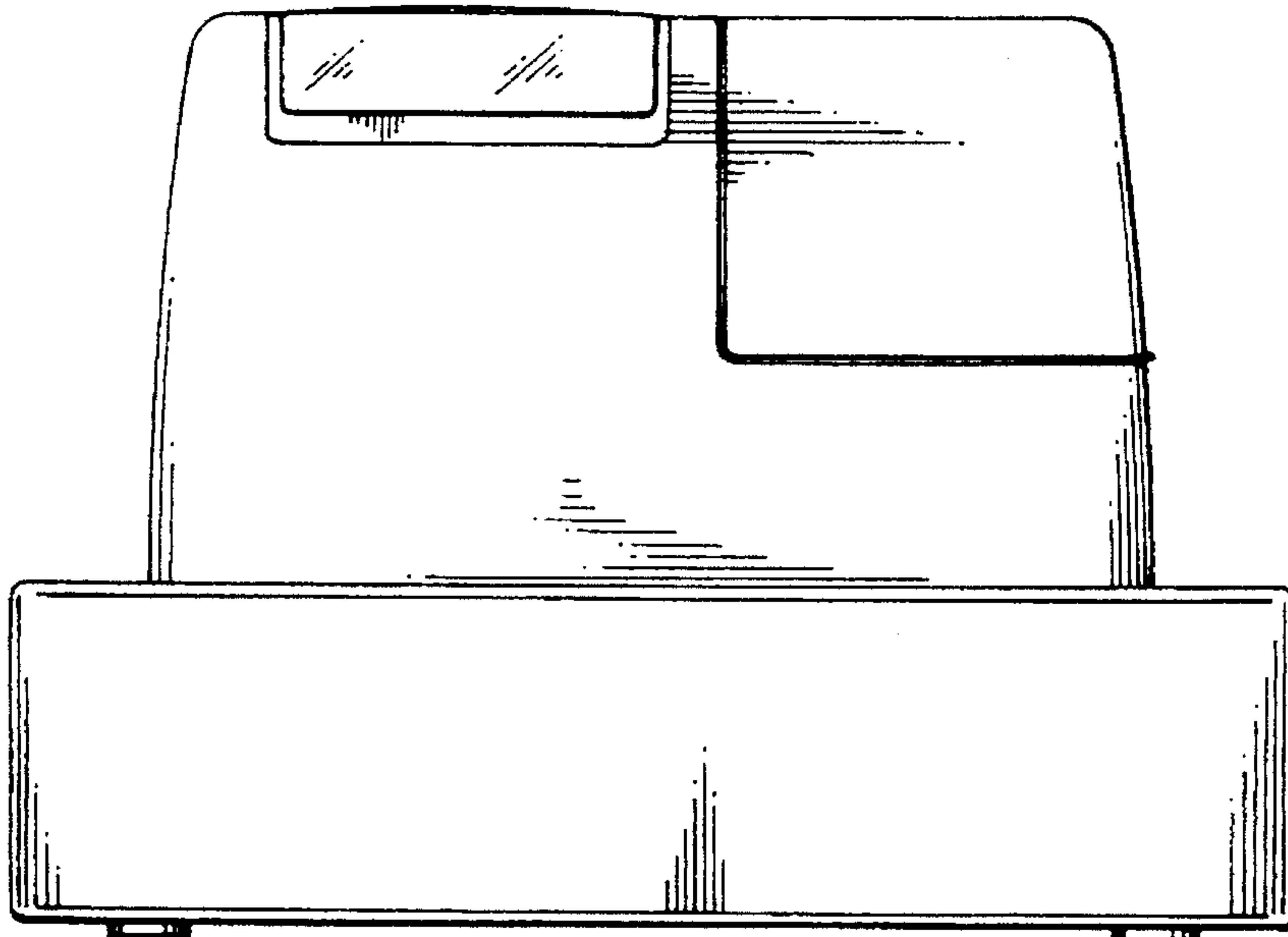


FIG. 4




FIG. 5

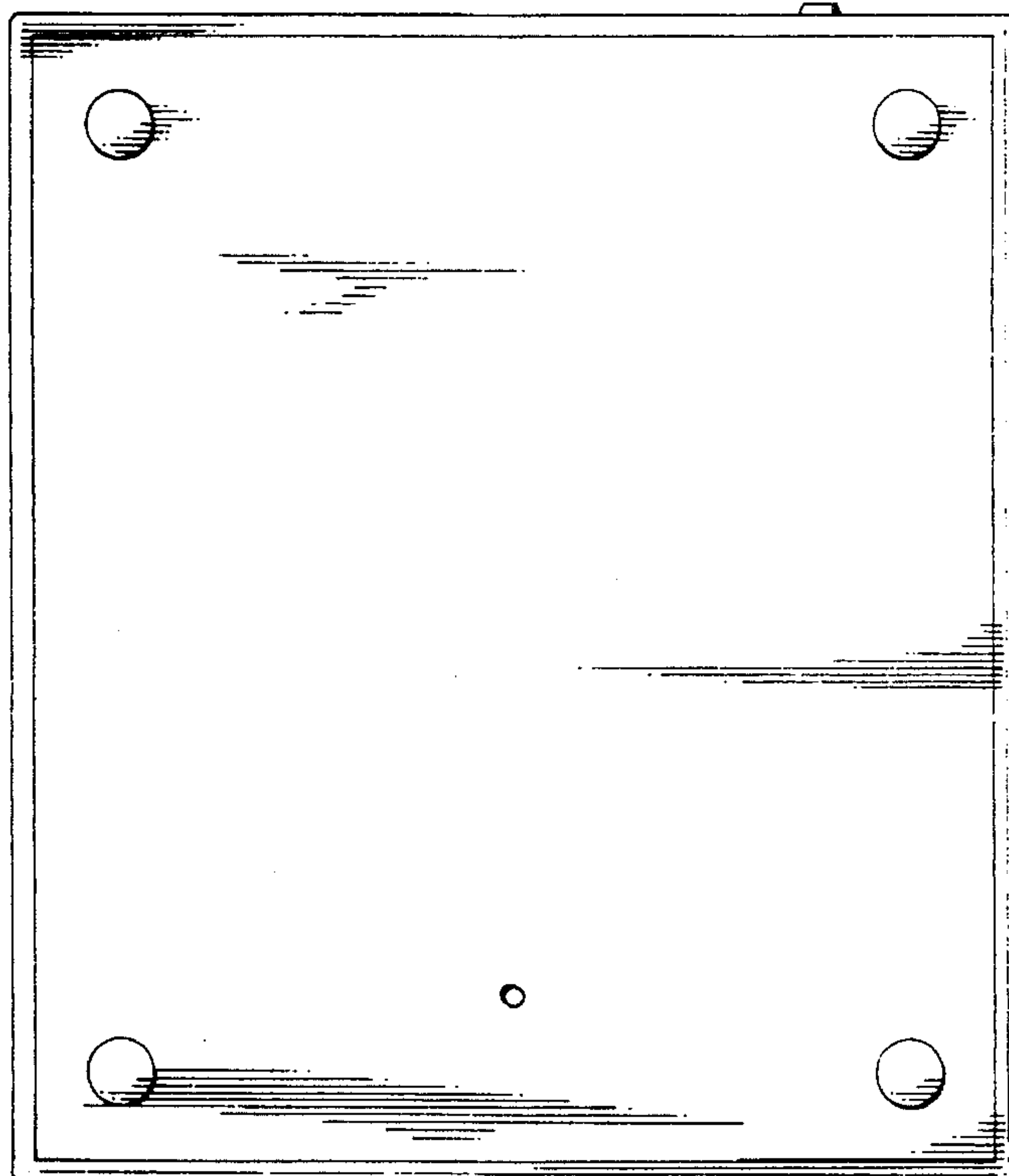


FIG. 6

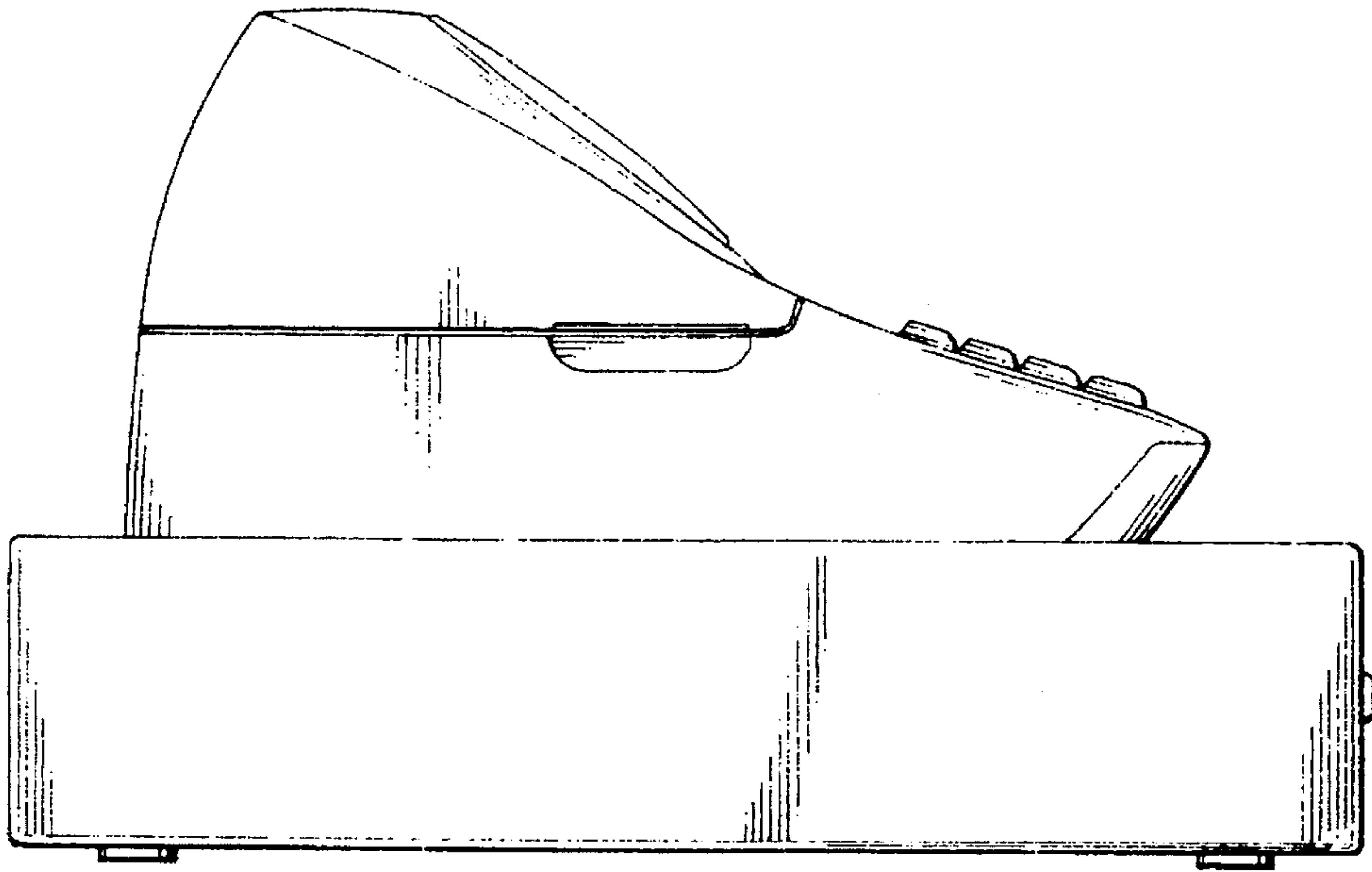


FIG. 7

