



US00D375949S

**United States Patent** [19]  
**Hong**

[11] **Patent Number: Des. 375,949**

[45] **Date of Patent: \*\*Nov. 26, 1996**

[54] **VIDEO CASSETTE PLAYER**

D. 327,676 7/1992 Yang ..... D14/135  
D. 327,885 7/1992 Kasama et al. .... D14/135

[75] Inventor: **Sa Y. Hong**, Seoul, Rep. of Korea

[73] Assignee: **Goldstar Co., Ltd.**, Seoul, Rep. of Korea

[\*\*] Term: **14 Years**

*Primary Examiner*—B. J. Bullock  
*Assistant Examiner*—Richelle Shelton  
*Attorney, Agent, or Firm*—Beveridge, DeGrandi, Weilacher & Young, LLP

[21] Appl. No.: **24,378**

[22] Filed: **Jun. 13, 1994**

[57] **CLAIM**

The ornamental design for a video cassette player, as shown and described.

[30] **Foreign Application Priority Data**

**DESCRIPTION**

Jan. 17, 1994 [KR] Rep. of Korea ..... 845/1994

[52] **U.S. Cl.** ..... **D14/135**

[58] **Field of Search** ..... D14/124, 135,  
D14/136, 156, 299


FIG. 1 is a perspective view thereof;  
FIG. 2 is a top plan view thereof;  
FIG. 3 is a bottom plan view thereof;  
FIG. 4 is a front elevational view thereof;  
FIG. 5 is a rear elevational view thereof; and,  
FIG. 6 is a left side elevational view thereof, a right side view being a mirror image.


[56] **References Cited**

**U.S. PATENT DOCUMENTS**

D. 313,799 1/1991 Shim ..... D14/135

**1 Claim, 3 Drawing Sheets**





*FIG. 1*




FIG. 2




FIG. 3




FIG. 4




FIG. 5

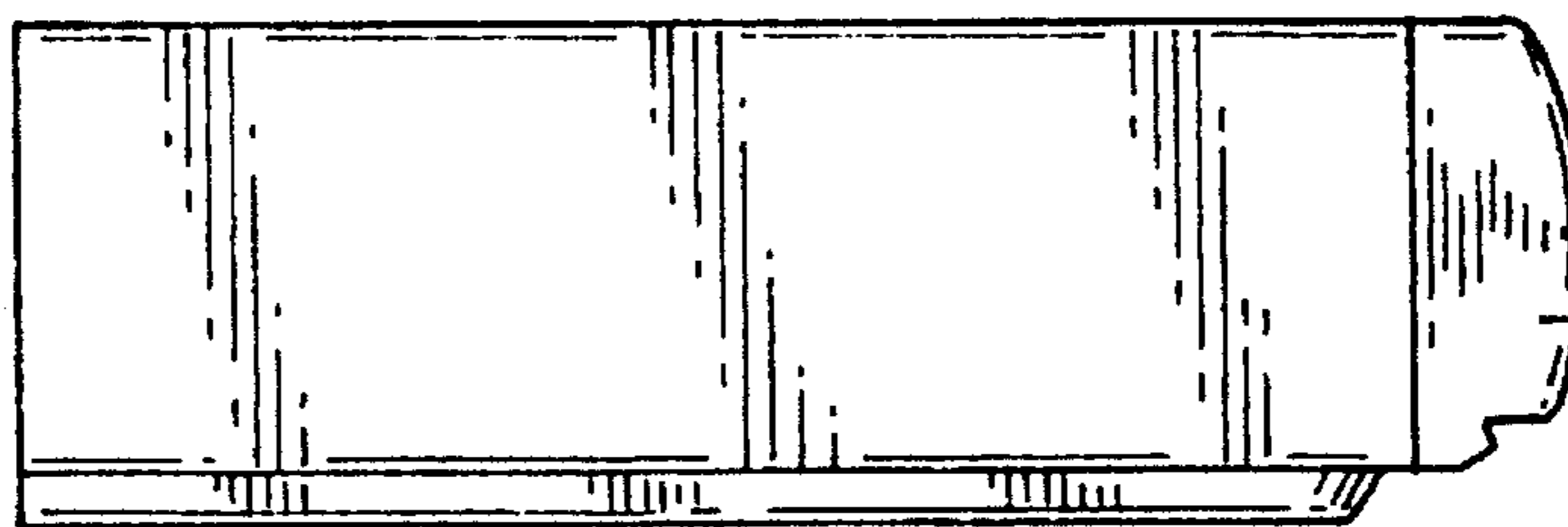


FIG. 6