



US00D375939S

United States Patent [19]
Hazelmyer

[11] **Patent Number: Des. 375,939**
[45] **Date of Patent: **Nov. 26, 1996**

[54] **AUTOMOTIVE ANTI-LOCKOUT ACCESSORY**

[76] Inventor: **Donald R. Hazelmyer**, 8488 Button Rd., Cicero, N.Y. 13039

[**] Term: **14 Years**

[21] Appl. No.: **41,659**

[22] Filed: **Jul. 20, 1995**

[52] U.S. Cl. **D13/158**

[58] Field of Search D13/123, 126, D13/158, 184, 199; 70/237; 200/43.03

[56] **References Cited**

U.S. PATENT DOCUMENTS

D. 221,950	9/1971	Eidinger	D13/126
D. 265,328	12/1995	Myers et al.	D13/158
D. 319,425	8/1991	Bibbiani	D13/123
D. 330,700	11/1992	Wharton	D13/158
4,123,924	11/1978	Dworkis	70/237

Primary Examiner—Brian N. Vinson
Attorney, Agent, or Firm—August E. Roehrig, Jr.

[57] **CLAIM**

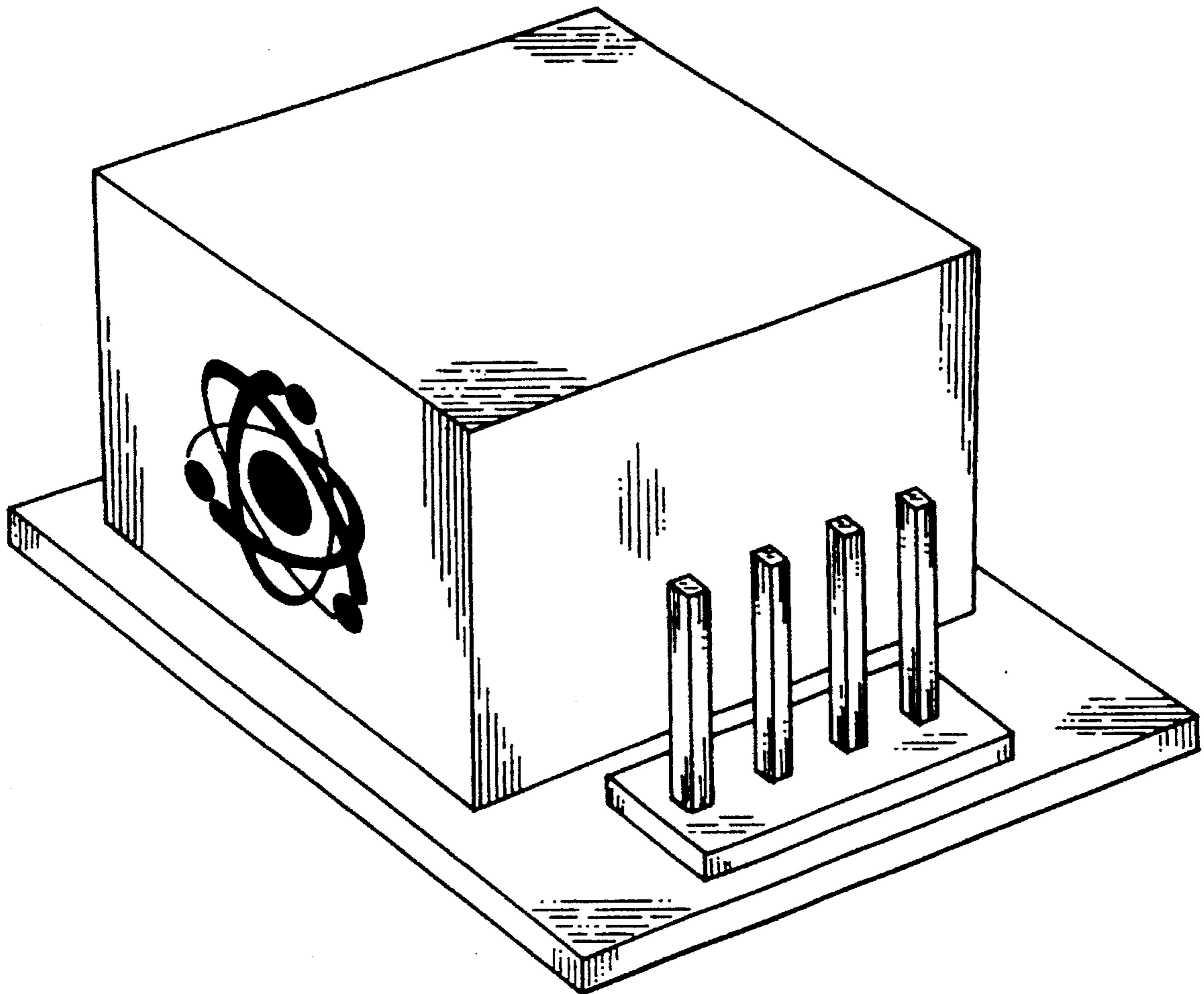
The ornamental design for an automotive anti-lockout accessory, as shown and described.

DESCRIPTION

FIG. 1 is a frontal perspective view of an automotive anti-lockout accessory showing my new design; FIG. 2 is a left side elevational view, the right side elevational view is a mirror image thereof; FIG. 3 is a top plan view; FIG. 4 is a front elevational view of an automotive anti-lockout accessory; and, FIG. 5 is a rear elevational view thereof.

The undisclosed bottom of the automotive anti-lockout accessory is unadorned and is not seen when in place.

1 Claim, 2 Drawing Sheets



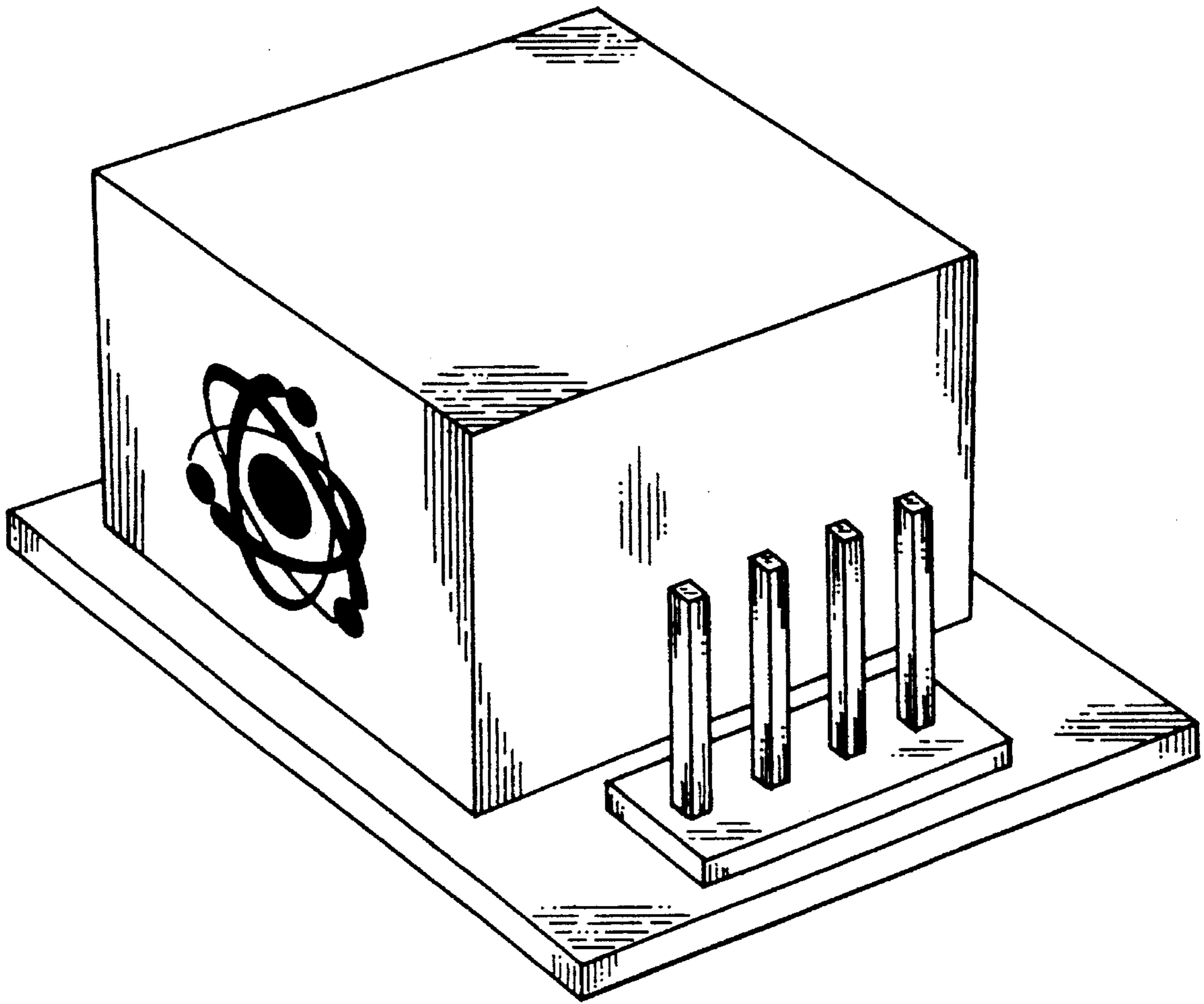


FIG. 1

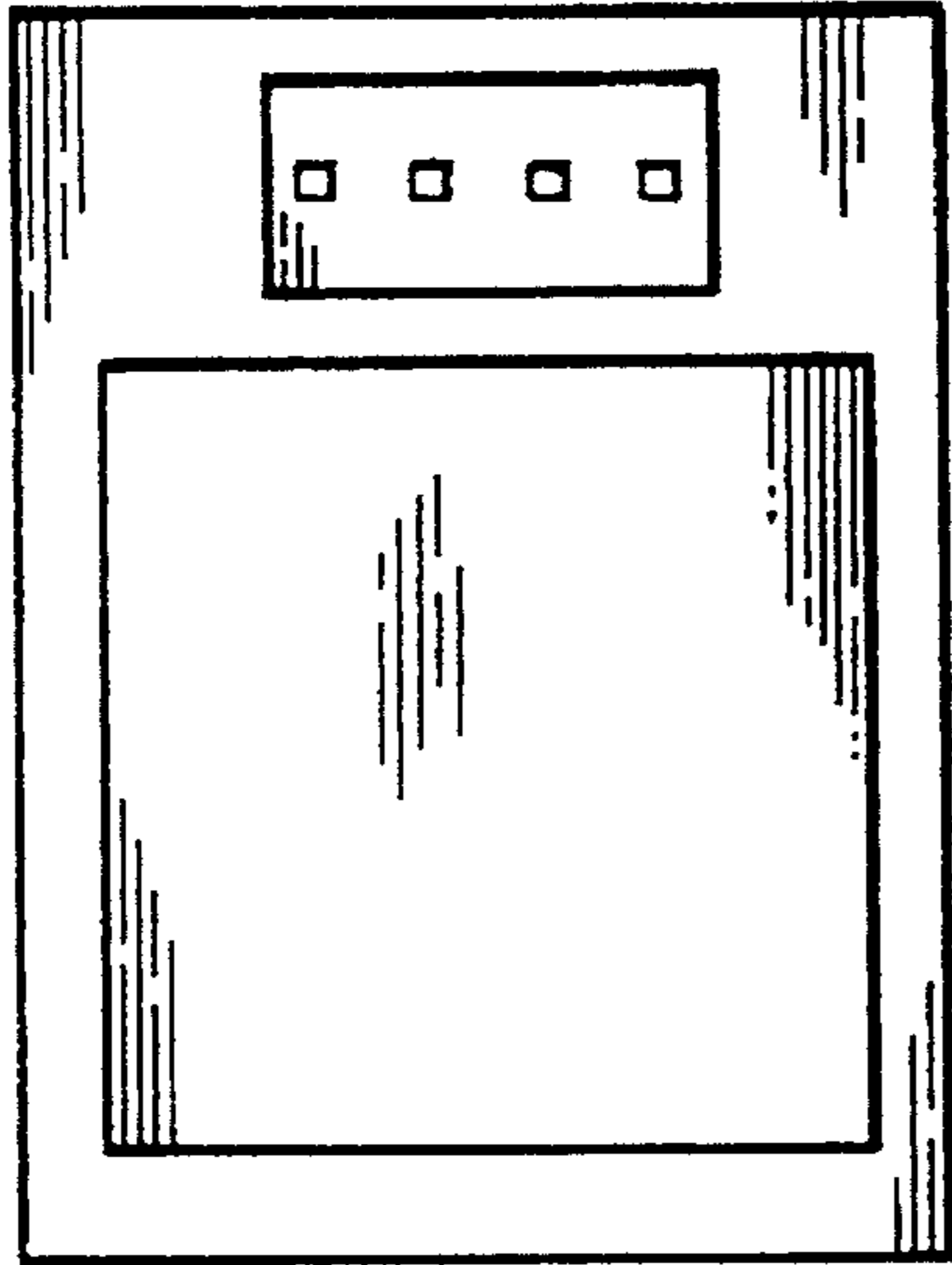


FIG. 3




FIG. 2




FIG. 5




FIG. 4