



US00D375932S

United States Patent [19]

Nagele et al.

[11] Patent Number: **Des. 375,932**

[45] Date of Patent: ****Nov. 26, 1996**

[54] BATTERY HOUSING

[75] Inventors: **Albert L. Nagele**, Wilmette; **Leonid Soren**, Lincolnwood; **James R. Brunette**, Wheeling, all of Ill.

[73] Assignee: **Motorola, Inc.**, Schaumburg, Ill.

[**] Term: **14 Years**

[21] Appl. No.: **38,589**

[22] Filed: **May 9, 1995**

Related U.S. Application Data

[63] Continuation-in-part of Ser. No. 19,602, Mar. 7, 1994, Pat. No. Des. 367,640.

[52] U.S. Cl. **D13/103**

[58] Field of Search D13/103; 429/97, 429/98, 99, 121, 159, 163, 176

[56] References Cited

U.S. PATENT DOCUMENTS

D. 12,444	8/1881	Simpson .	
D. 280,717	9/1985	Scheid et al. .	
D. 302,005	7/1989	Kizawa et al.	D13/103
D. 304,439	11/1989	Mitchell et al.	D13/103
D. 305,717	1/1990	Soren et al. .	
D. 349,882	8/1994	Johnson	D13/103
D. 354,040	1/1995	Siddoway et al.	D13/103
D. 358,127	5/1995	Berry	D13/103

4,085,253	4/1978	Johnson	429/980 X
4,653,822	3/1987	Kanazawa	429/100 X
4,666,799	5/1987	Runquist et al.	429/162
4,912,602	3/1990	Zurek et al.	361/339
5,102,753	4/1992	Rossoll et al.	429/162 X
5,193,220	3/1993	Ichinohe et al.	455/89
5,326,651	7/1994	Mehta et al.	429/99 X

Primary Examiner—Joel Sincavage
Attorney, Agent, or Firm—Kevin D. Kaschke

[57] CLAIM


The ornamental design for a battery housing, as shown and described.

DESCRIPTION

FIG. 1 is a top, front and left side perspective view of a battery housing showing our new design;
 FIG. 2 is a rear side elevation view thereof showing our new design;
 FIG. 3 is a bottom side plan view thereof showing our new design;
 FIG. 4 is a right side elevation view thereof showing our new design, the left side elevation view thereof showing our new design being a mirror image of the right side elevation view thereof showing our new design; and,
 FIG. 5 is a front side elevation view thereof showing our new design.

The broken line matter in all Figures is for illustrative purposes only and forms no part of the claimed design.

1 Claim, 2 Drawing Sheets






FIG. 1

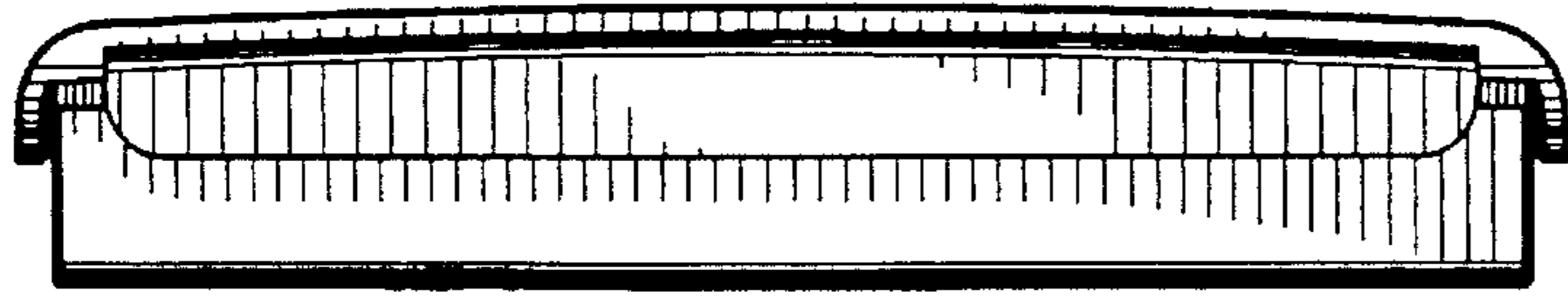


FIG. 2

FIG. 3

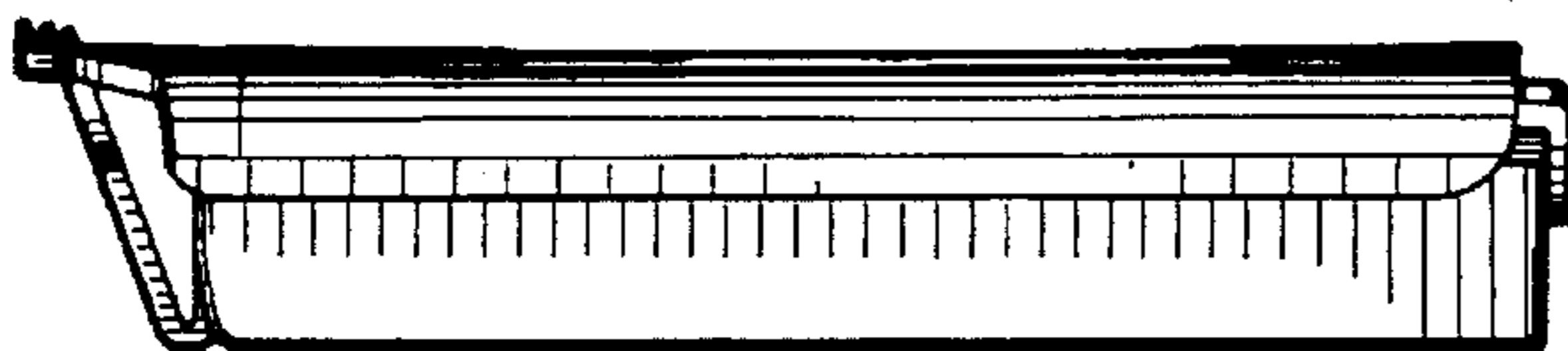
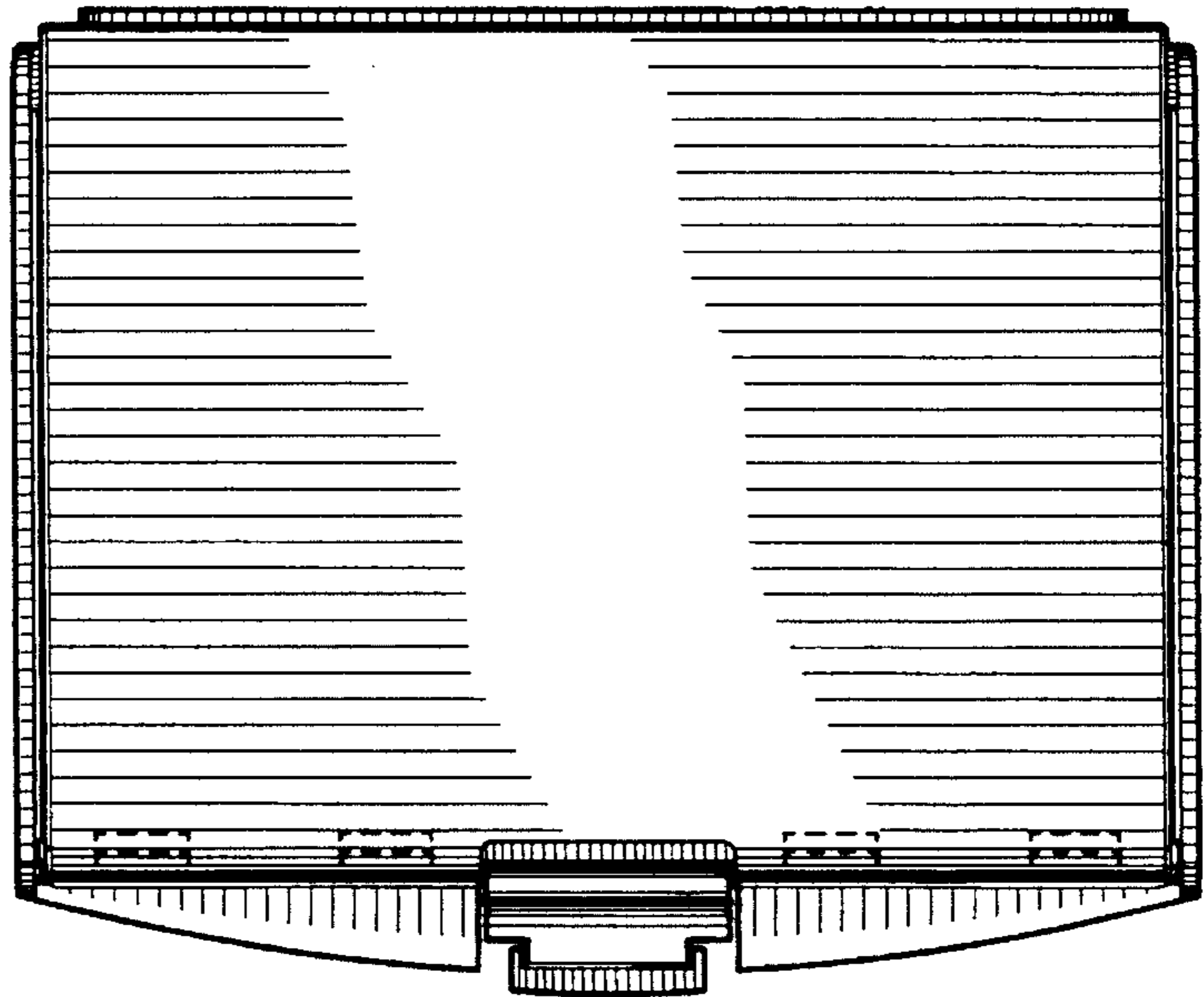


FIG. 4

FIG. 5

