



US00D375924S

# United States Patent [19]

Kramer

[11] Patent Number: Des. 375,924

[45] Date of Patent: \*\*Nov. 26, 1996

[54] BOAT FENDER STRAP

[76] Inventor: Aaron Kramer, 2815 S. Raritan, Englewood, Colo. 80110

[\*\*] Term: 14 Years

[21] Appl. No.: 42,208

[22] Filed: Aug. 4, 1995

[52] U.S. Cl. .... D12/168; D30/153; D29/100; D12/133

[58] Field of Search ..... D12/168, 133; D30/153; D29/100; 24/442, 16 R, 306; 128/869, 870; 297/482; 54/1, 44.1, 46.1, 46.2; 482/92; 273/451, 453; 119/793

[56] **References Cited**

U.S. PATENT DOCUMENTS

D. 353,355	12/1994	Doyle	.....	D12/168
D. 359,598	6/1995	Forbes	.....	D29/100
1,072,958	9/1913	Kerr	.....	54/46.1

4,019,463	4/1977	Kitchen	.....	119/793
4,100,996	7/1978	Sharp	.....	182/3
4,298,091	11/1981	Anderson	.....	182/3
4,601,161	7/1986	Drellich	.....	54/46.1
4,763,591	8/1988	Taylor	.....	182/3
4,826,193	5/1989	Davis	.....	D12/133

Primary Examiner—Kay H. Chin  
Attorney, Agent, or Firm—Charles C. Corbin

[57] **CLAIM**

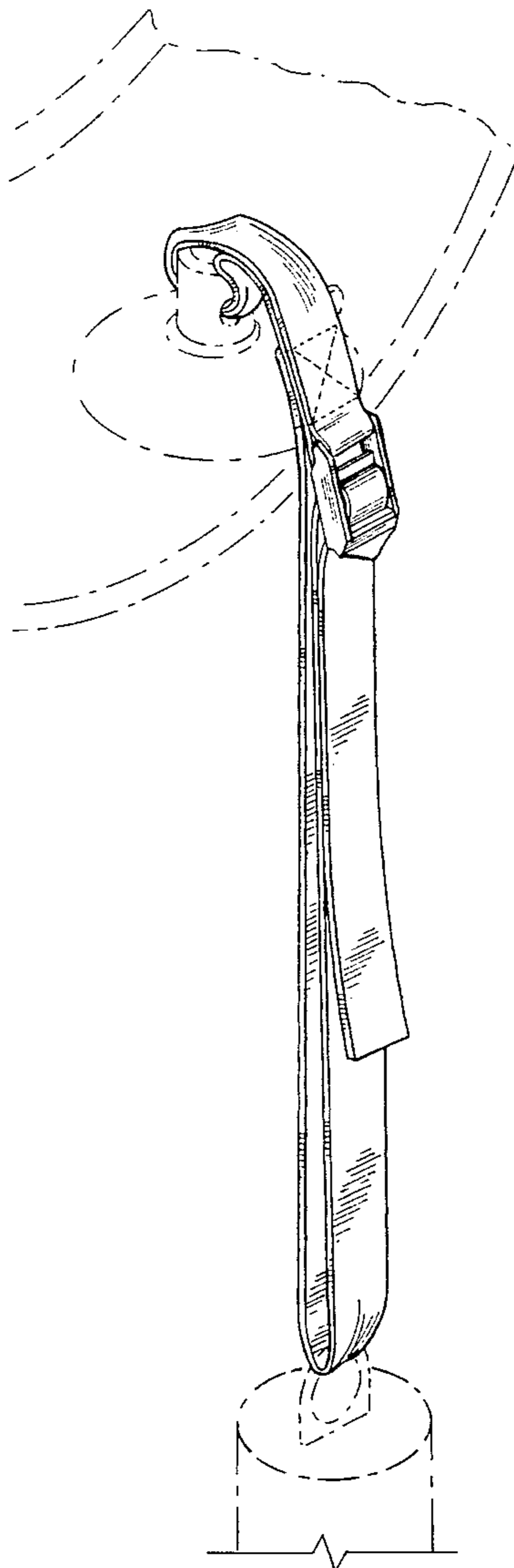
The ornamental design for a boat fender strap, as shown and described.

**DESCRIPTION**

FIG. 1 is an upper front perspective view showing my new design for a boat fender strap, wherein the broken line showing of a boat surface, a suction cup, and a fender is for illustrative purposes only and forms no part of my claimed design; and,

FIG. 2 is an upper rear perspective view thereof.

1 Claim, 1 Drawing Sheet



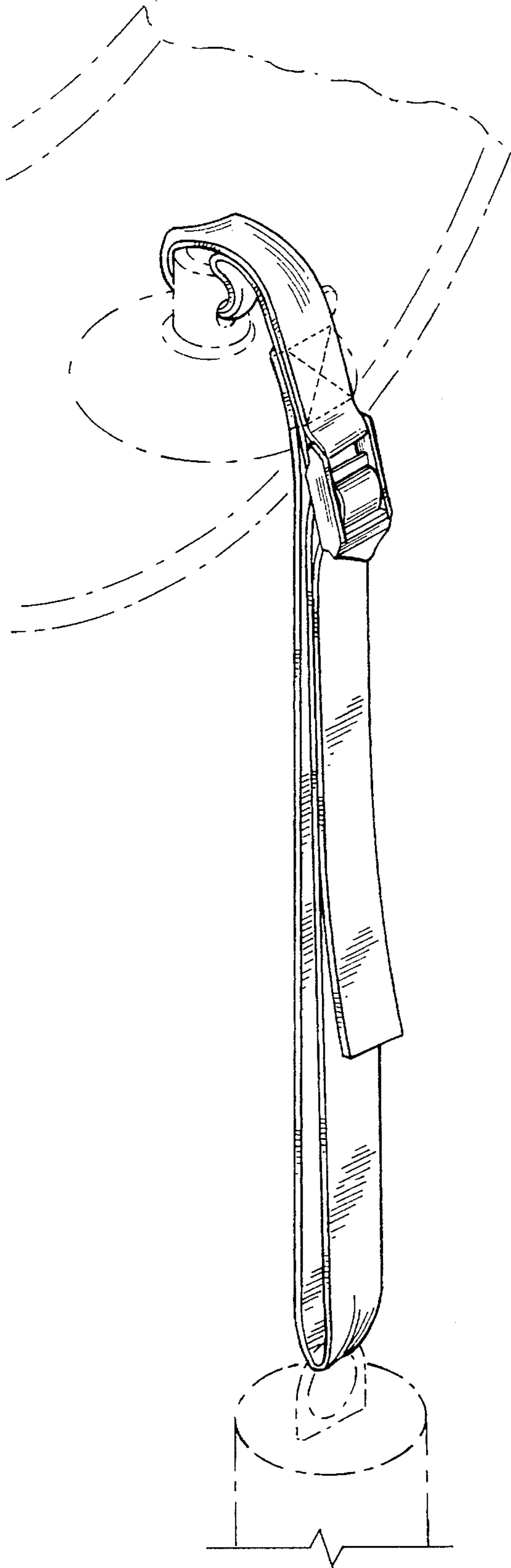


FIG. 1

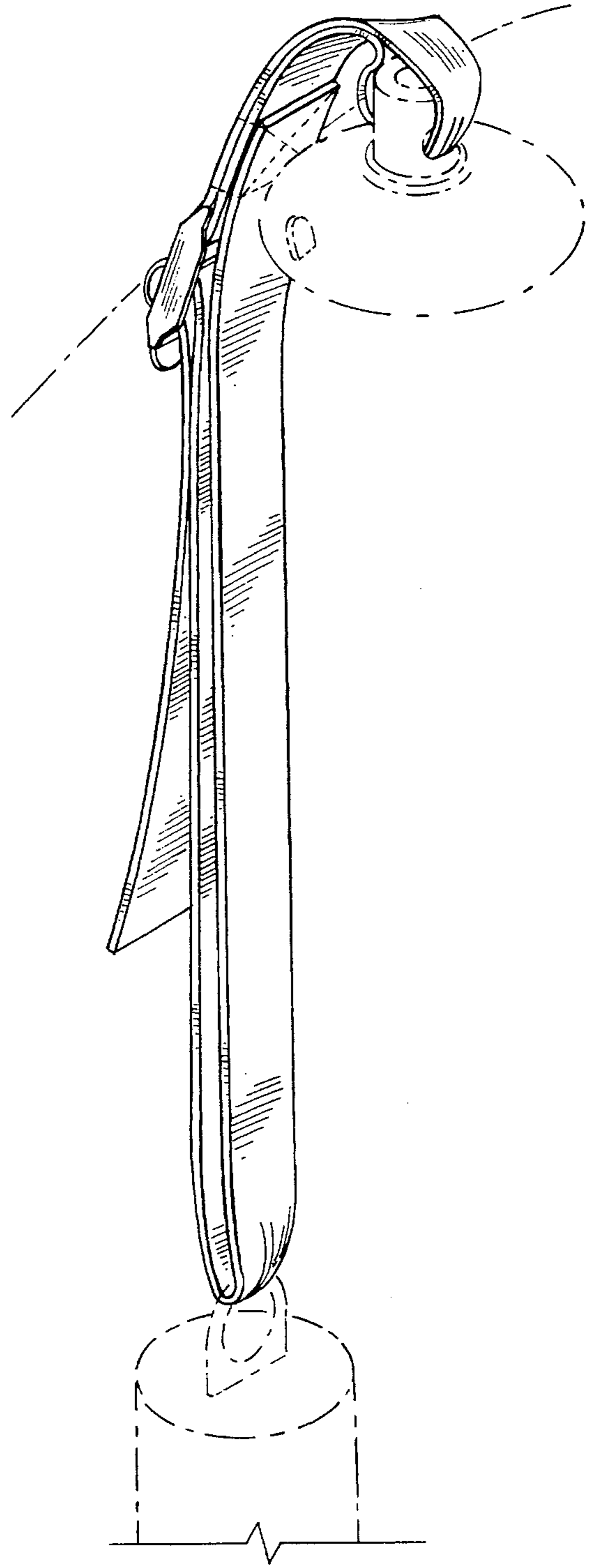


FIG. 2