



US00D375901S

# United States Patent [19] Wong

[11] Patent Number: **Des. 375,901**

[45] Date of Patent: **\*\*Nov. 26, 1996**

[54] **CLOCK**

### FOREIGN PATENT DOCUMENTS

[75] Inventor: **Sai-Wing Wong**, Kowloon, Hong Kong

9204111 5/1992 Germany ..... D10/6

[73] Assignee: **Eastman Time Ltd.**, Hong Kong

*Primary Examiner*—Nelson C. Holtje  
*Attorney, Agent, or Firm*—Burns, Doane, Swecker & Mathis, L.L.P.

[\*\*] Term: **14 Years**

[21] Appl. No.: **39,219**

### [57] CLAIM

[22] Filed: **May 24, 1995**

The ornamental design for a clock, as shown and described.

[52] U.S. Cl. .... **D10/6; D10/33**

### DESCRIPTION

[58] Field of Search ..... D10/1-40, 122-132;  
368/385; D17/14, 19

FIG. 1 is the front elevational view of a clock showing my new design;

### [56] References Cited

#### U.S. PATENT DOCUMENTS

D. 17,075	1/1887	Hiuber	.....	D10/6
D. 27,560	8/1897	Howiz	.....	D17/19
D. 27,561	8/1897	Back	.....	D17/19
D. 242,074	10/1976	Kasha	.....	D17/19
3,153,970	10/1964	Mulchi	.....	D17/19 X

FIG. 2 is the rear elevational view thereof;


FIG. 3 is the left side view thereof;


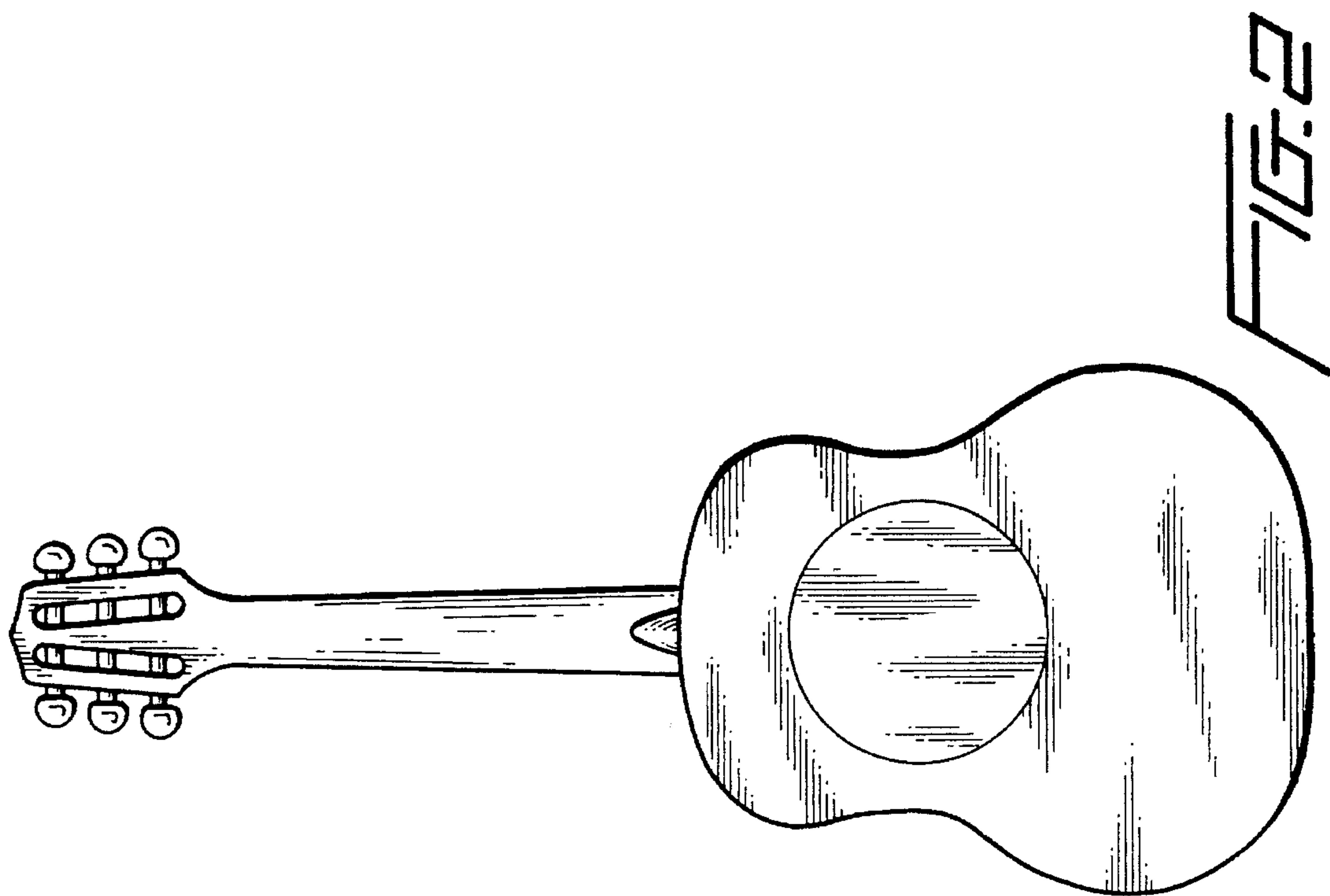
FIG. 4 is the right side view thereof;

FIG. 5 is the top plan view thereof; and,

FIG. 6 is the bottom view thereof.

**1 Claim, 3 Drawing Sheets**








FIG. 4

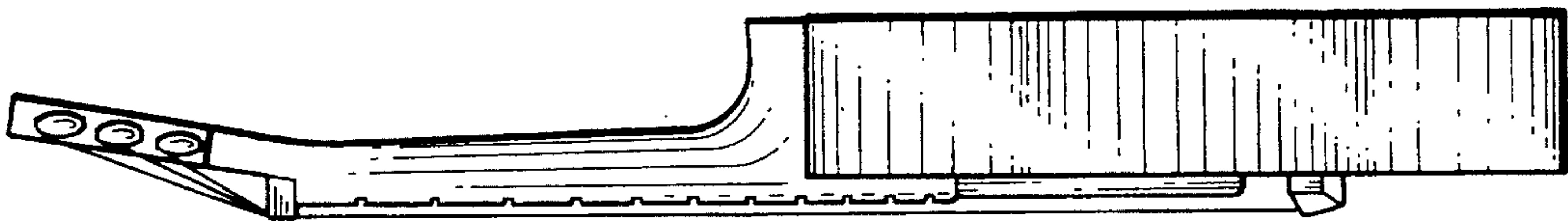


FIG. 5

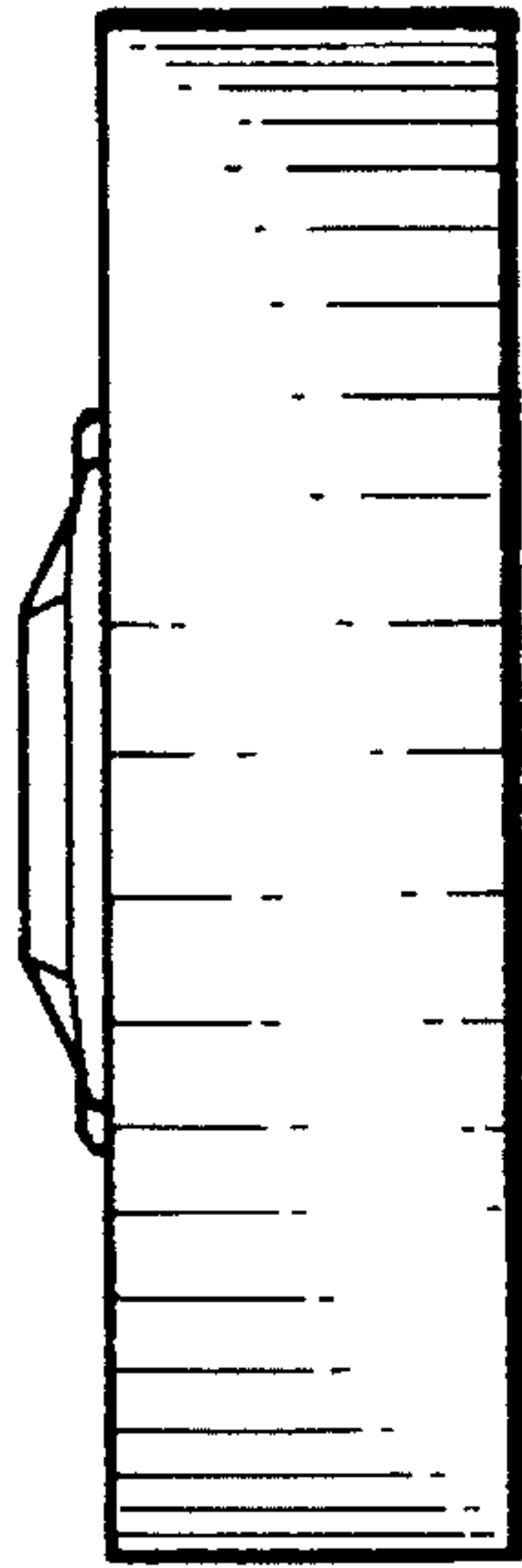


FIG. 6

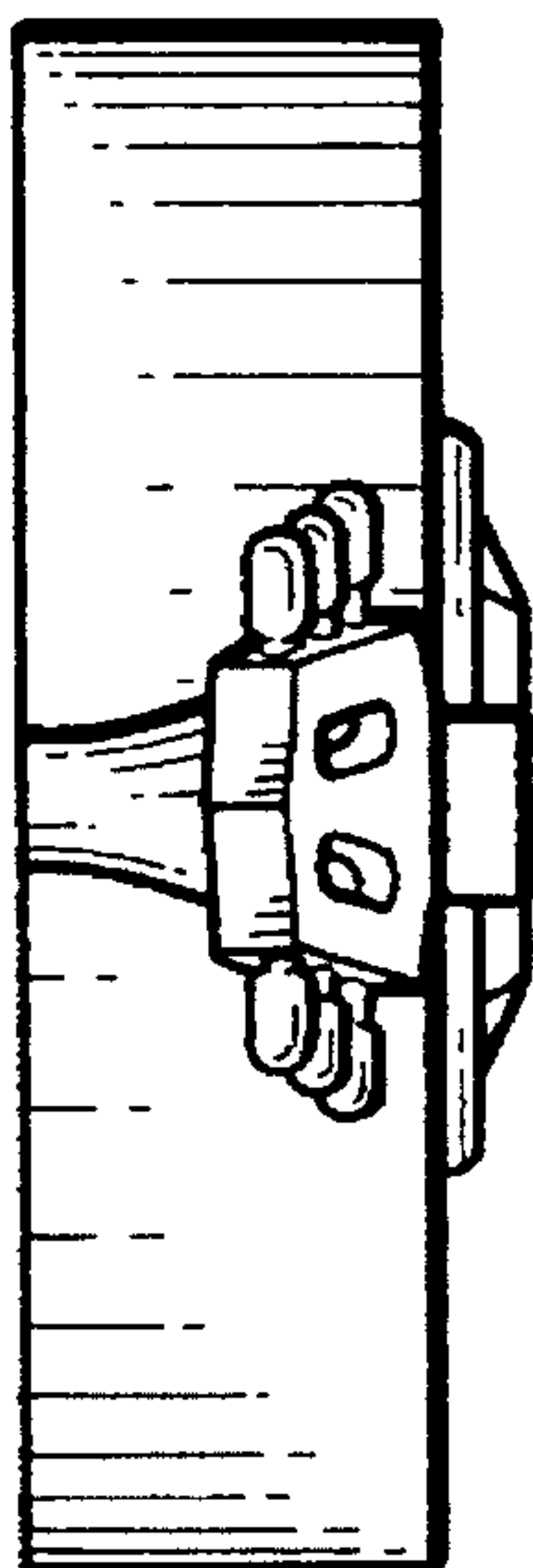


FIG. 5