



US00D375898S

United States Patent [19]

Bolton

[11] **Patent Number: Des. 375,898**

[45] **Date of Patent: **Nov. 26, 1996**

[54] **DISPLAY CARTON**

[75] Inventor: **Stewart L. Bolton**, Springfield, N.J.

[73] Assignee: **Kraft Foods, Inc.**, Northfield, Ill.

[**] Term: **14 Years**

[21] Appl. No.: **38,999**

[22] Filed: **May 18, 1995**

[52] U.S. Cl. **D9/415**

[58] **Field of Search** D9/415, 418, 432, D9/414, 305; 229/117.14, 117.15, 117.09, 117.01, 117.02, 111, 116.1, 116.5, 87.18; 206/44 R, 45.31, 806

[56] **References Cited**

U.S. PATENT DOCUMENTS

D. 263,116	2/1982	Cain	D9/432	X
D. 294,805	3/1988	Boyer	D9/415	
D. 319,179	8/1991	Holder	D9/337	
D. 323,460	1/1992	Ayala et al.	D9/432	X
1,367,174	2/1921	Botnen	229/117.14	X

2,364,650	12/1944	Powell	229/117.14	X
3,339,820	9/1967	Krzyzanowski	229/117.14	X
4,385,687	5/1983	Dutcher	206/45.14	
4,397,393	8/1983	Pergande et al.	229/117.14	X
4,399,939	8/1983	Tunick	229/117.14	X
4,792,082	12/1988	Williamson	229/117.01	X

Primary Examiner—Prabhakar G. Deshmukh
Attorney, Agent, or Firm—Thomas R. Savoie; Thomas A. Marcoux

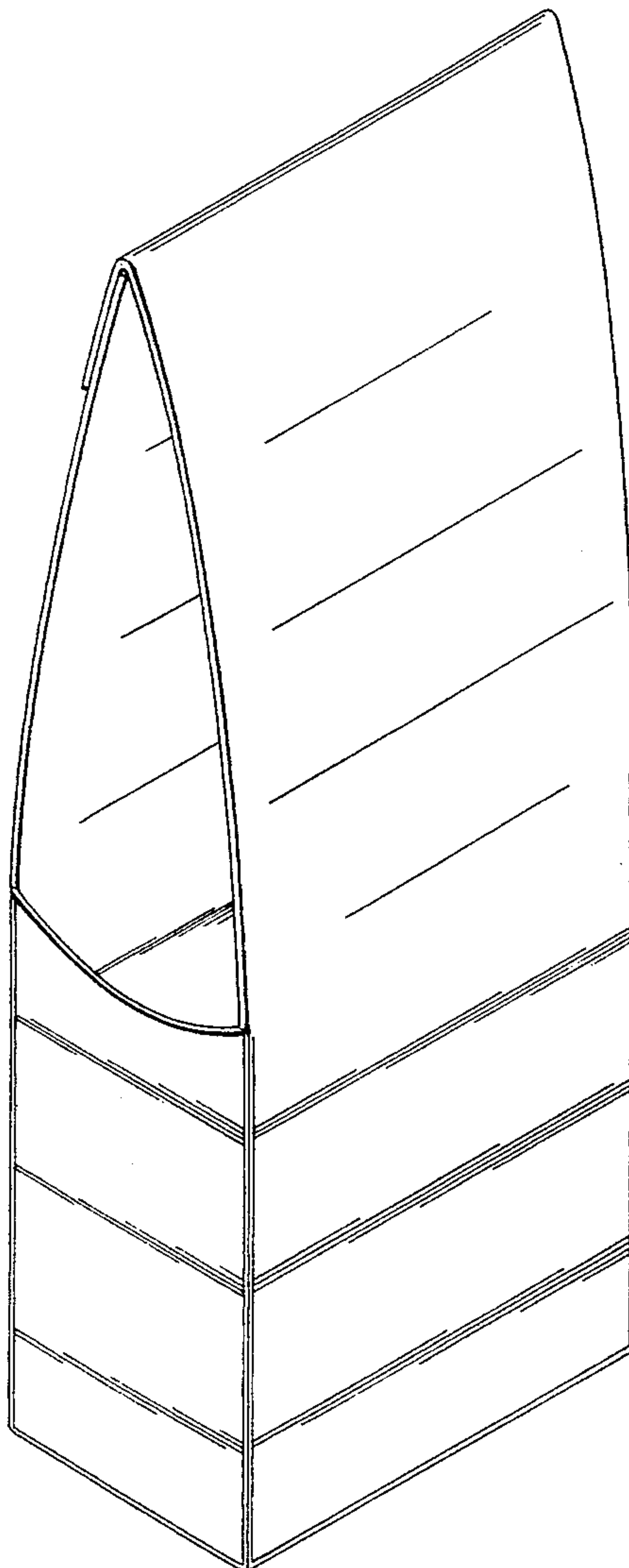
[57] **CLAIM**

The ornamental design for a display carton, as shown.

DESCRIPTION

FIG. 1 is a perspective view of a display carton showing my new design;
FIG. 2 is a rear elevational view thereof;
FIG. 3 is a right elevational view thereof;
FIG. 4 is a bottom plan view thereof;
FIG. 5 is a front elevational view thereof;
FIG. 6 is a left elevational view thereof; and,
FIG. 7 is a bottom plan view thereof.

1 Claim, 3 Drawing Sheets



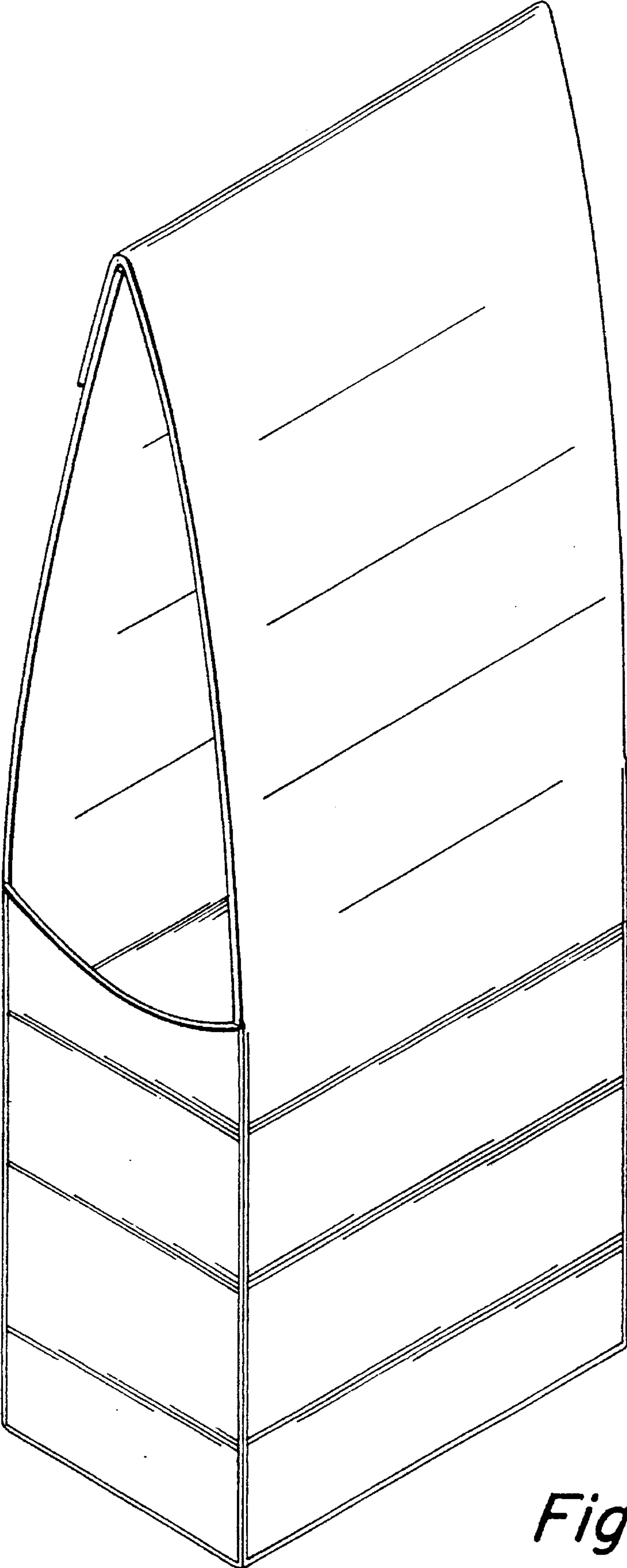


Fig. 1

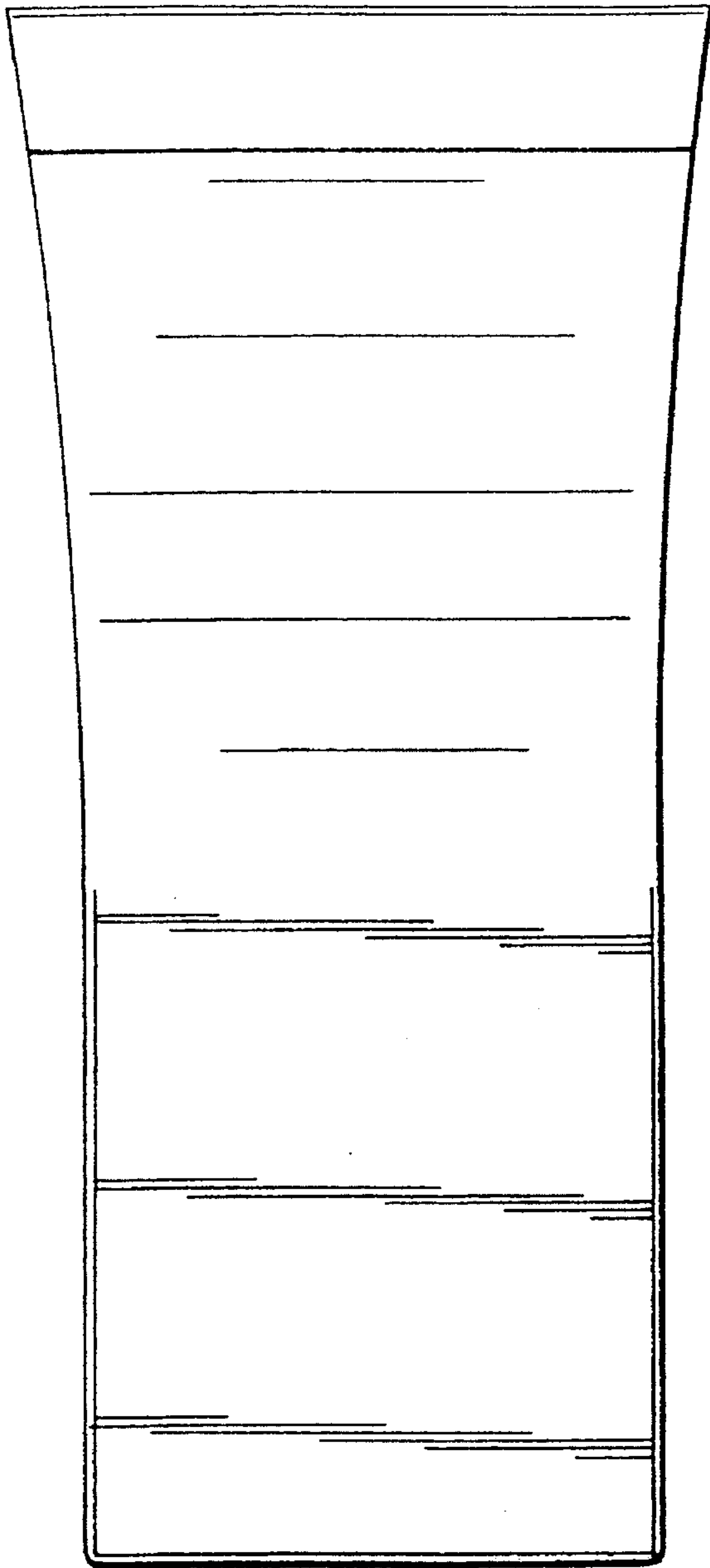


Fig. 2

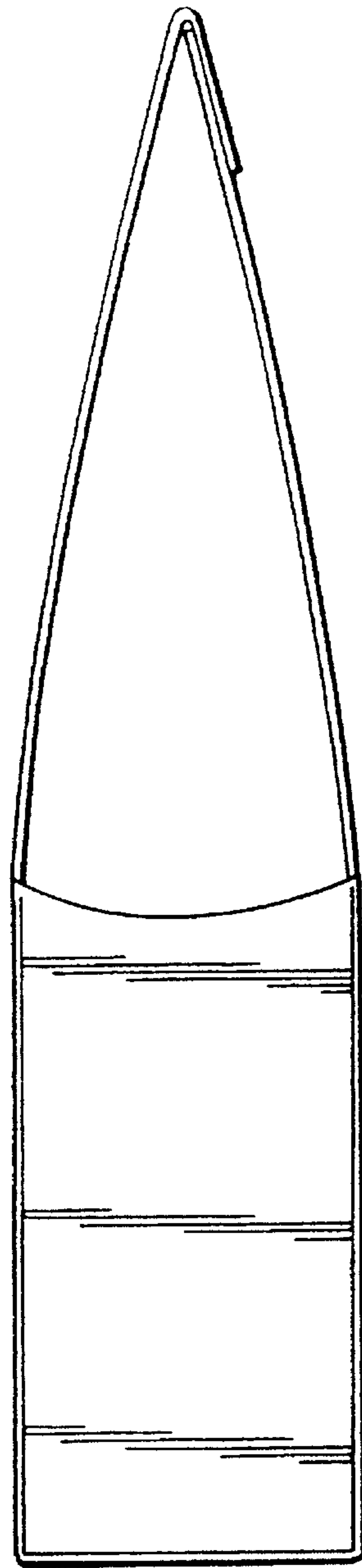



Fig. 3

Fig. 4



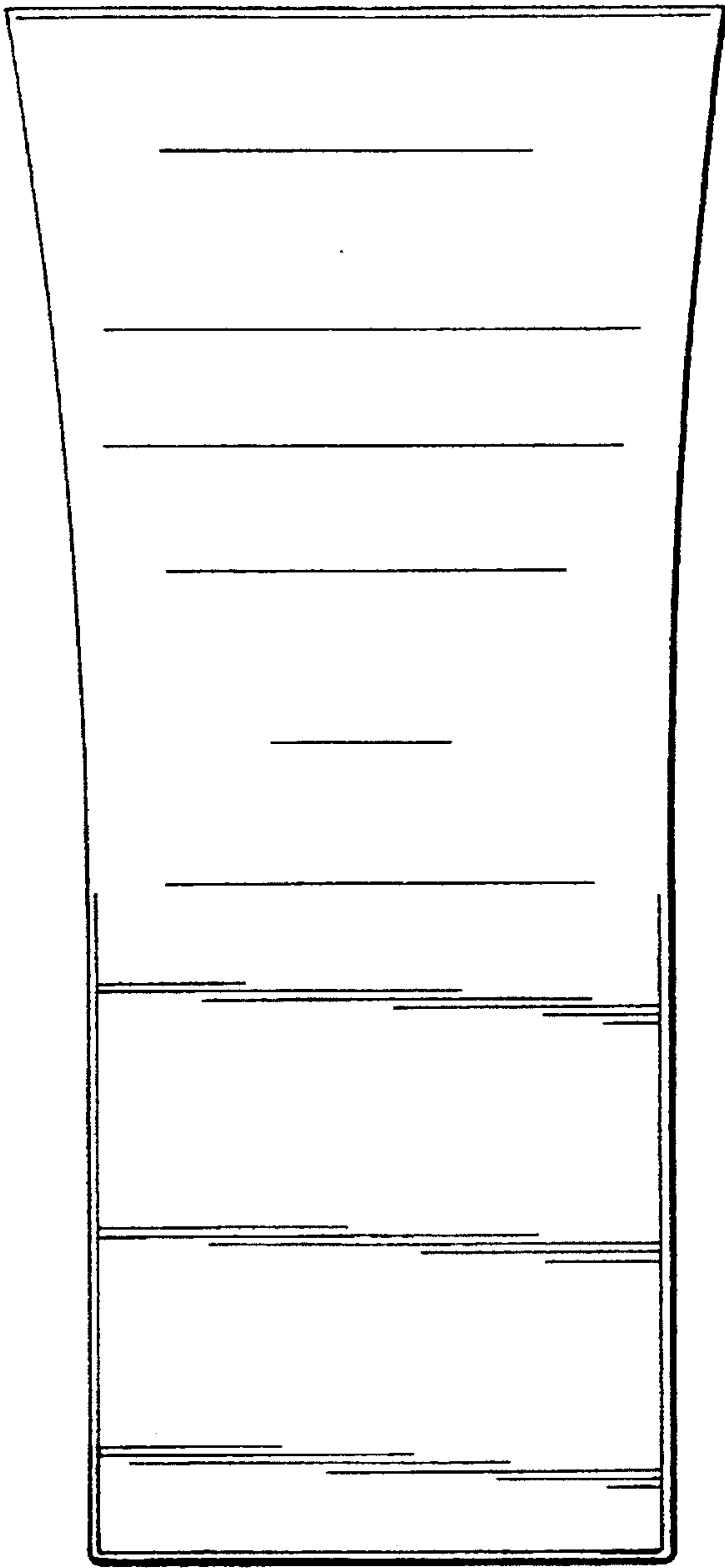


Fig. 5

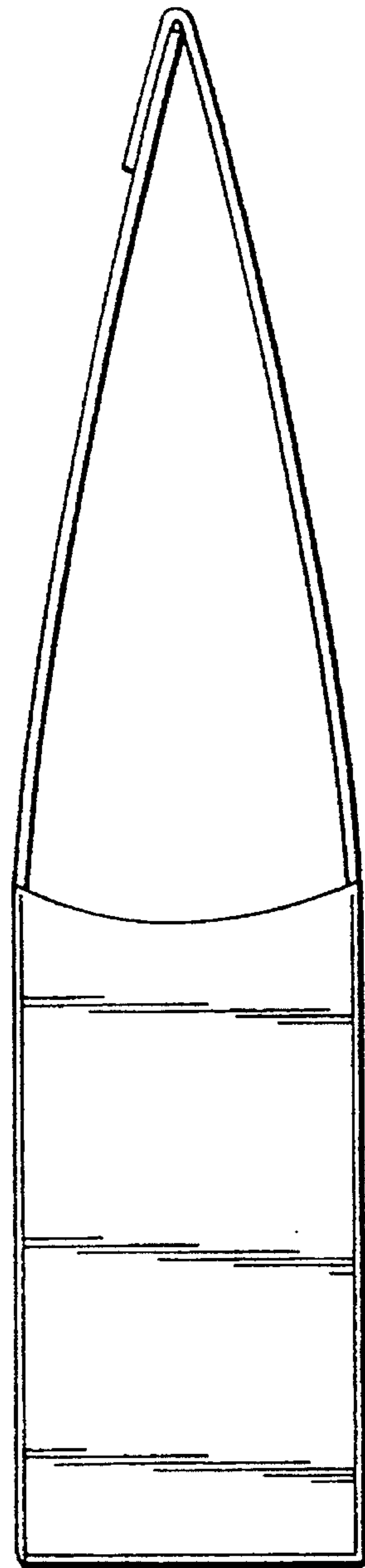


Fig. 6

Fig. 7

