



US00D375882S

United States Patent [19]

[11] Patent Number: **Des. 375,882**

Ritchie et al.

[45] Date of Patent: ****Nov. 26, 1996**

[54] SNOW PUSHER

3,024,547	3/1962	Harrison	294/51
3,380,772	4/1968	Lissakers	D8/10 X
4,193,626	3/1980	Vondracek	294/54
5,048,883	9/1991	Waluk .	
5,197,772	3/1993	Stecyk .	

[75] Inventors: **Bryan S. Ritchie**, Davisville; **Kenneth J. Spear**, Vienna, both of W. Va.

[73] Assignee: **O. Ames Co.**, Parkersburg, W. Va.

[**] Term: **14 Years**

Primary Examiner—Holly Baynham
Attorney, Agent, or Firm—Cushman, Darby & Cushman

[21] Appl. No.: **46,979**

[57] **CLAIM**

[22] Filed: **Nov. 22, 1995**

The ornamental design for a snow pusher, as shown and described.

[52] U.S. Cl. **D8/10**

DESCRIPTION

[58] Field of Search D8/10; D15/14, D15/18, 25; D34/24; 294/54, 57, 59, 51

FIG. 1 is a perspective view looking down on the front and right end of snow pusher embodying our new design; FIG. 2 is a front elevational view thereof; FIG. 3 is a rear elevational view thereof; FIG. 4 is a bottom plan view thereof; FIG. 5 is a top plan view thereof; FIG. 6 is a right hand elevational view thereof; and, FIG. 7 is a left hand elevational view thereof.

[56] **References Cited**

U.S. PATENT DOCUMENTS

D. 298,906	12/1988	Bonnes	D8/10
D. 329,176	9/1992	Norton et al.	D8/10
D. 333,074	2/1993	Cicarelli	D8/10
D. 359,899	7/1995	Sauber	D34/24 X
D. 361,482	8/1995	Fugal	D8/10

1 Claim, 3 Drawing Sheets

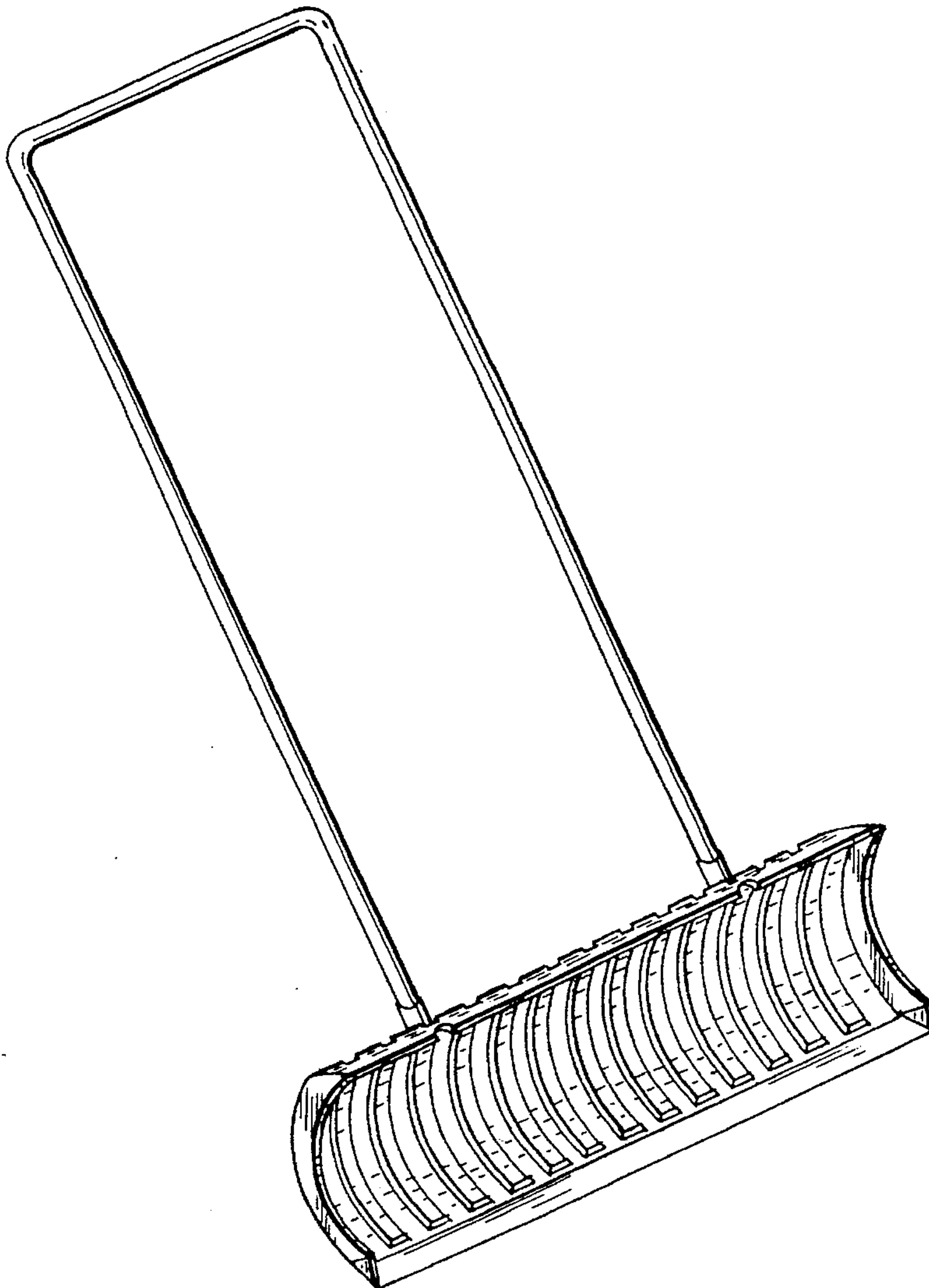
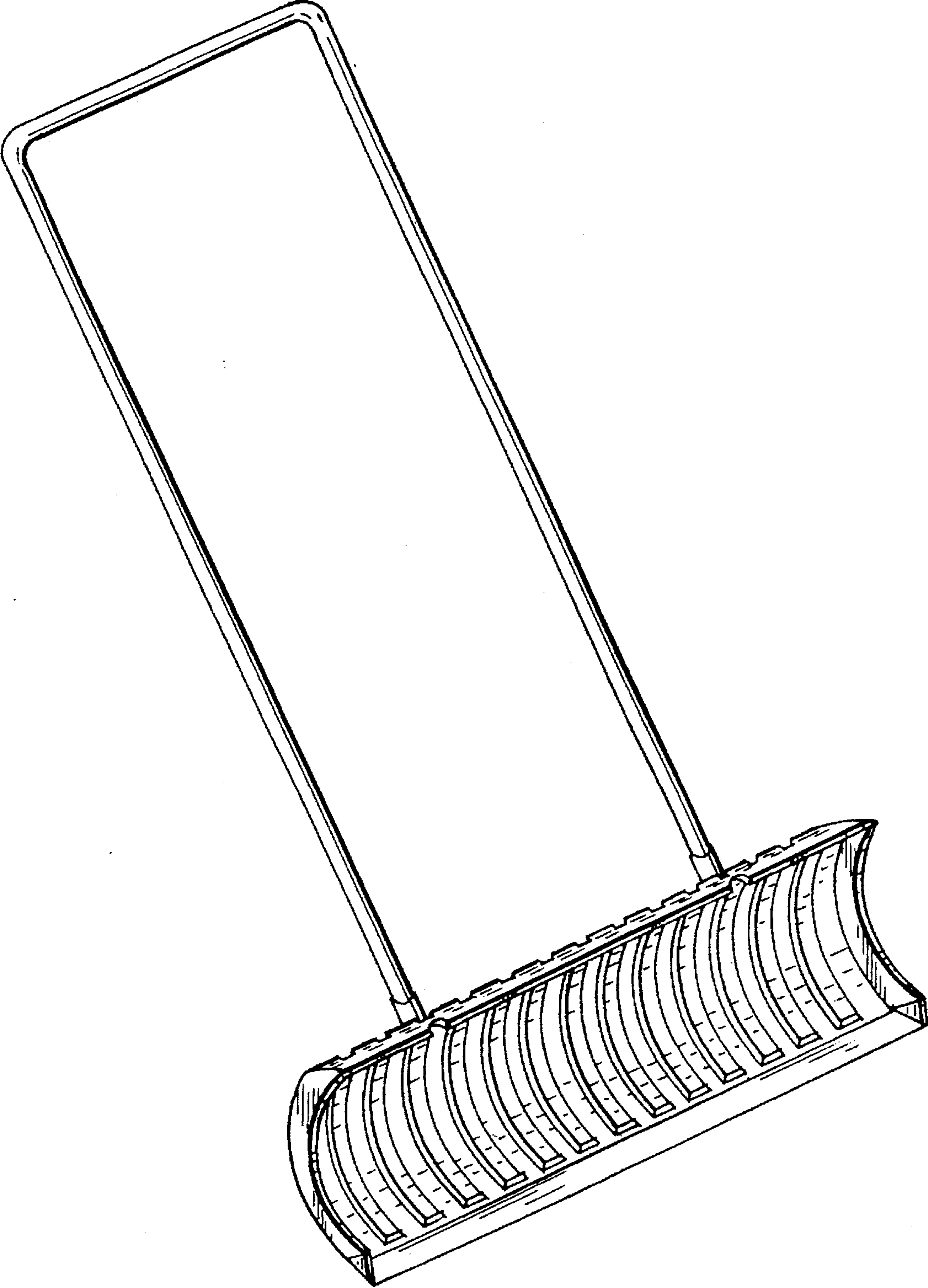


FIG. 1






FIG. 3




FIG. 2

FIG. 4




FIG. 5




FIG. 6



FIG. 7

