



US00D375880S

United States Patent [19]
Morehead

[11] **Patent Number: Des. 375,880**

[45] **Date of Patent: **Nov. 26, 1996**

[54] **LIMB SHAKER**

3,650,099 3/1972 Sitter 56/340.1
3,696,597 10/1972 Sitter 56/340.1

[76] Inventor: **Charles T. Morehead**, 402 E. Lover's
La., Arlington, Tex. 76010

Primary Examiner—Holly H. Baynham
Attorney, Agent, or Firm—James A. Hudak

[**] Term: **14 Years**

[57] **CLAIM**

[21] Appl. No.: **39,419**

The ornamental design for a limb shaker, as shown and described.

[22] Filed: **May 30, 1995**

[52] **U.S. Cl.** **D8/1; D8/4**

DESCRIPTION

[58] **Field of Search** D8/1, 4, 14; 56/340.1,
56/333

FIG. 1 is a perspective view of the limb shaker showing my new design;

FIG. 2 is a front elevational view thereof;

FIG. 3 is a rear elevational view thereof;

FIG. 4 is a left side elevational view thereof;

FIG. 5 is a right side elevational view thereof;

FIG. 6 is a top plan view thereof; and,

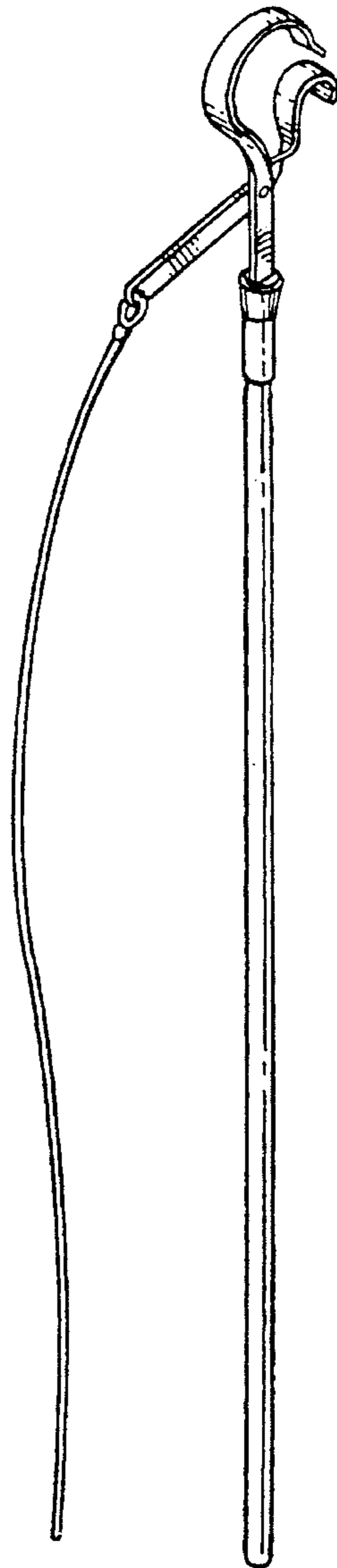
FIG. 7 is a bottom plan view thereof.

[56] **References Cited**

U.S. PATENT DOCUMENTS

D. 332,206	1/1993	Franklin	D8/4
D. 341,067	11/1993	Clark et al.	D8/4
3,041,811	7/1962	Sides	56/340.1
3,132,458	5/1964	Russell et al.	56/340.1
3,174,269	3/1965	Londo	56/340.1

1 Claim, 3 Drawing Sheets



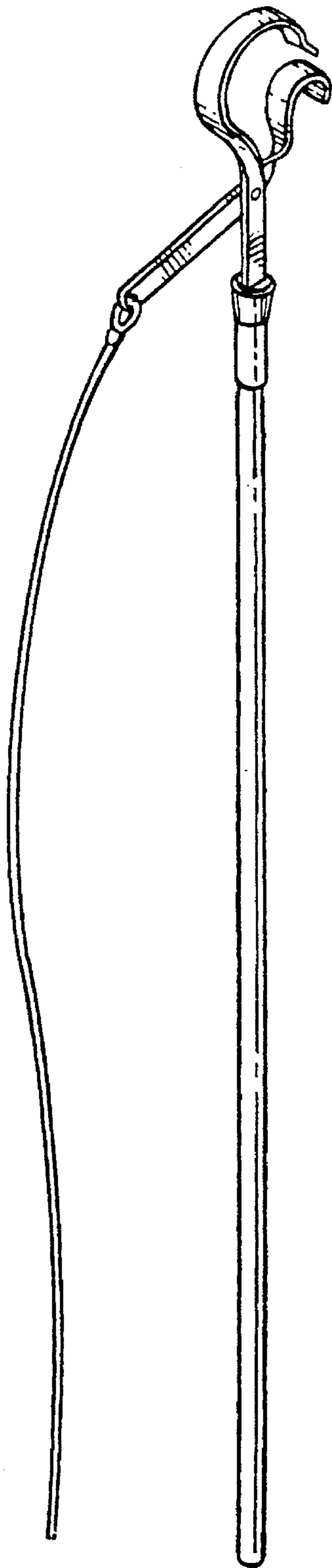


FIG. 1

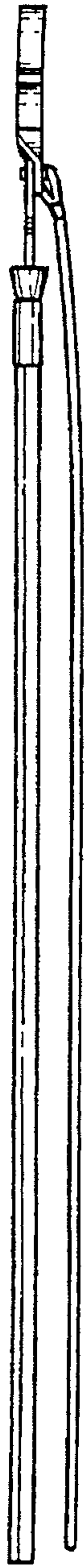


FIG. 2




FIG. 3

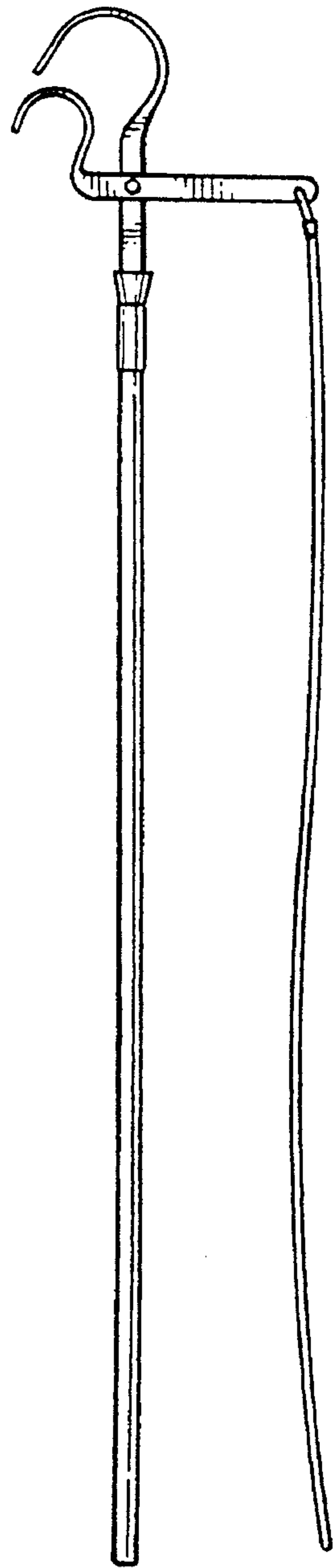


FIG. 4

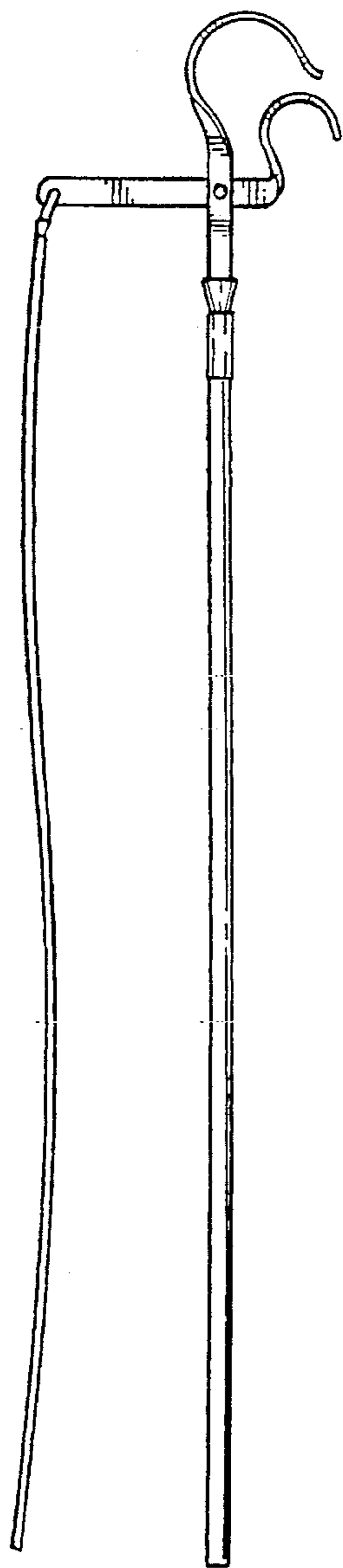


FIG. 5



FIG. 6



FIG. 7