



US00D375874S

United States Patent [19]

Chrisco

[11] Patent Number: **Des. 375,874**

[45] Date of Patent: ****Nov. 26, 1996**

[54] FUNNEL HOLDER

[75] Inventor: **Larry L. Chrisco**, Fairland, Okla.

[73] Assignee: **Blitz U.S.A. Inc.**, Miami, Okla.

[**] Term: **14 Years**

[21] Appl. No.: **43,348**

[22] Filed: **Sep. 5, 1995**

[52] U.S. Cl. **D7/637**

[58] Field of Search D6/512, 553, 567;
D7/602, 637; 211/13, 40, 70.6, 71, 86-87,
89; 248/309.1, 311.2, 312

[56] References Cited

U.S. PATENT DOCUMENTS

D. 257,194	10/1980	von Roth, II	D7/637
D. 317,845	7/1991	Wolff et al.	D7/637
D. 331,855	12/1992	Kaplan	D6/512
D. 364,074	11/1995	Yeh	D7/637
4,557,389	12/1985	Williams et al.	211/13

OTHER PUBLICATIONS

Joan Cook Catalogue (1981) p. 37, Rack for Food Processor Blades.

Better Homes and Gardens (Jun. 1981) p. J2, Safe Storage for Food Processor Blades.

Primary Examiner—Brian N. Vinson

Attorney, Agent, or Firm—Hovey, Williams, Timmons & Collins

[57] CLAIM

The ornamental design for a funnel holder, as shown and described.

DESCRIPTION

FIG. 1 is a front perspective view of the funnel holder; FIG. 2 is a front elevational view of the funnel holder; FIG. 3 is a bottom plan view of the funnel holder; FIG. 4 is a rear elevational view of the funnel holder; FIG. 5 is an end elevational view of the funnel holder; and, FIG. 6 is a top plan view of the funnel holder.

1 Claim, 2 Drawing Sheets

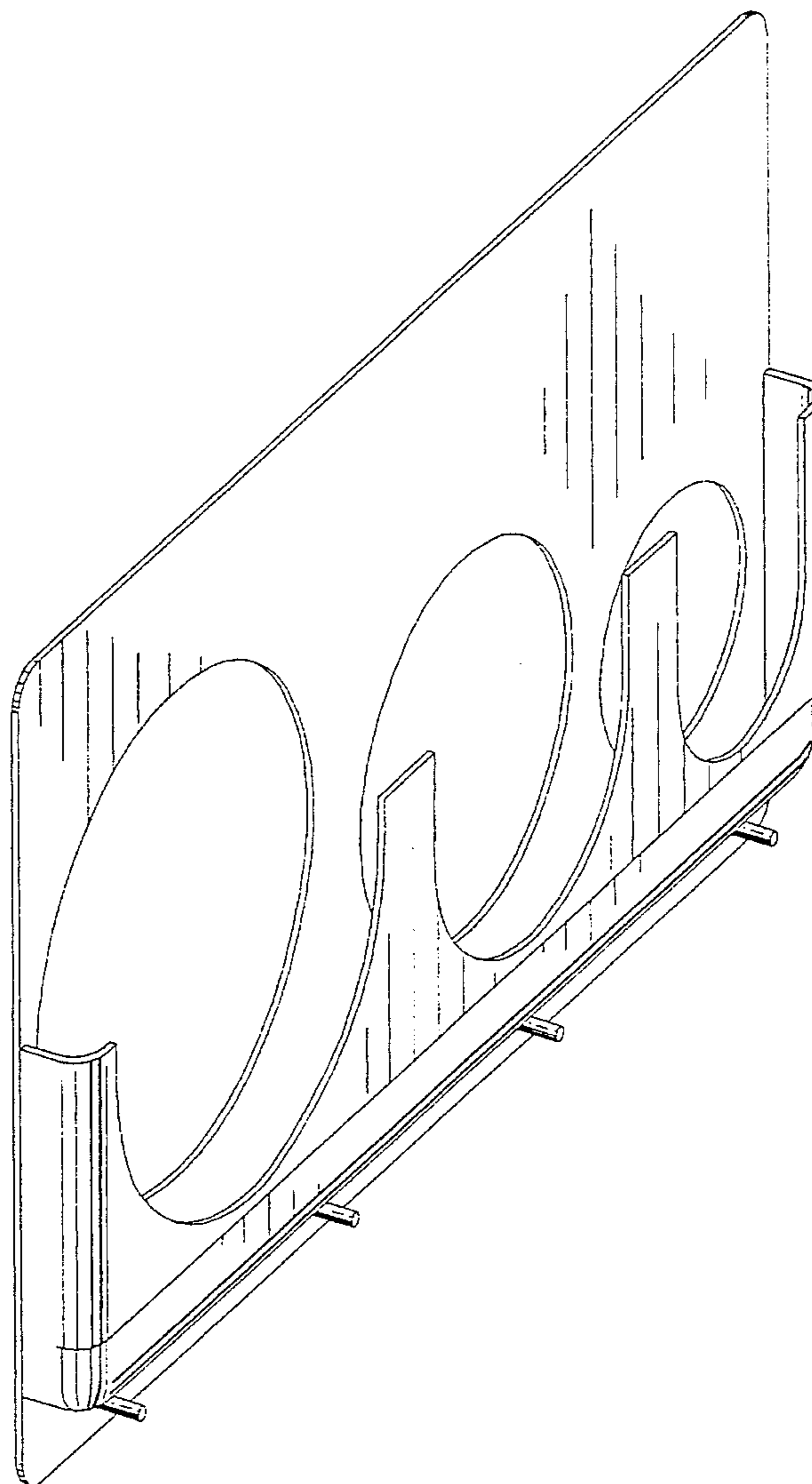


Fig. 1.




Fig. 5.


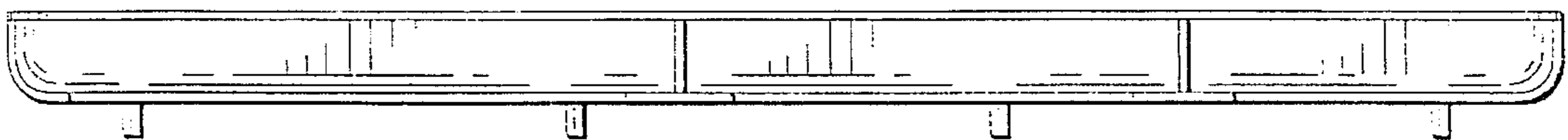


Fig. 6.



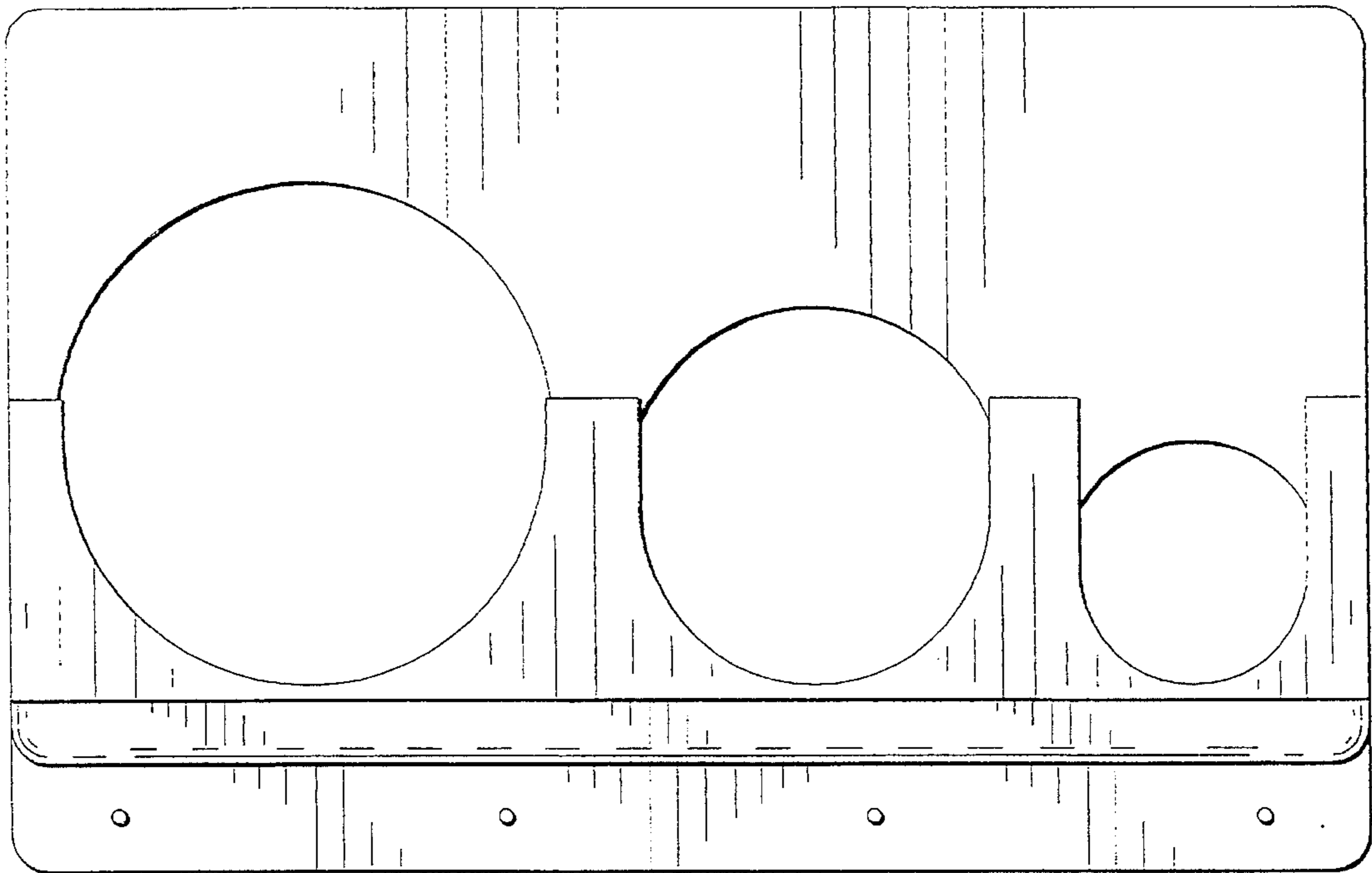


Fig. 2.

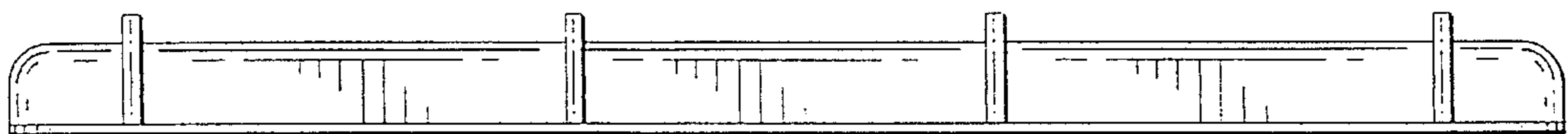


Fig. 3.

Fig. 4.

