



US00D375867S

United States Patent [19]

[11] Patent Number: **Des. 375,867**

Sparks

[45] Date of Patent: ****Nov. 26, 1996**

[54] **COOKING RANGE**

[75] Inventor: **Walton E. Sparks**, Dublin, Ohio

[73] Assignee: **White Consolidated Industries, Inc.**,
Cleveland, Ohio

[**] Term: **14 Years**

[21] Appl. No.: **46,028**

[22] Filed: **Nov. 6, 1995**

[52] U.S. Cl. **D7/340**

[58] Field of Search D7/340, 347, 348;
219/391, 392, 395, 422, 423, 445, 446;
126/273 R, 190, 19 R

D. 150,937	9/1948	Ferar .	
D. 162,974	4/1951	Morgen et al.	D7/340
D. 349,004	7/1994	Ivanovich	D7/340
2,337,095	12/1943	Frick .	
3,923,037	12/1975	Donato	99/339

Primary Examiner—Louis S. Zarfaz
Assistant Examiner—Frank Martinez
Attorney, Agent, or Firm—Pearne, Gordon, McCoy & Granger

[57] CLAIM

The ornamental design for a cooking range, as shown and described.

DESCRIPTION

FIG. 1 is a front perspective view of a cooking range, showing my new design;
FIG. 2 is a front elevational view thereof;
FIG. 3 is a right side elevational view thereof; and,
FIG. 4 is a top plan view thereof.

1 Claim, 2 Drawing Sheets

[56] References Cited

U.S. PATENT DOCUMENTS

D. 76,318	9/1928	Methudy .
D. 119,283	3/1940	Rettich .
D. 126,728	4/1941	Culver, Jr. .
D. 142,042	8/1945	Stewart .





Fig. 1



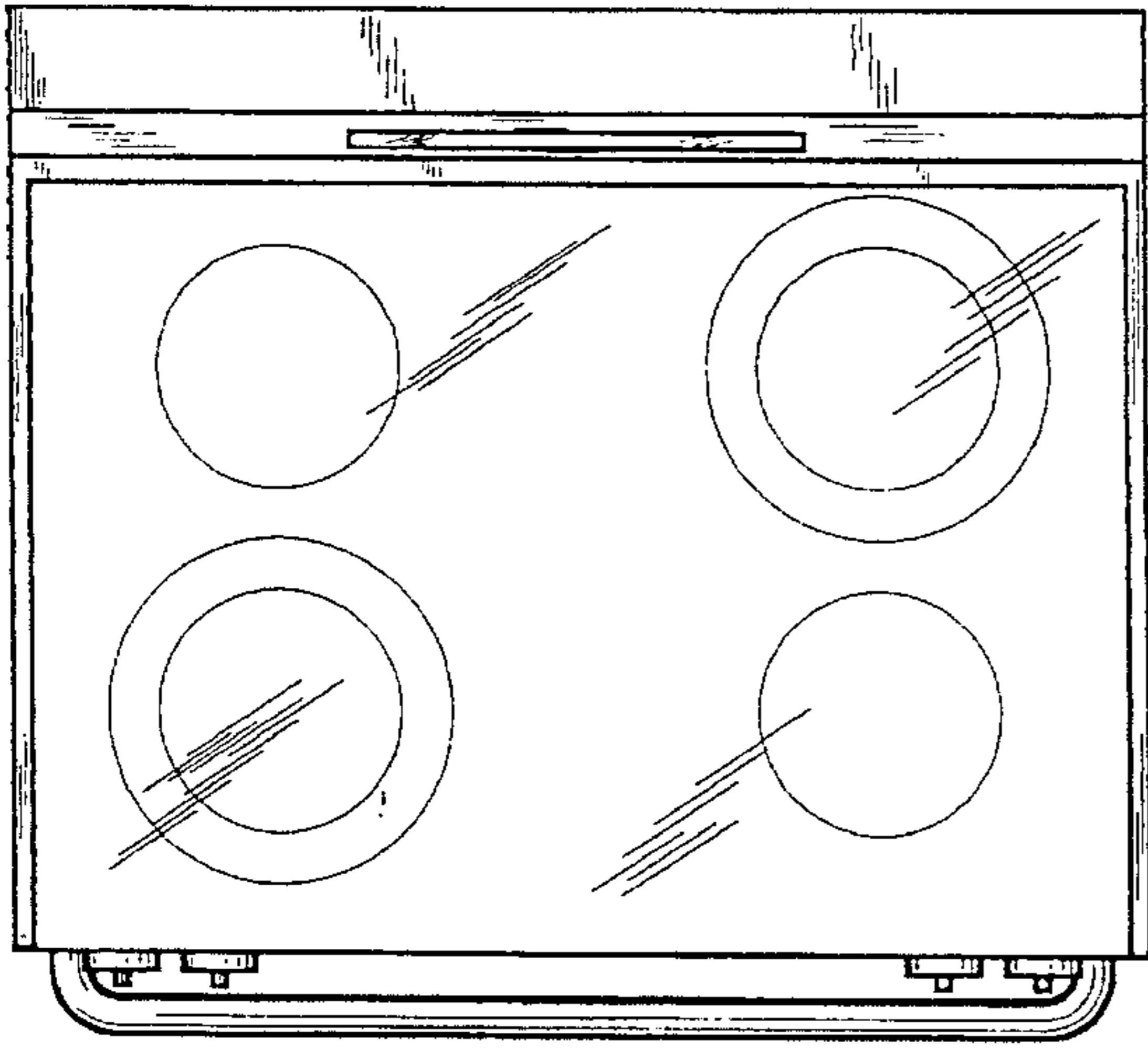


Fig. 4




Fig. 2

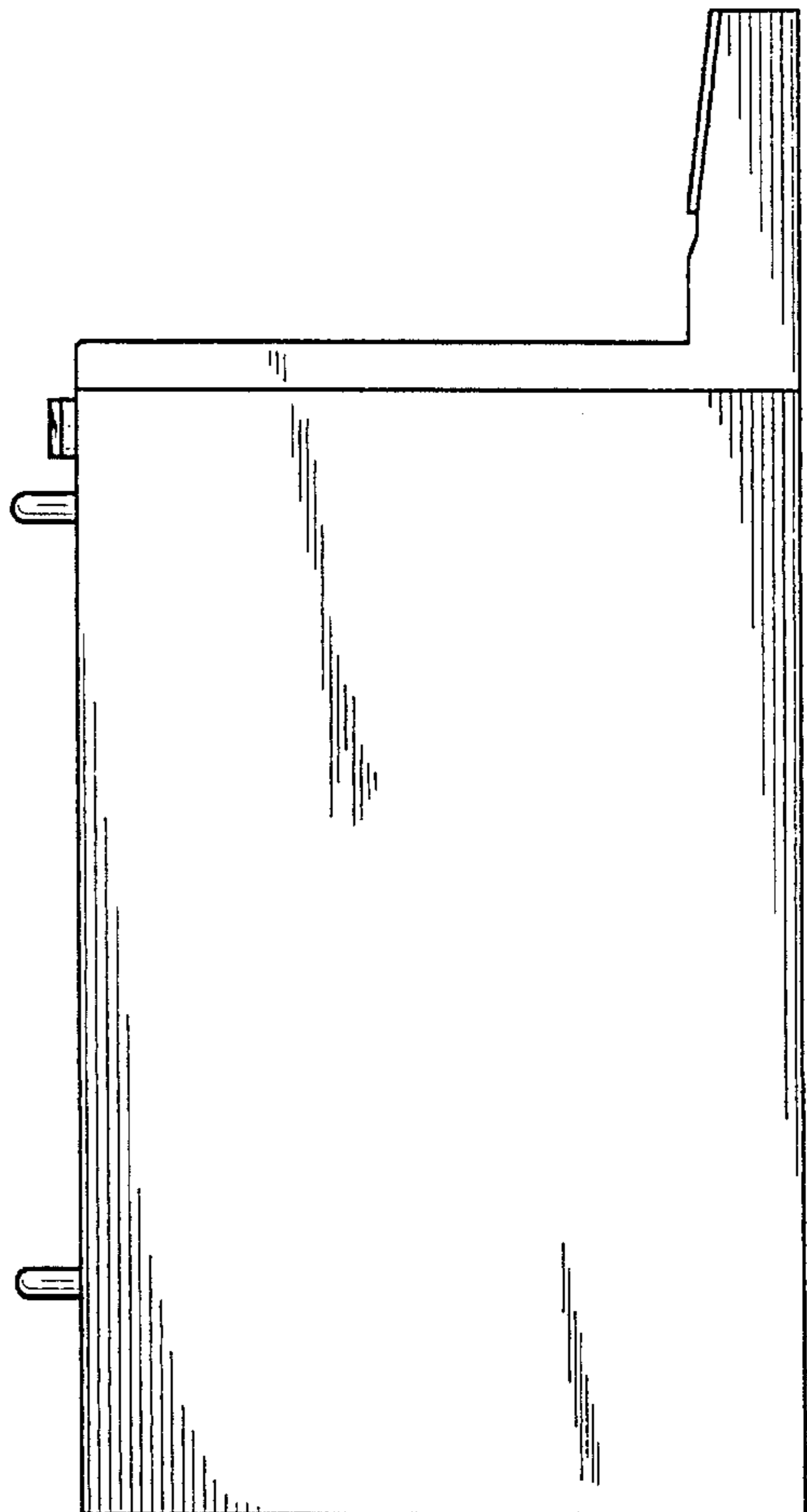


Fig. 3