



US00D375856S

**United States Patent** [19]  
**Martin**

[11] **Patent Number: Des. 375,856**

[45] **Date of Patent: \*\*Nov. 26, 1996**

[54] **MICROWAVE DISH STORAGE SHELF**

[75] **Inventor: Robert H. Martin, Columbus, Ohio**

[73] **Assignee: White Consolidated Industries, Inc.,  
Cleveland, Ohio**

[\*\*] **Term: 14 Years**

[21] **Appl. No.: 48,269**

[22] **Filed: Dec. 22, 1995**

[52] **U.S. Cl. .... D6/511; D15/89**

[58] **Field of Search ..... D6/511, 510, 512,  
D6/573, 574; D15/89, 90; 211/40, 41, 88,  
90, 153; D9/341; 312/245, 9.1, 9.9, 9.48,  
9.52, 348.3, 245; 220/532**

D. 344,739	3/1994	Edman et al. .	
2,021,065	11/1935	Hurlburt .....	D15/89 X
3,682,521	8/1972	Kesling .	
4,740,042	4/1988	Stich et al. .	
5,004,305	4/1991	Montuoro et al. .	
5,160,191	11/1992	Holland et al. .	
5,226,707	7/1993	Han et al. .	
5,362,145	11/1994	Bird et al. ....	211/153

*Primary Examiner*—B. J. Bullock

*Assistant Examiner*—Linda Brooks

*Attorney, Agent, or Firm*—Pearne, Gordon, McCoy & Granger

[57] **CLAIM**

The ornamental design for a microwave dish storage shelf, as shown and described.

**DESCRIPTION**

FIG. 1 is a front perspective view of a microwave dish storage shelf, showing my new design;

FIG. 2 is a front elevational view thereof;

FIG. 3 is a right side elevational view thereof;

FIG. 4 is a top plan view thereof;

FIG. 5 is a back elevational view thereof; and,

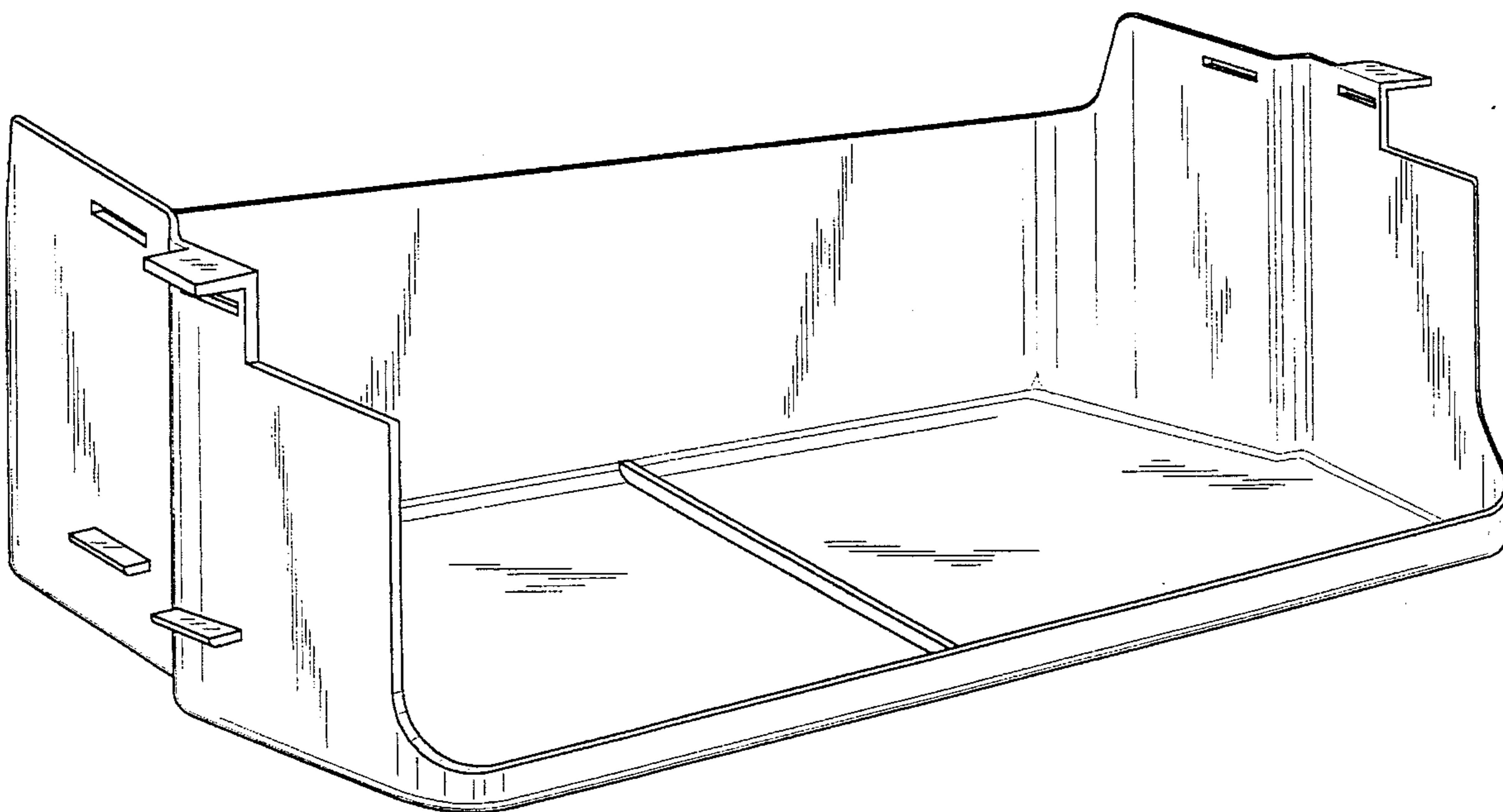
FIG. 6 is a bottom plan view thereof.

[56] **References Cited**

**U.S. PATENT DOCUMENTS**

D. 230,114	1/1974	Jennee .	
D. 236,935	9/1975	Frazelle et al. .	
D. 246,978	1/1978	Armstrong .	
D. 249,009	8/1978	Grove et al. .	
D. 269,657	7/1983	Taylor .	
D. 275,918	10/1984	Taylor .	
D. 284,196	6/1986	Wolff .	
D. 292,516	10/1987	Wolff .....	D15/89

**1 Claim, 3 Drawing Sheets**



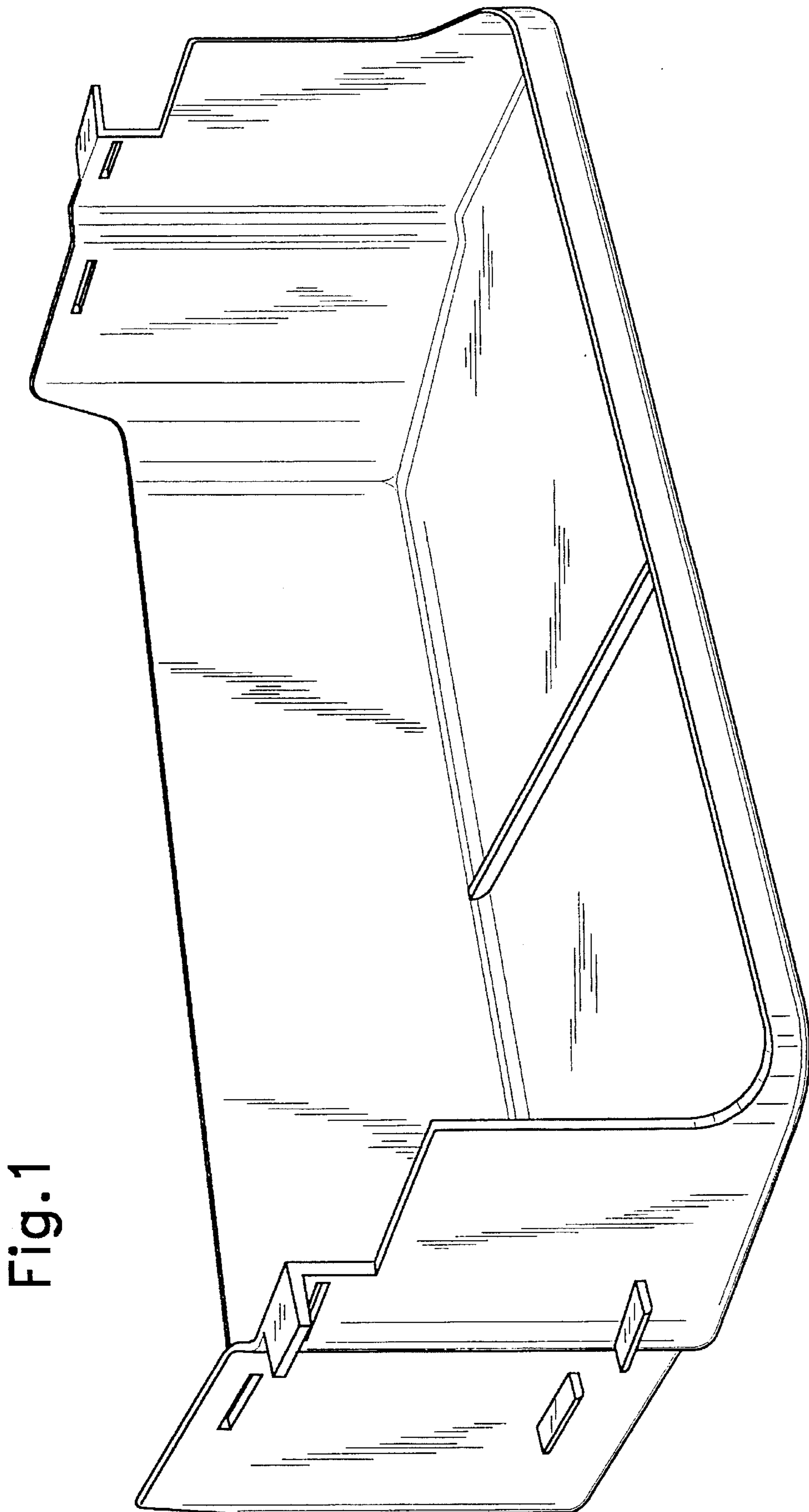


Fig. 1




Fig. 4




Fig. 2

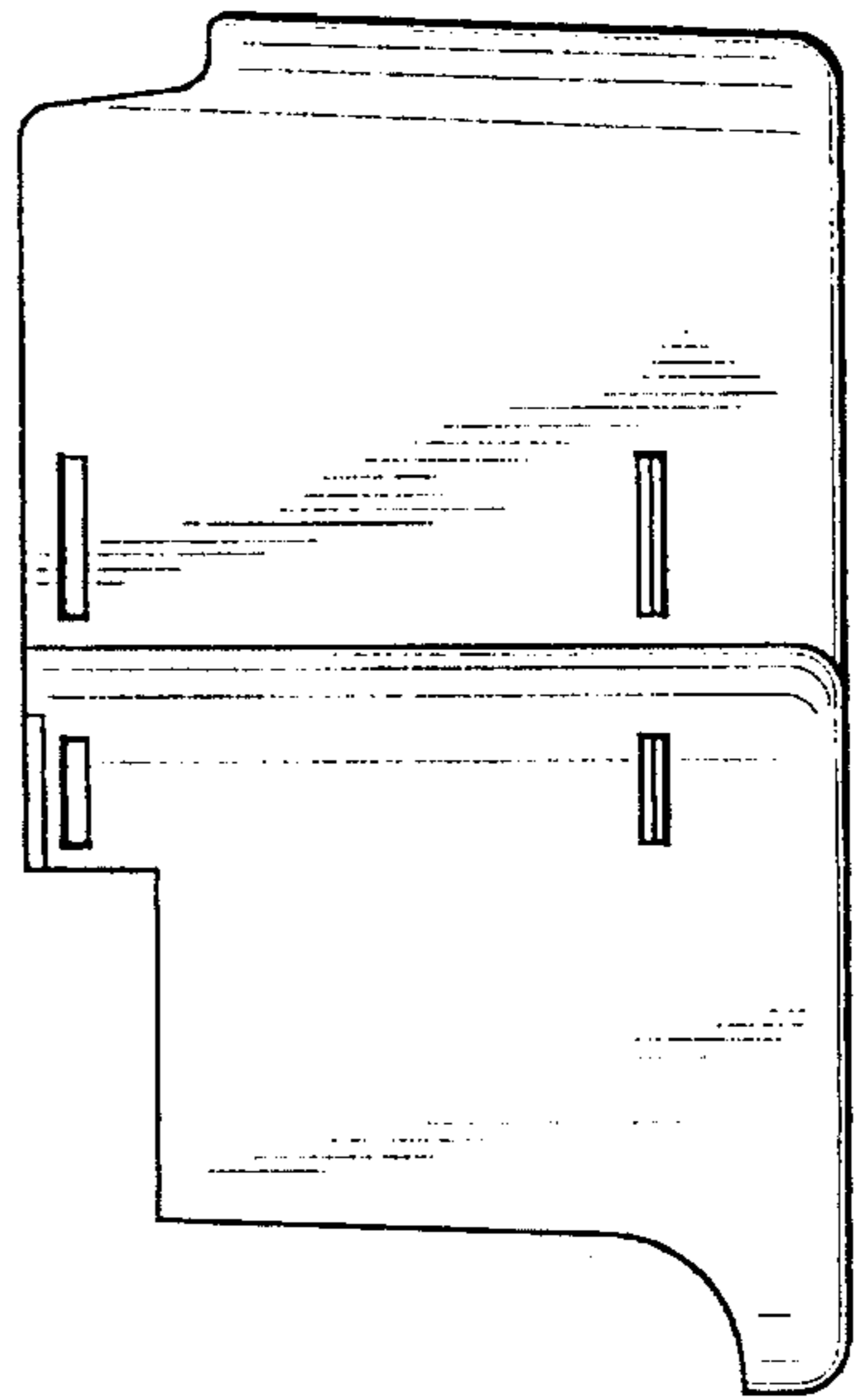


Fig. 3




Fig. 6

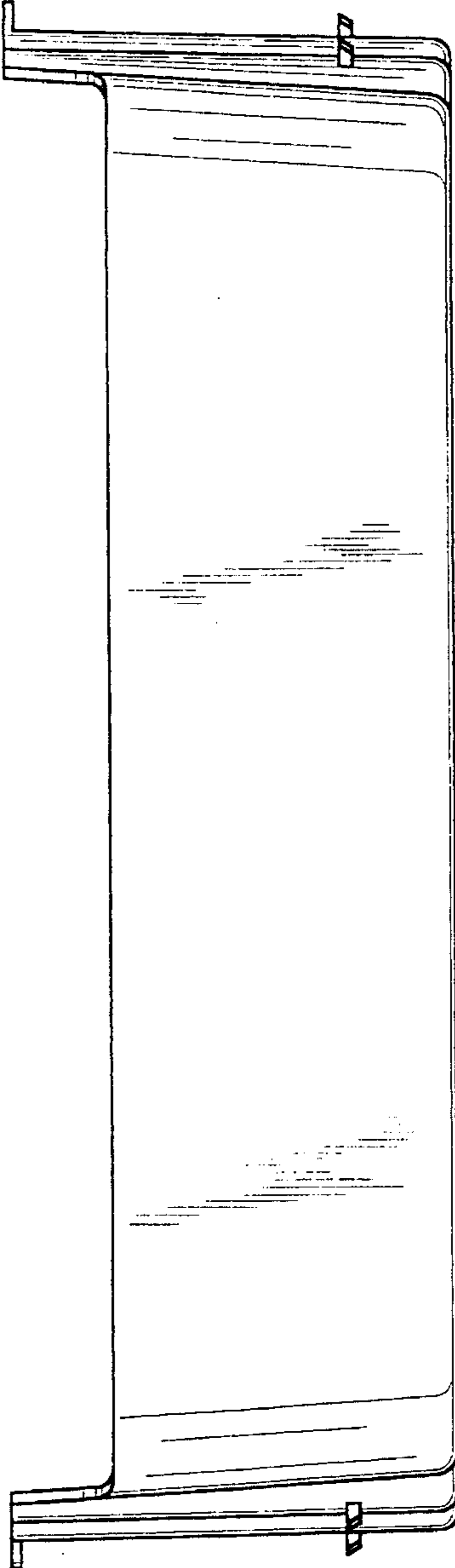


Fig. 5