



US00D375845S

United States Patent [19] Mourgue

[11] Patent Number: **Des. 375,845**

[45] Date of Patent: *****Nov. 26, 1996**

[54] SEAT

[75] Inventor: **Pascal Mourgue**, Paris, France

[73] Assignee: **Cinna of Briord**, Serrieres de Briord, France

[*] Notice: The portion of the term of this patent subsequent to Mar. 26, 2010, has been disclaimed.

[**] Term: **14 Years**

[21] Appl. No.: **39,509**

[22] Filed: **May 30, 1995**

[30] Foreign Application Priority Data

Jan. 9, 1995 [XH] Hague Agreement DM/031 767

[52] U.S. Cl. **D6/334**

[58] Field of Search D6/334, 371, 373, D6/381, 500, 501, 502; 297/232, 445, 446

[56] References Cited

U.S. PATENT DOCUMENTS

D. 112,045	11/1938	Roberts	D6/334
D. 166,961	6/1952	Giglio	D6/334
D. 186,308	10/1959	Knoll	D6/334
D. 234,988	4/1975	Lopez-Benitez	D6/334
D. 246,143	10/1977	Nash	D6/381

D. 263,770	4/1982	Melachior	D6/334
D. 266,715	11/1982	Tiffany, III	D6/381
D. 342,837	1/1994	Forcolini	D6/334

OTHER PUBLICATIONS

Schweiger, Chair #02281-1000 in background center. Abitare supplement, May 1982, p. 18, sofa at top. NHFA's Competitive Edge, Apr. 1983, p. 112, Chair at mid-page left. Abitare Identikit, pp. 24 & 25, chair at bottom center on p. 24.

Primary Examiner—Gary D. Watson
Attorney, Agent, or Firm—Mathews, Woodbridge & Collins

[57] CLAIM

The ornamental design for a seat, as shown and described.

DESCRIPTION

FIG. 1 is a front perspective view of a seat, showing my new design;
FIG. 2 is a front elevational view thereof;
FIG. 3 is a side elevational view thereof, taken from the left of FIG. 2, the elevational view opposite that shown in FIG. 3 being the mirror image thereof;
FIG. 4 is a rear elevational view thereof;
FIG. 5 is a top plan view thereof; and,
FIG. 6 is a bottom plan view thereof.

1 Claim, 6 Drawing Sheets




FIG. 1

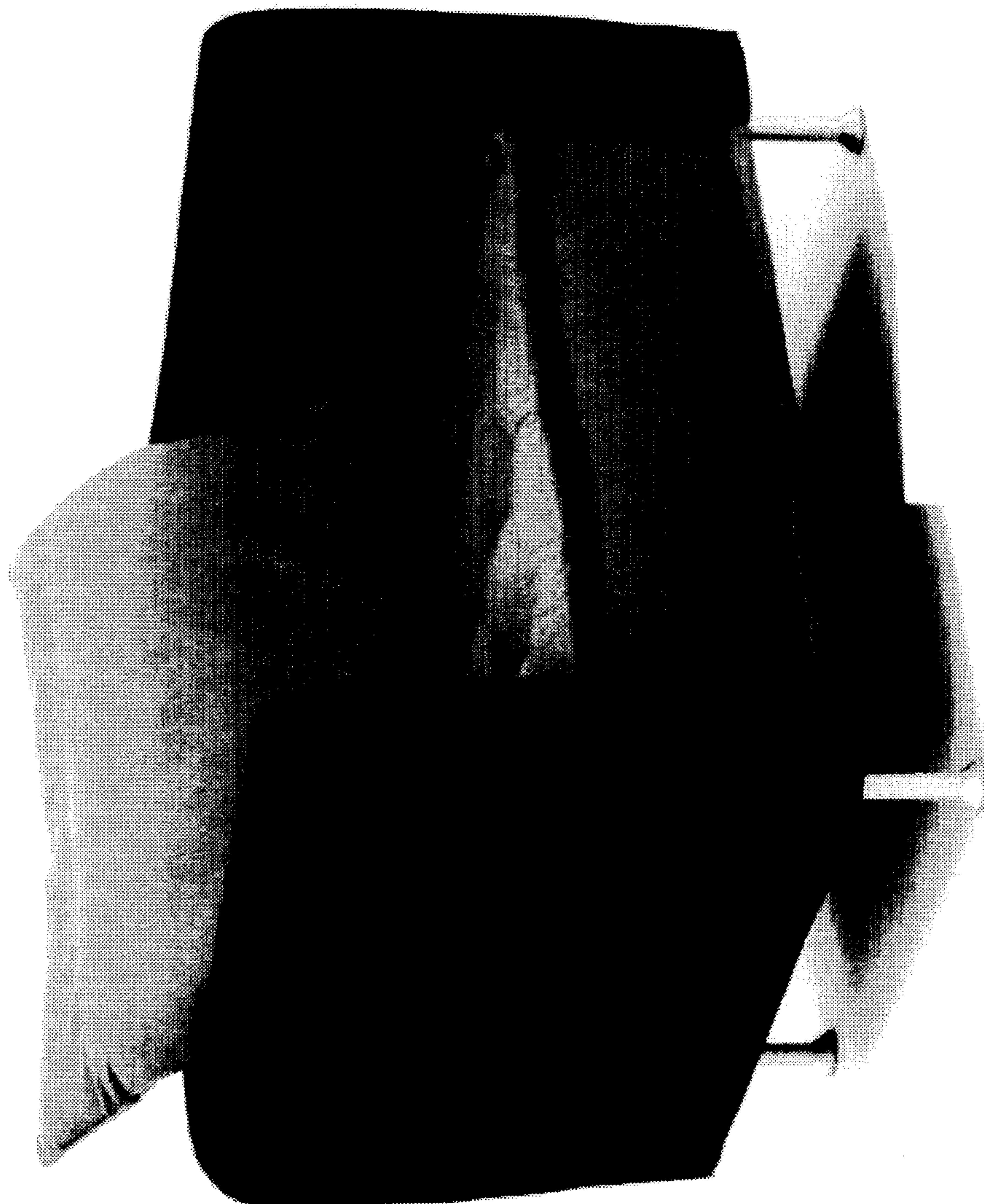


FIG. 2




FIG. 3




FIG. 4



FIG. 5

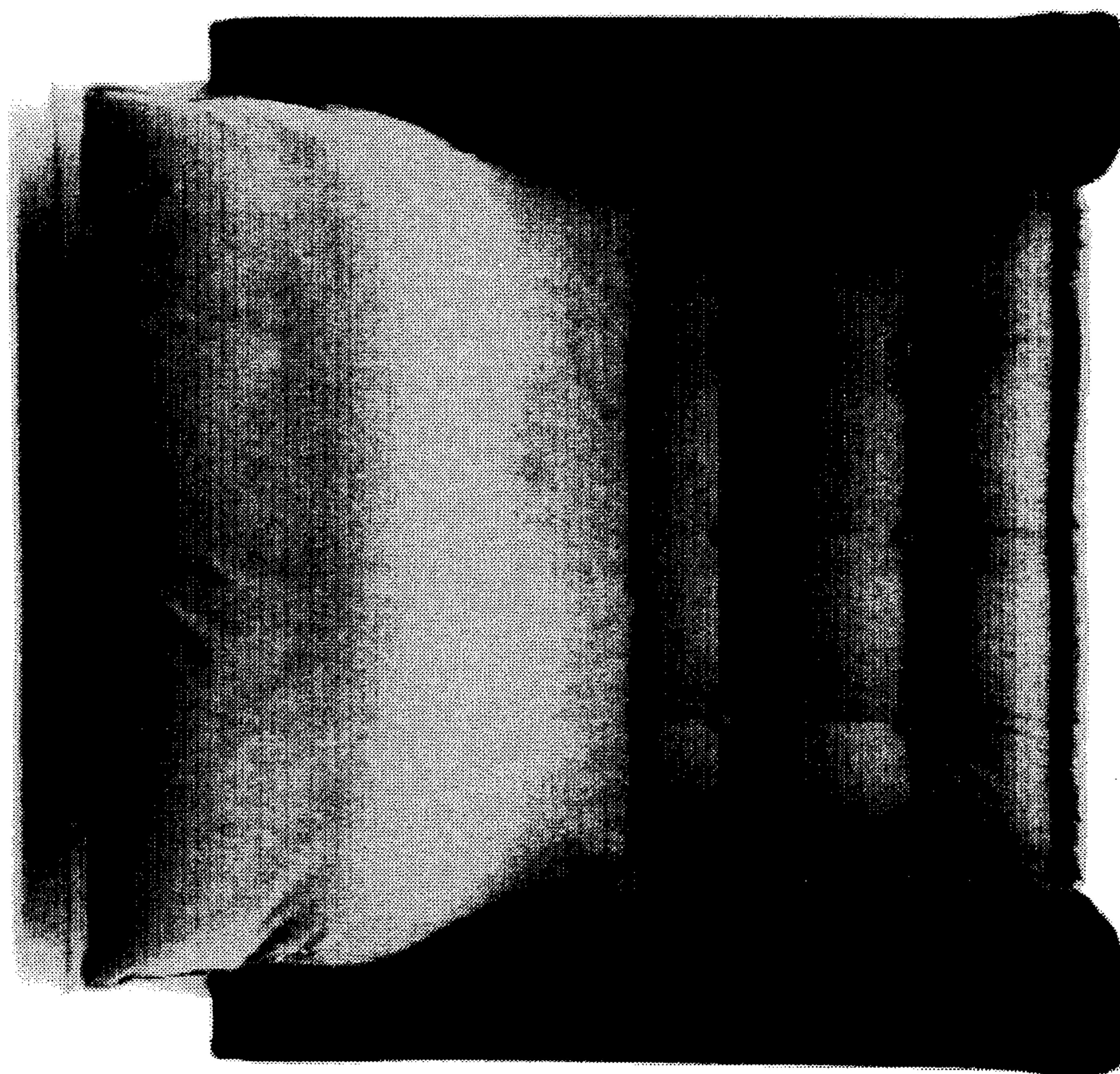


FIG. 6

