



US00D375831S

United States Patent [19]

[11] **Patent Number: Des. 375,831**

Perry

[45] **Date of Patent: **Nov. 26, 1996**

[54] **TENSION AND LENGTH ADJUSTER FOR A SHOELACE OR SHOCK CORD**

3,296,669 1/1967 Elder, Jr. D8/383
4,884,321 12/1989 Holub 24/712.2 X

[75] Inventor: **David L. Perry**, Essex Junction, Vt.

Primary Examiner—Doris V. Coles
Attorney, Agent, or Firm—Thomas N. Neiman

[73] Assignee: **D P Design, Inc.**, Williston, Vt.

[57] **CLAIM**

[**] Term: **14 Years**

The ornamental design for a tension and length adjuster for a shoelace or shock cord, as shown and described.

[21] Appl. No.: **39,839**

DESCRIPTION

[22] Filed: **Jun. 6, 1995**

[52] **U.S. Cl.** **D2/978**; D2/946; D8/356

[58] **Field of Search** D2/978, 945, 946;
26/136; 24/712.2, 712.7; D8/356, 383

FIG. 1 is a top plan view of a tension and length adjuster for a shoelace or shock cord, showing my new design;

FIG. 2 is a left side elevational view, the right side being a mirror image thereof;

FIG. 3 is a bottom plan view thereof;

FIG. 4 is a front elevational view, the rear being a mirror image thereof; and,

FIG. 5 is a perspective view thereof.

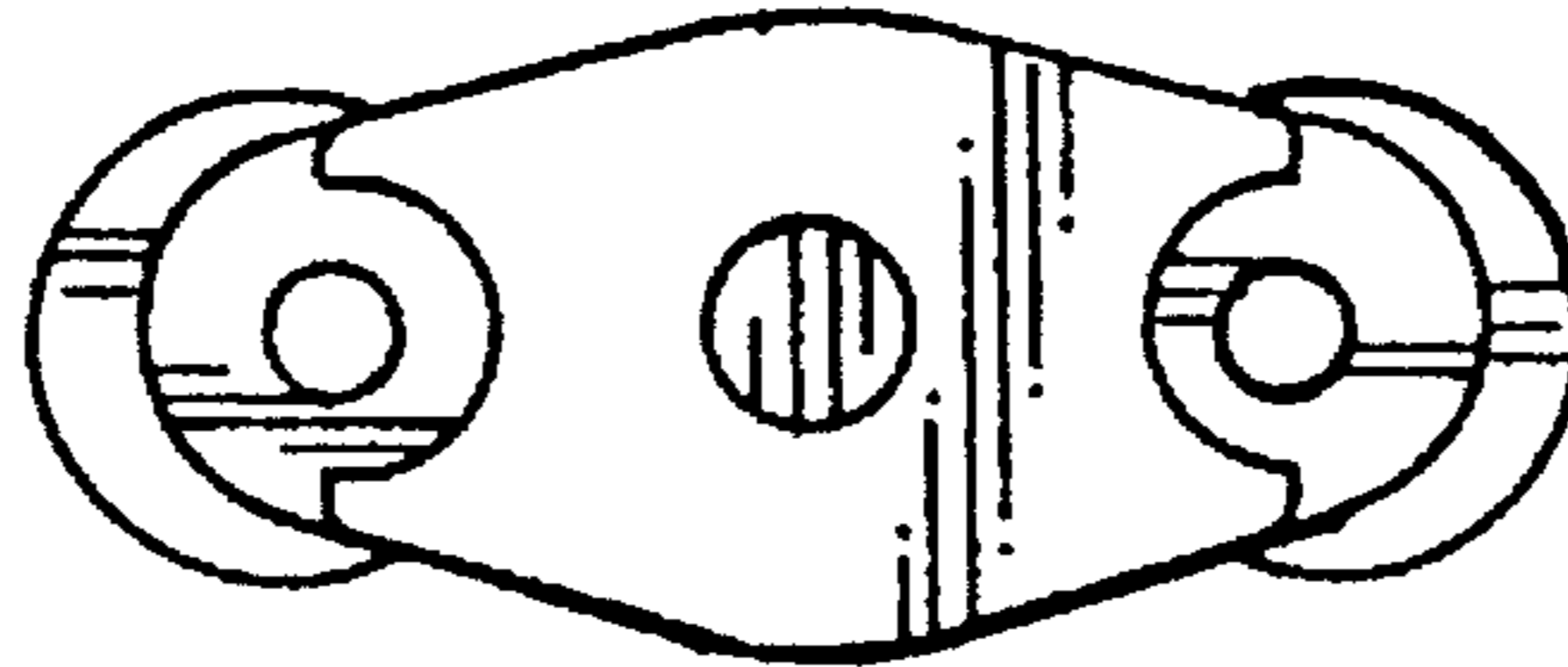
The broken line showing of cord in FIG. 5 is for illustrative purposes only and forms no part of the claimed design.

[56] **References Cited**

U.S. PATENT DOCUMENTS

D. 328,241	7/1992	Longstreet	D8/356 X
D. 364,084	11/1995	Yaich	D8/356
662,519	11/1900	Beach	24/712.7
756,940	4/1904	Conger	24/712.7
1,570,015	1/1926	Troxell	24/712.2
2,324,962	7/1943	Storey	24/712.2

1 Claim, 1 Drawing Sheet



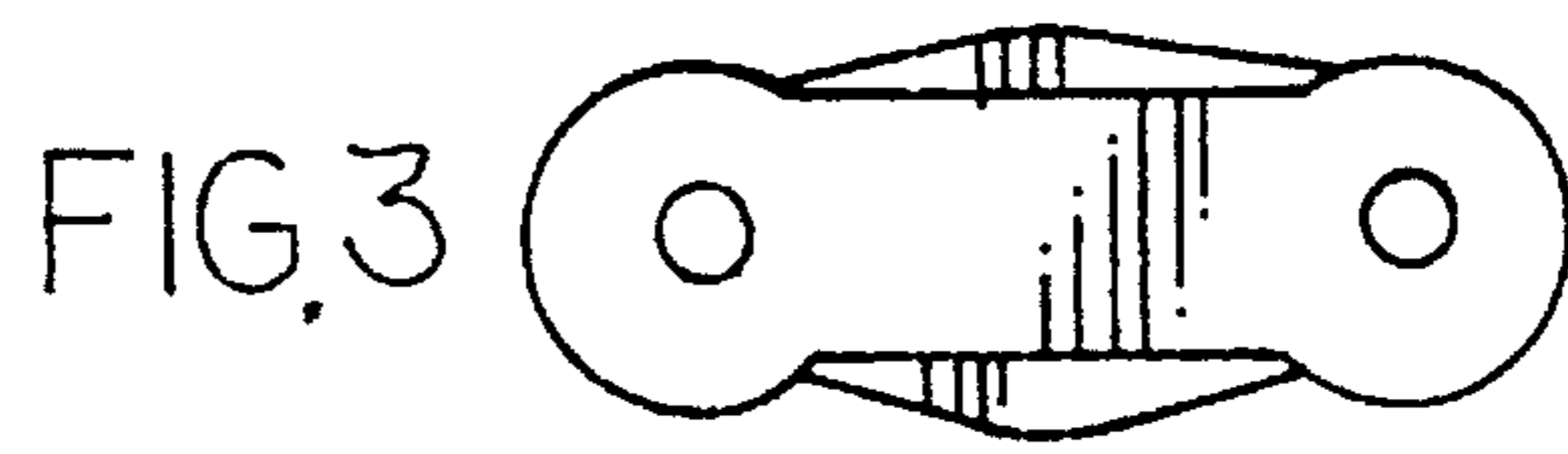


FIG.2

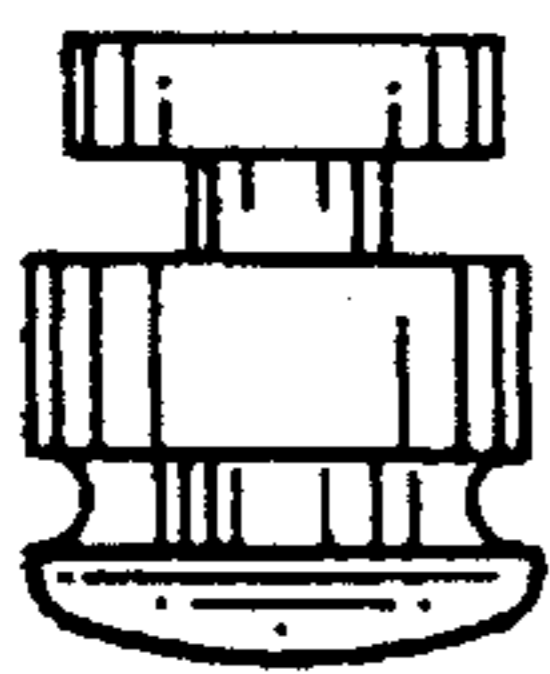


FIG.4

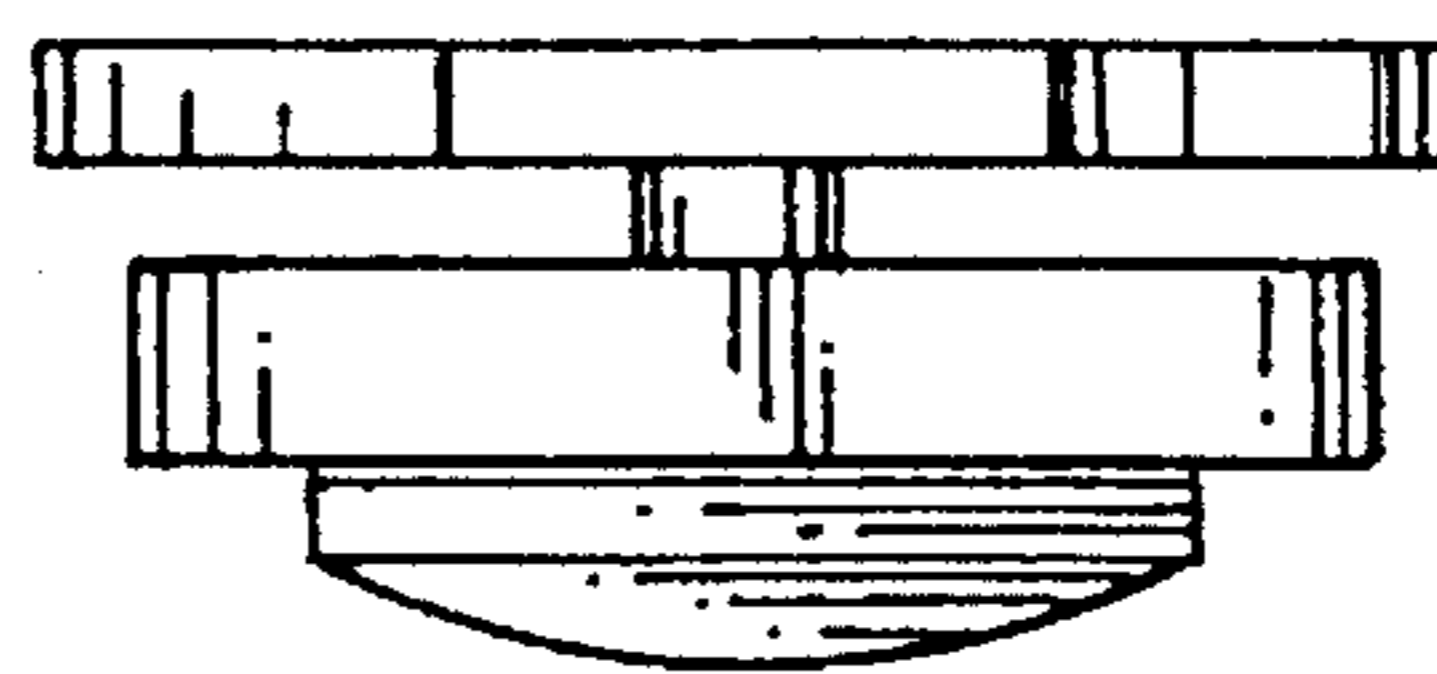


FIG.1

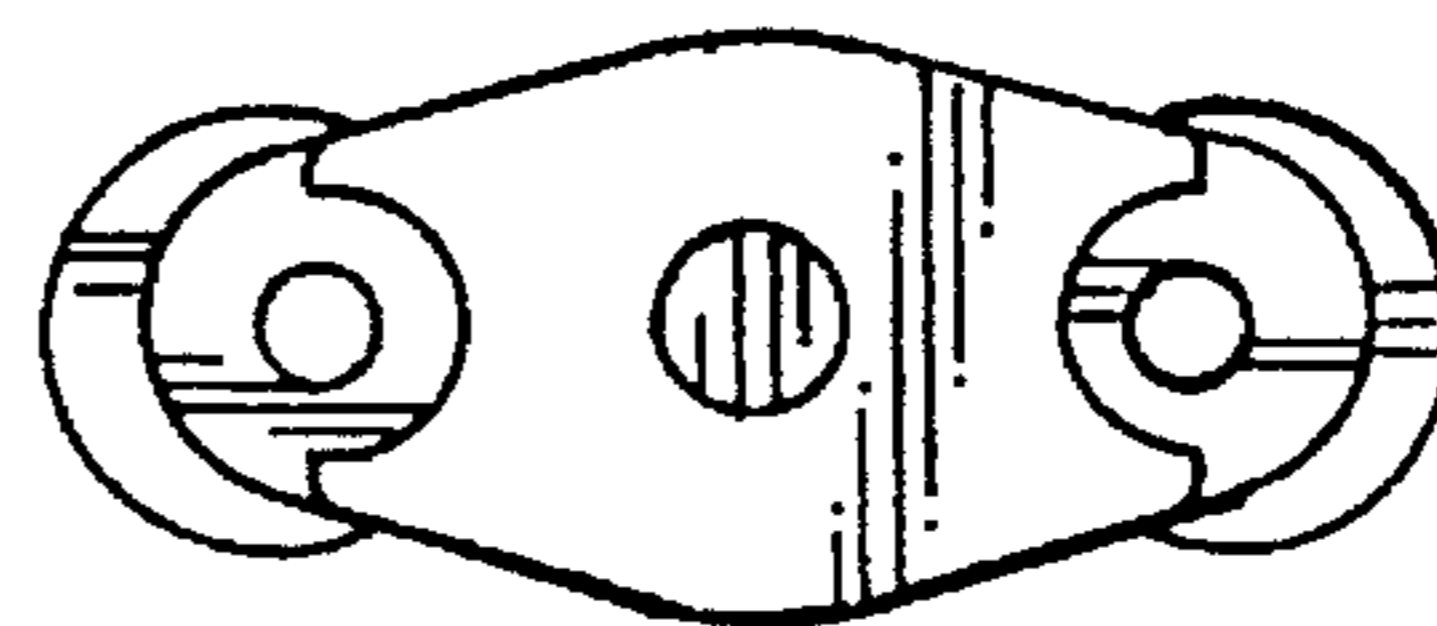


FIG.5

