



US00D375823S

# United States Patent [19]

Bleiweis

[11] Patent Number: **Des. 375,823**

[45] Date of Patent: **\*\*Nov. 26, 1996**

[54] **ADJUSTABLE WEIGHT BELT**

[75] Inventor: **Mark C. Bleiweis**, Fairlawn, Ohio

[73] Assignee: **Fitness Quest Inc.**, Canton, Ohio

[\*\*] Term: **14 Years**

3,192,723 7/1965 Apperson ..... D21/238 X  
 3,374,636 3/1968 Mason ..... 405/186  
 3,603,316 9/1971 Lehman .  
 4,305,685 12/1981 Rentfrow .  
 4,501,027 2/1985 Olsson .  
 4,829,604 5/1989 Allen et al. .... 2/170  
 5,148,549 9/1992 Sydor .  
 5,363,790 11/1994 Matsuoka .

[21] Appl. No.: **50,428**

[22] Filed: **Feb. 20, 1996**

[52] U.S. Cl. .... **D2/624; D2/627; D21/238; D24/190**

[58] **Field of Search** ..... D2/624, 627, 629; 2/300, 301, 309, 311, 312, 336, 338, 321, 170; D24/143, 190; D21/238; 405/186; 224/682, 901, 901.4; 602/19, 36; 128/95.1

*Primary Examiner*—Paula A. Mortimer  
*Attorney, Agent, or Firm*—Sand & Sebolt

## [57] CLAIM

The ornamental design for an adjustable weight belt, as shown and described.

## DESCRIPTION

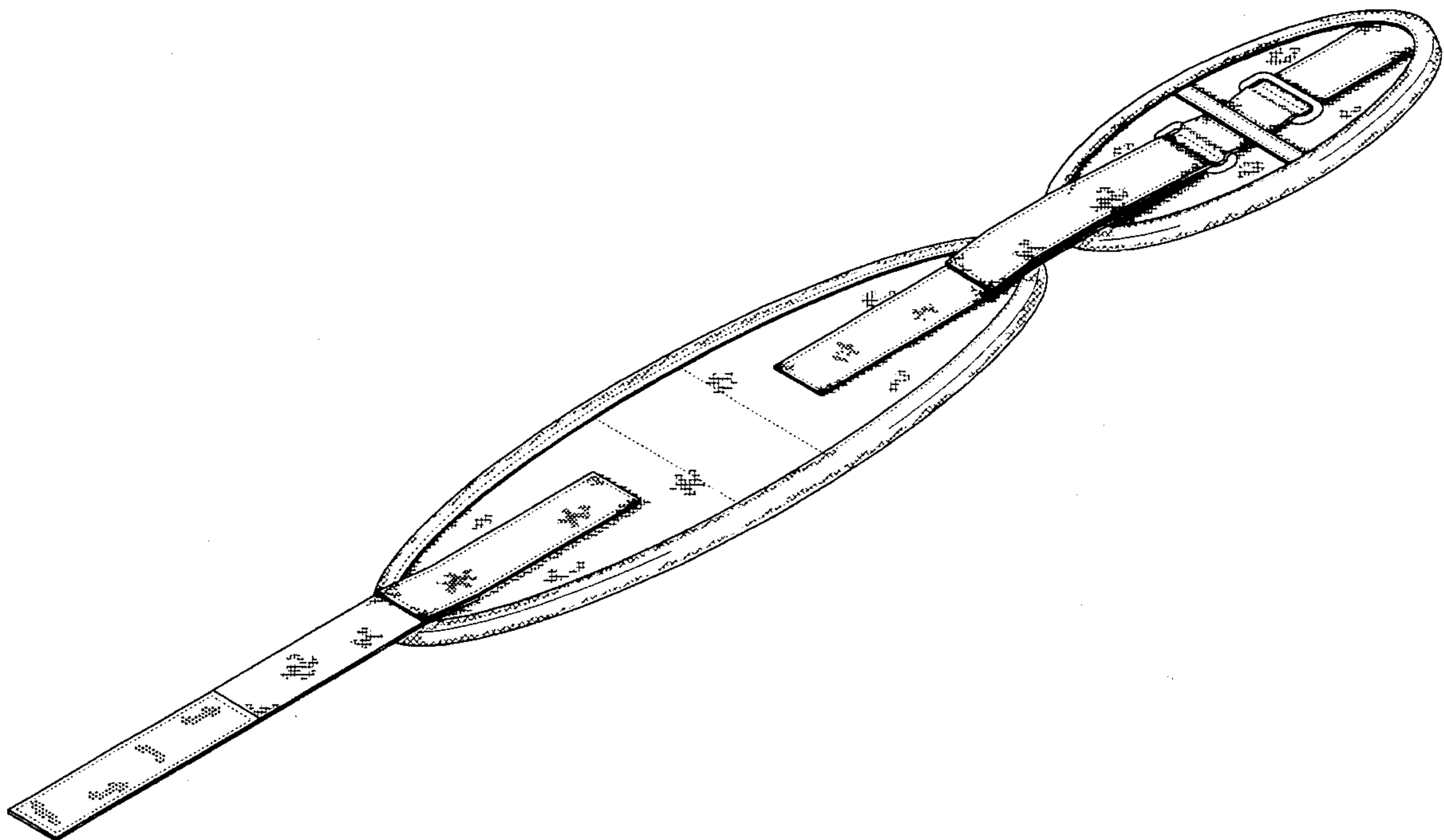
FIG. 1 is a front perspective view of an adjustable weight belt showing my new design;  
 FIG. 2 is a top plan view thereof;  
 FIG. 3 is a side elevational view thereof, the opposite side is a mirror image;  
 FIG. 4 is a bottom plan view thereof;  
 FIG. 5 is a right end elevational view thereof; and,  
 FIG. 6 is a left end elevational view thereof.

## [56] References Cited

### U.S. PATENT DOCUMENTS

D. 222,511 10/1971 Ventre ..... D21/238  
 D. 296,919 7/1988 Faulconer et al. .... D21/238  
 D. 302,301 7/1989 Robinette-Lehman ..... D24/143  
 D. 358,215 5/1995 Reed ..... D24/190  
 824,598 6/1906 Spittle et al. .  
 2,661,888 12/1953 Sidlinger ..... D2/627 X

**1 Claim, 2 Drawing Sheets**



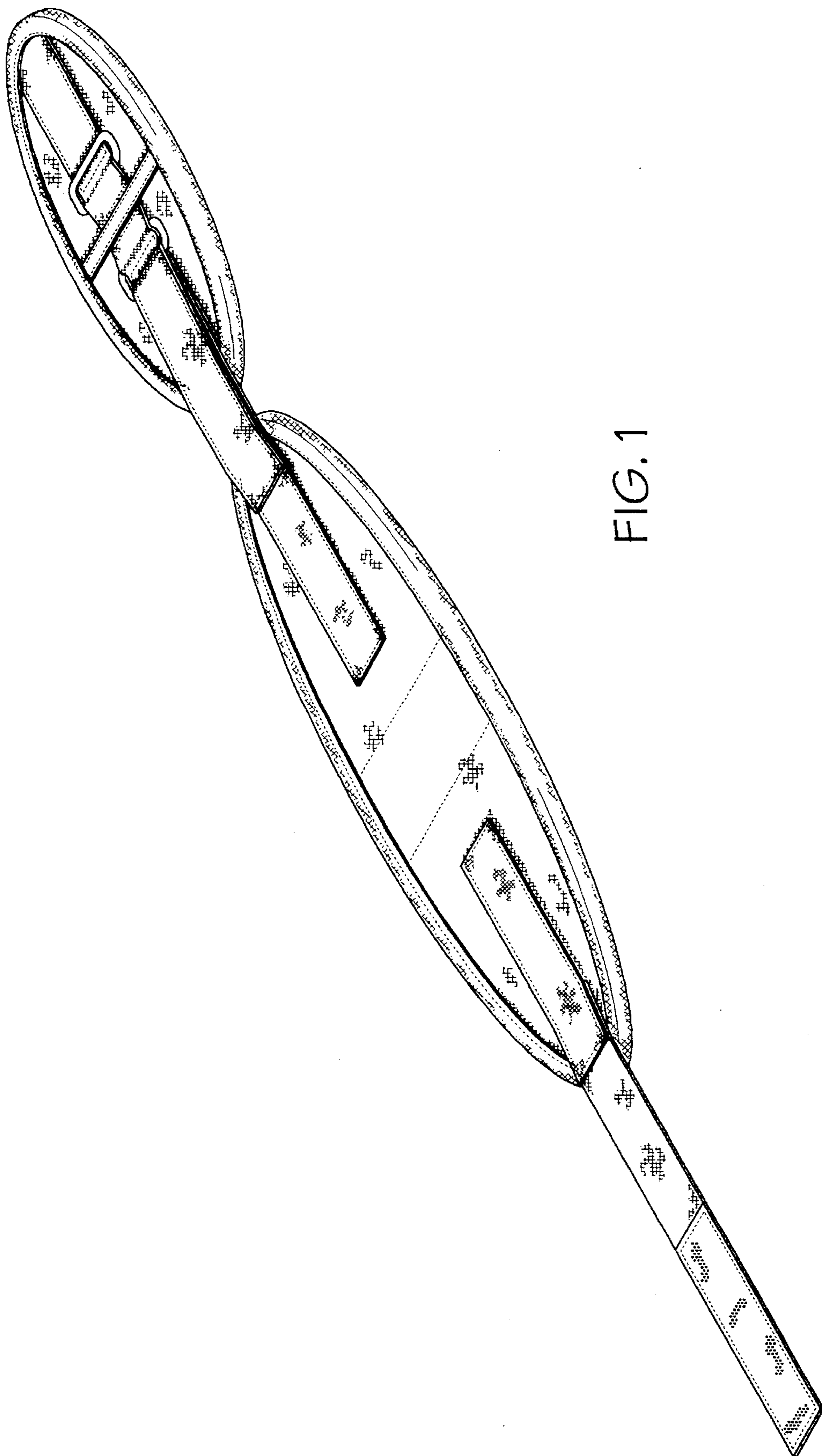


FIG. 1

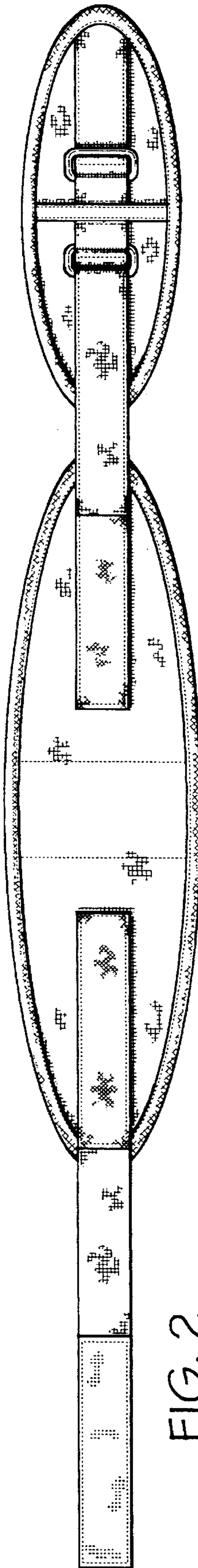


FIG. 2



FIG. 3

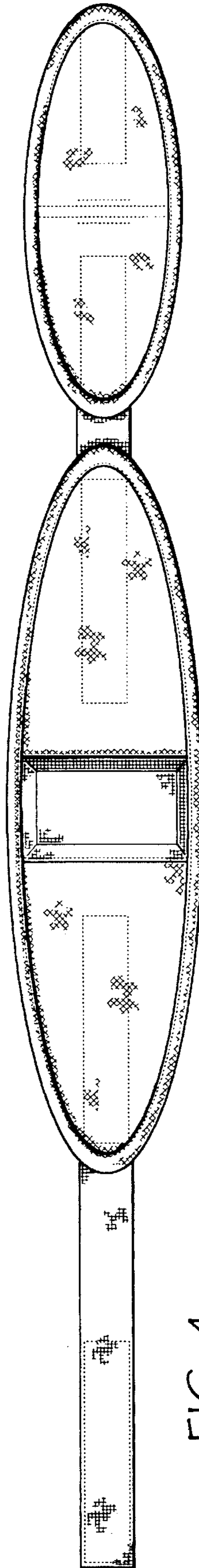


FIG. 4



FIG. 5



FIG. 6