



US00D375815S

**United States Patent** [19]  
**Kagasoff**

[11] **Patent Number: Des. 375,815**

[45] **Date of Patent: \*\*Nov. 19, 1996**

[54] **COMBINED CIGAR/CIGARETTE HOLDER AND DIVOT TOOL**

[76] Inventor: **Barry Kagasoff**, 607 S. Hill St., Suite 318, Los Angeles, Calif. 90014

[\*\*] Term: **14 Years**

[21] Appl. No.: **48,887**

[22] Filed: **Jan. 16, 1996**

[52] U.S. Cl. .... **D27/183; D21/234**

[58] Field of Search ..... **D27/183, 187, D27/192, 193; D21/221, 234; 131/187, 202, 330**

[56] **References Cited**

**U.S. PATENT DOCUMENTS**

D. 156,593	12/1949	Angerer .....	D27/183
D. 300,160	3/1989	Johnson .	
D. 327,910	7/1992	Cantlon .	
D. 331,090	11/1992	Cellura .....	D21/234
D. 336,124	6/1993	Ordlock .	
D. 365,133	12/1995	Belmont .....	D21/234
3,001,529	9/1961	Watson .....	D27/183 X
4,838,285	6/1989	Petrone .	

4,960,239	10/1990	Wait .
5,022,650	6/1991	Maddock .
5,226,647	7/1993	Notarmuzi .
5,292,120	3/1994	Pehoski et al. .
5,393,052	2/1995	Kennedy .
5,401,019	3/1995	Wissman et al. .

*Primary Examiner*—Susan J. Lucas  
*Assistant Examiner*—Jennifer Regester  
*Attorney, Agent, or Firm*—Harris Zimmerman

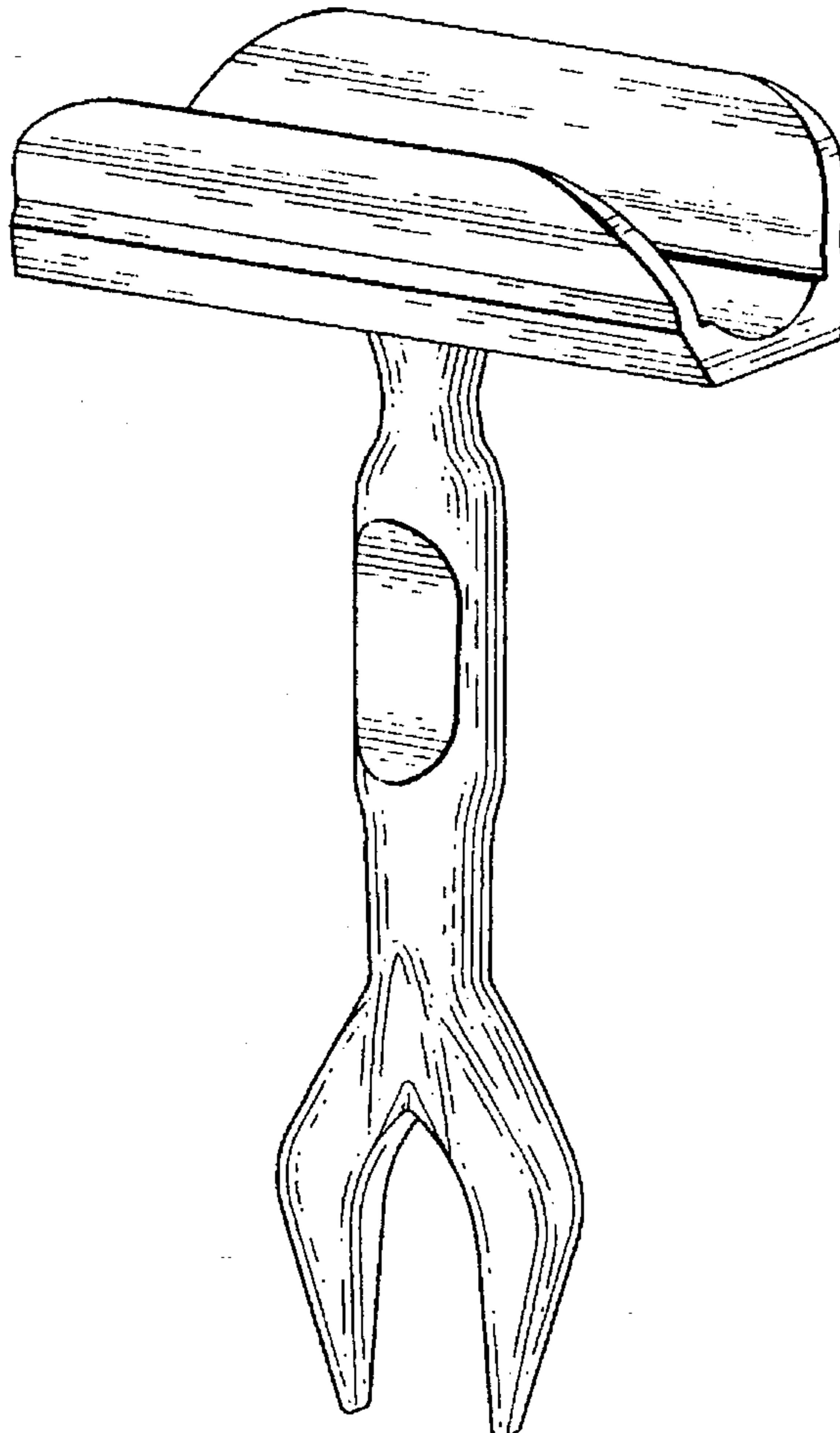
[57] **CLAIM**

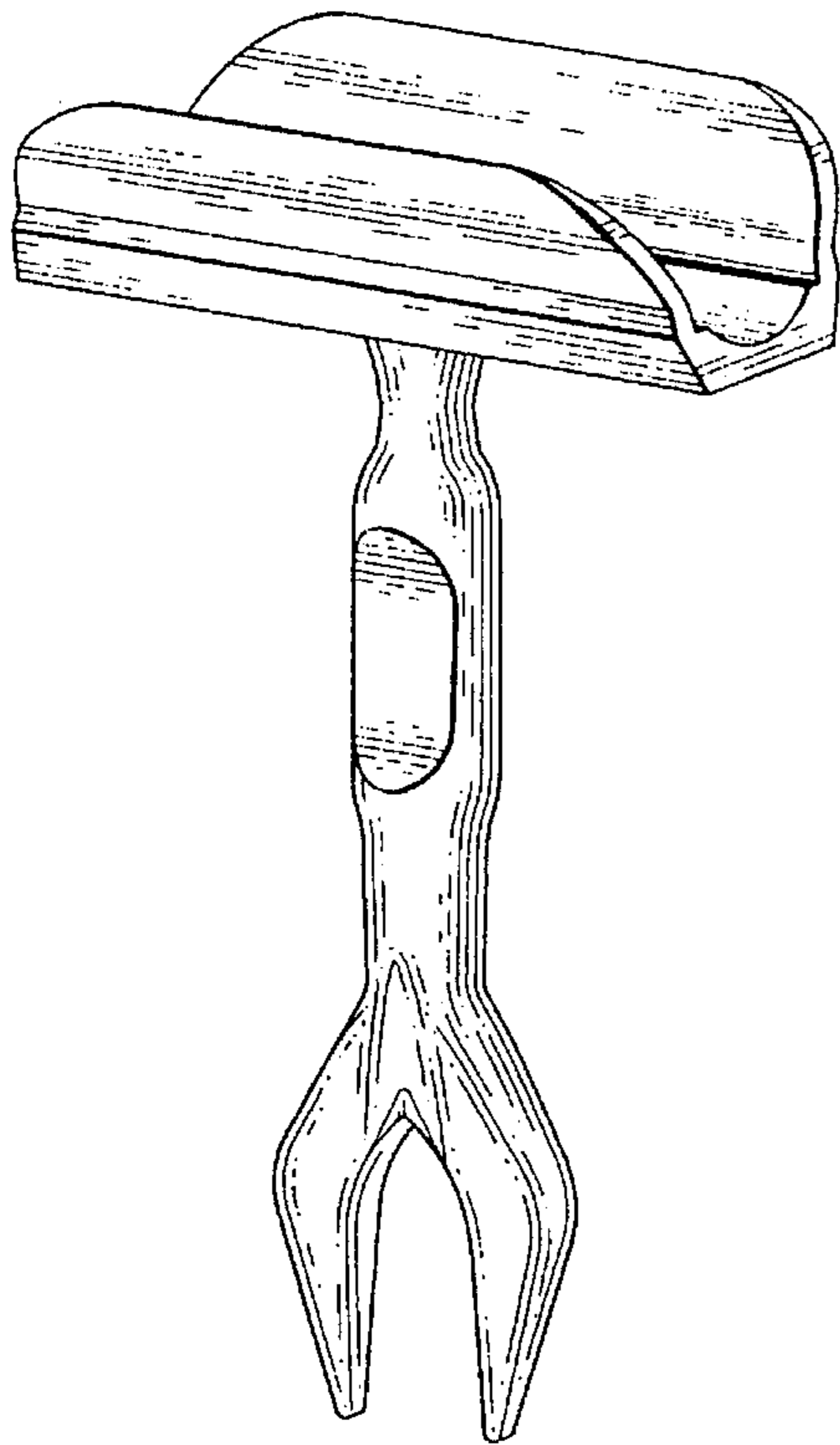
The ornamental design for a combined cigar/cigarette holder and divot tool, as shown and described.

**DESCRIPTION**

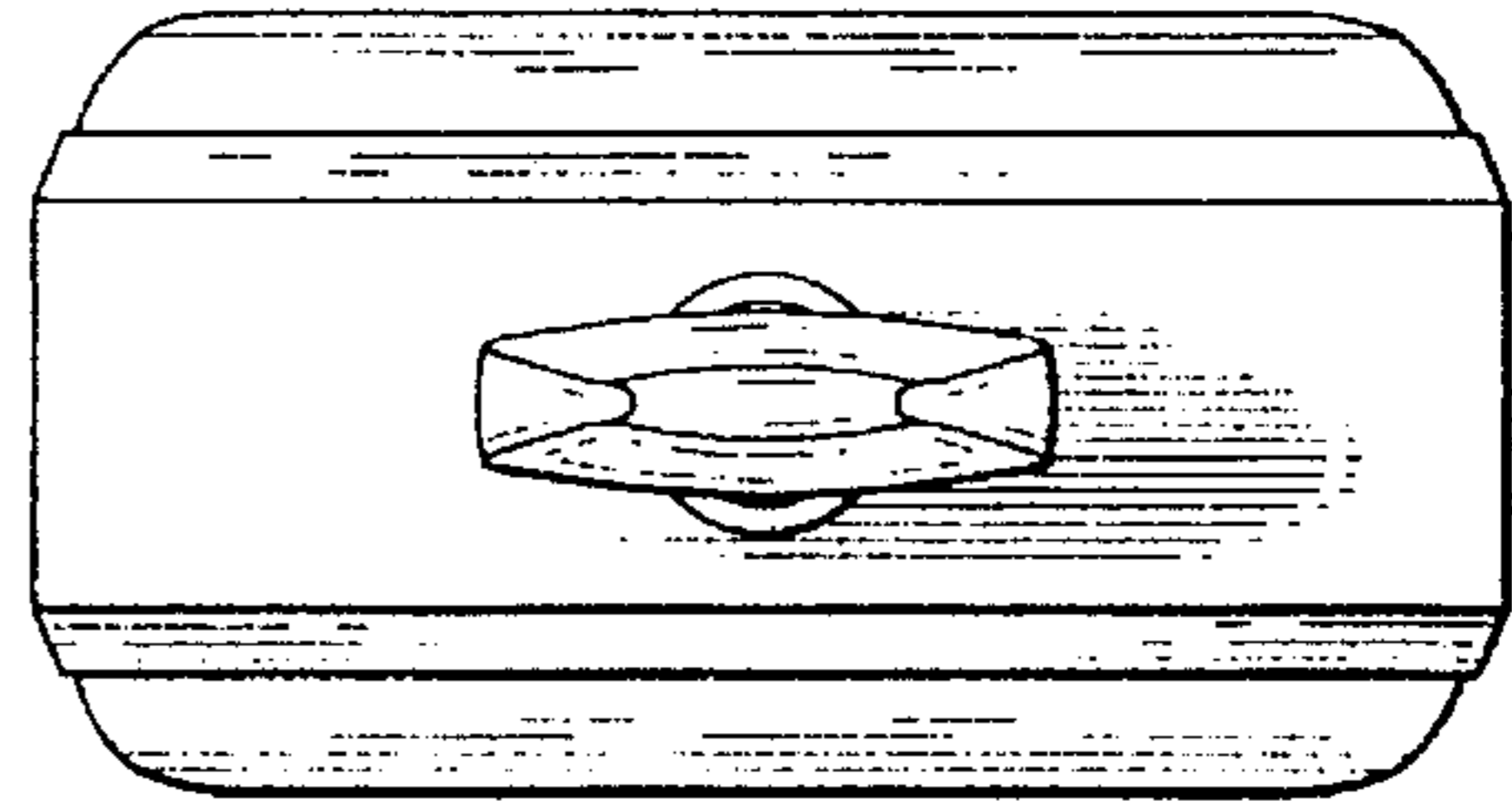
FIG. 1 is a perspective view of the combined cigar/cigarette holder and divot tool showing my new design;  
FIG. 2 is a bottom plan view thereof;  
FIG. 3 is a top plan view;  
FIG. 4 is a left side elevation, the right hand elevation being a mirror image thereof; and,  
FIG. 5 is a front elevational view with the back elevational view being a mirror image thereof.

**1 Claim, 1 Drawing Sheet**






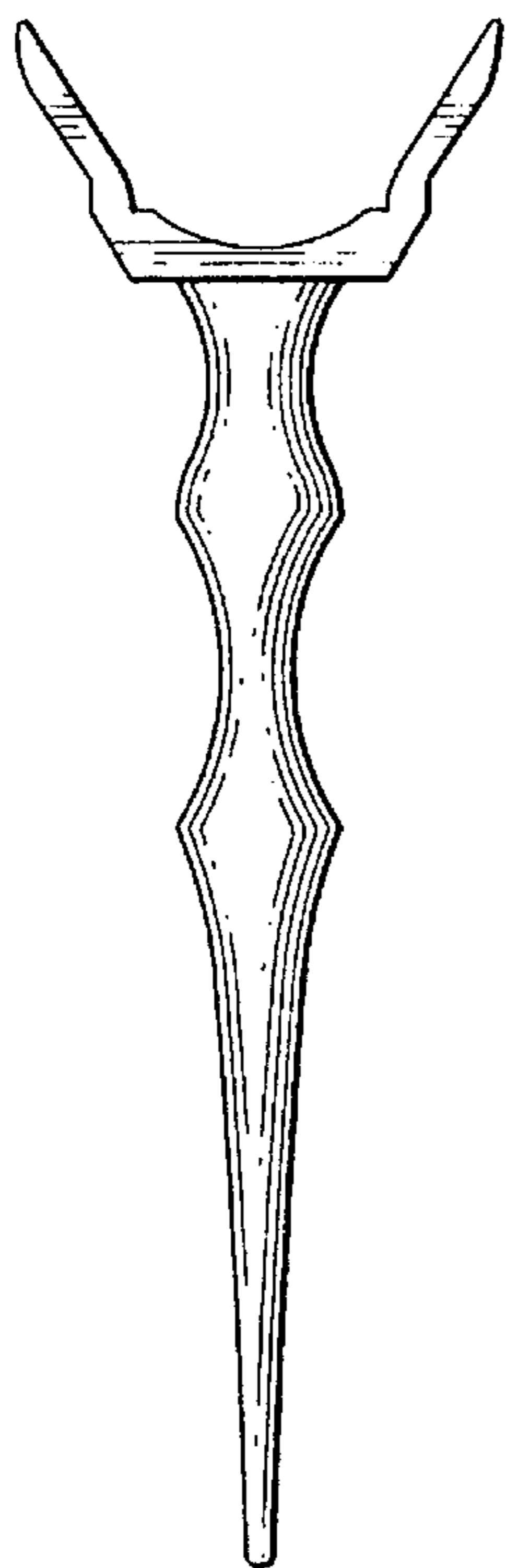
*Fig. 1*



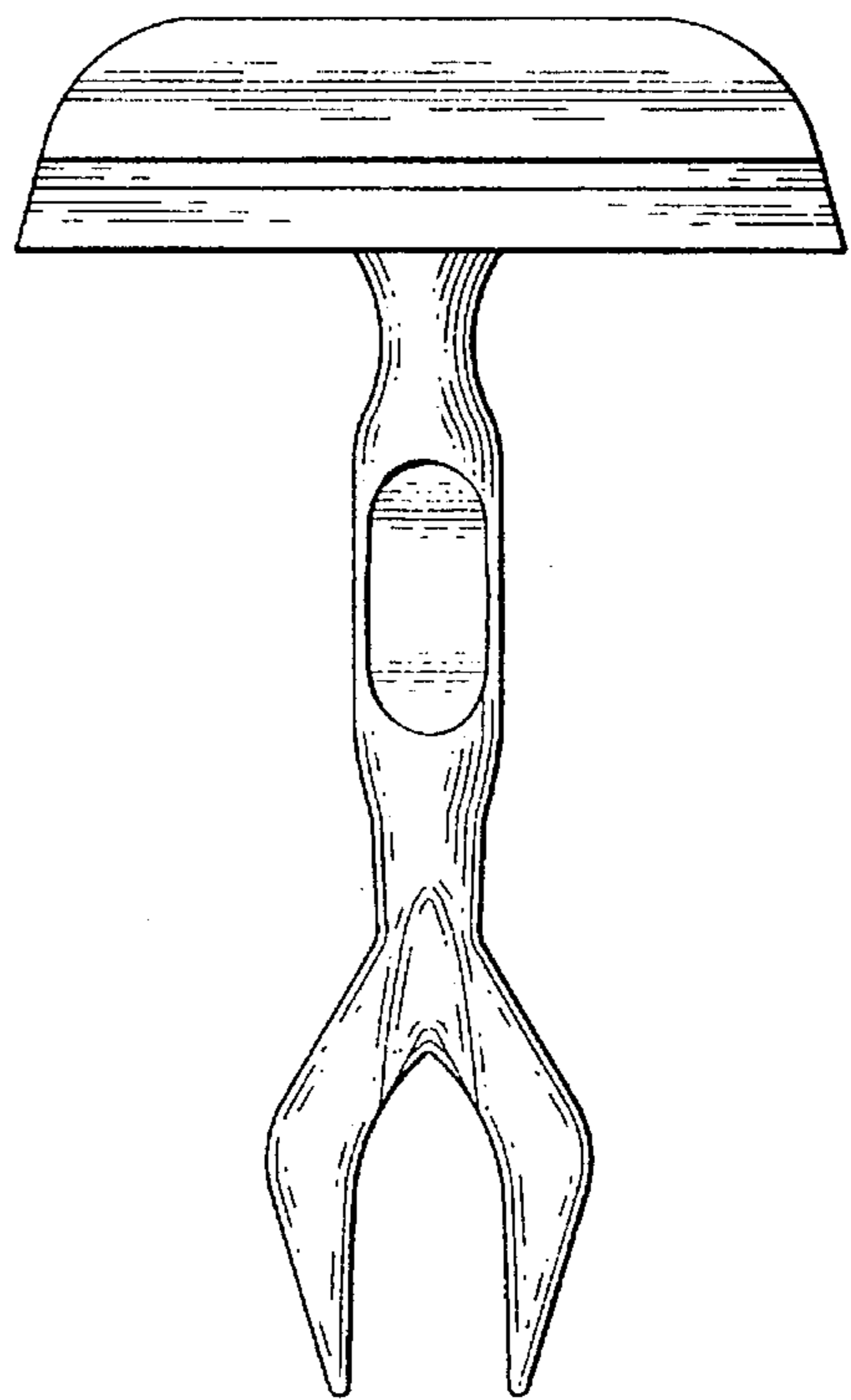
*Fig. 2*



*Fig. 3*



*Fig. 4*



*Fig. 5*