



US00D375801S

United States Patent [19]

Braudaway

[11] **Patent Number: Des. 375,801**

[45] **Date of Patent: **Nov. 19, 1996**

[54] **FRAME MEMBER FOR WOOD STORM DOOR GLASS INSERT**

5,018,630 5/1991 Lewkowitz 52/455
5,307,599 5/1994 Herbst et al. 52/656.4

[76] Inventor: **Michael Braudaway**, P.O. Box 472, Talco, Tex. 75487

Primary Examiner—Doris Clark
Attorney, Agent, or Firm—Weiner, Carrier & Burt, P.C.; Pamela S. Burt; Irving M. Weiner

[**] Term: **14 Years**

[57] **CLAIM**

[21] Appl. No.: **44,632**

The ornamental design for a frame member for wood storm door glass insert, as shown.

[22] Filed: **Sep. 27, 1995**

[52] U.S. Cl. **D25/60**

DESCRIPTION

[58] **Field of Search** D25/60, 121, 122, D25/120; 49/501, 504, DIG. 2; 52/656.2, 656.4, 656.7, 309.11, 309.9, 455-456

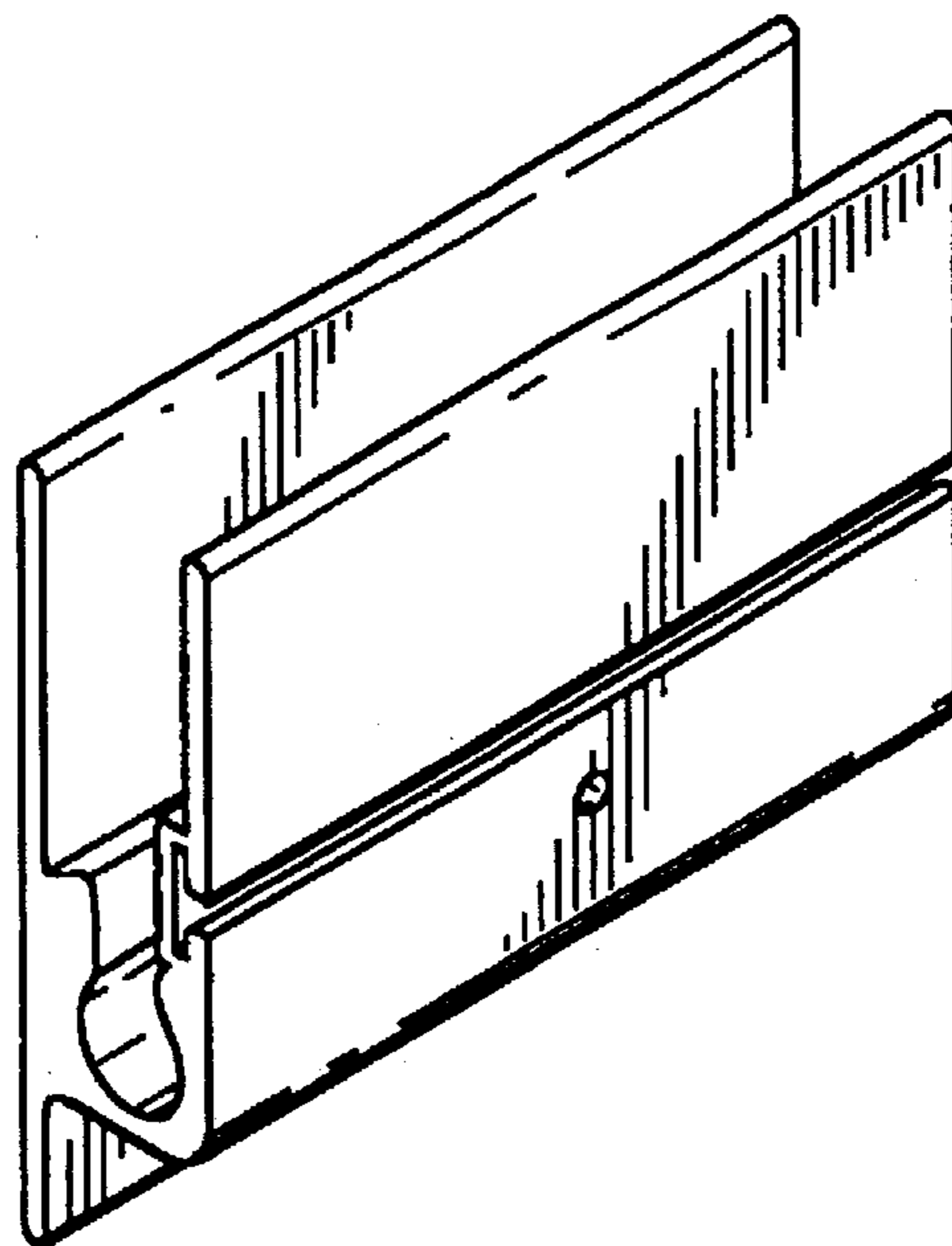
FIG. 1 is a perspective view of the frame member for wood storm door glass insert of the invention;
FIG. 2 is a top plan view of the frame member for wood storm door glass insert of the invention;
FIG. 3 is a front elevational view of the frame member for wood storm door glass insert of the invention;
FIG. 4 is a bottom plan view of the frame member for wood storm door glass insert of the invention;
FIG. 5 is an outer side elevational view of the frame member for wood storm door glass insert of the invention; and,
FIG. 6 is an inner side elevational view of the frame member for wood storm door glass insert of the invention.

[56] **References Cited**

U.S. PATENT DOCUMENTS

D. 250,843	1/1979	Mauro	D25/60
4,064,654	12/1977	Olson	49/489
4,169,617	10/1979	Koeneman et al.	292/149
4,249,589	2/1981	Loeb	160/368
4,258,517	3/1981	Hammond	52/202
4,327,535	5/1982	Governale	49/501
4,599,833	7/1986	Bullock	52/127
4,947,606	8/1990	LaSee	52/455

1 Claim, 1 Drawing Sheet



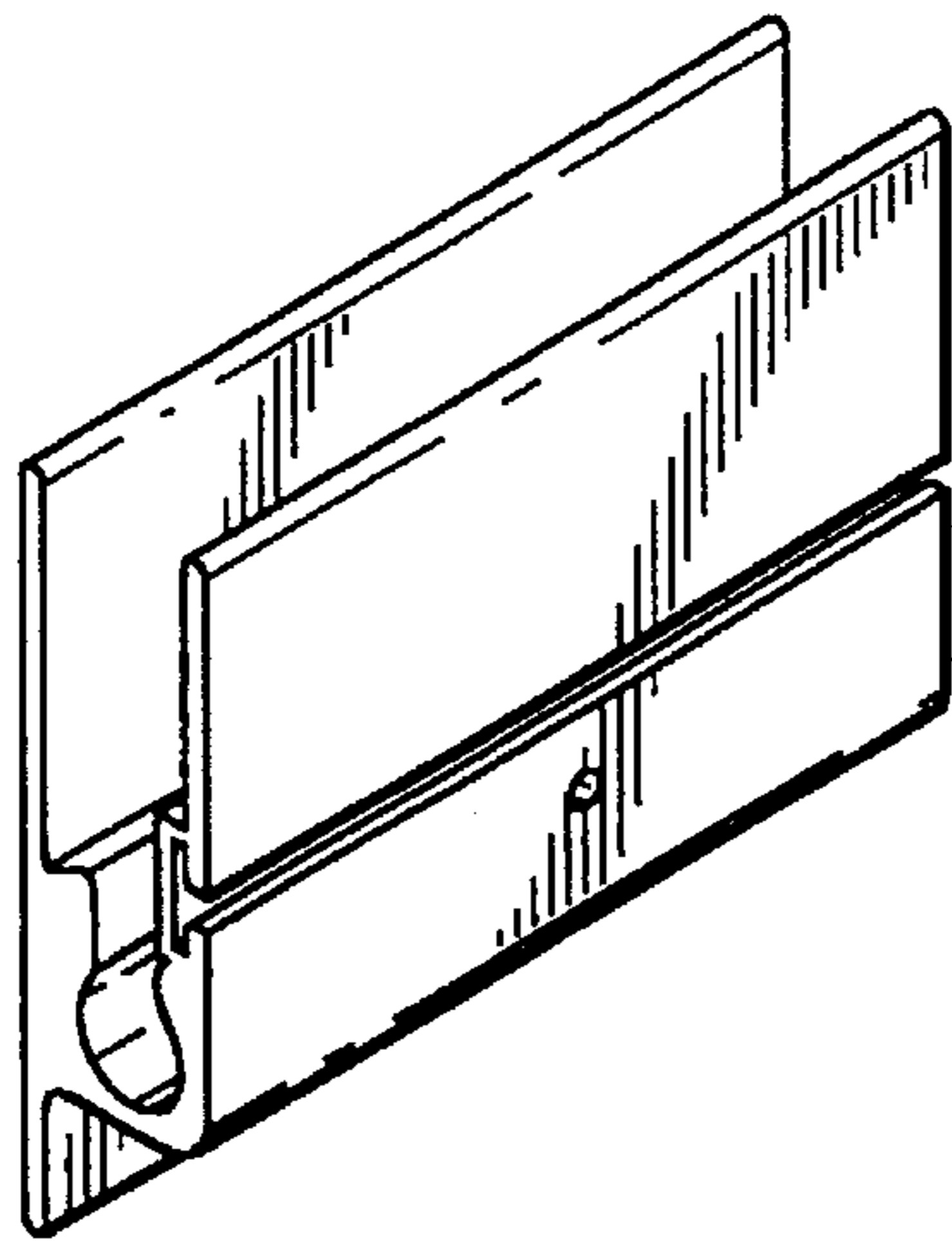


FIG. 1

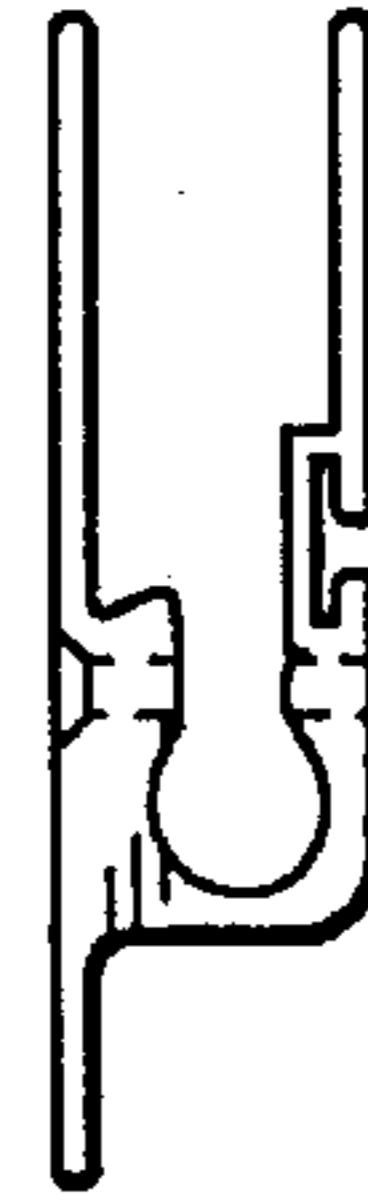


FIG. 2

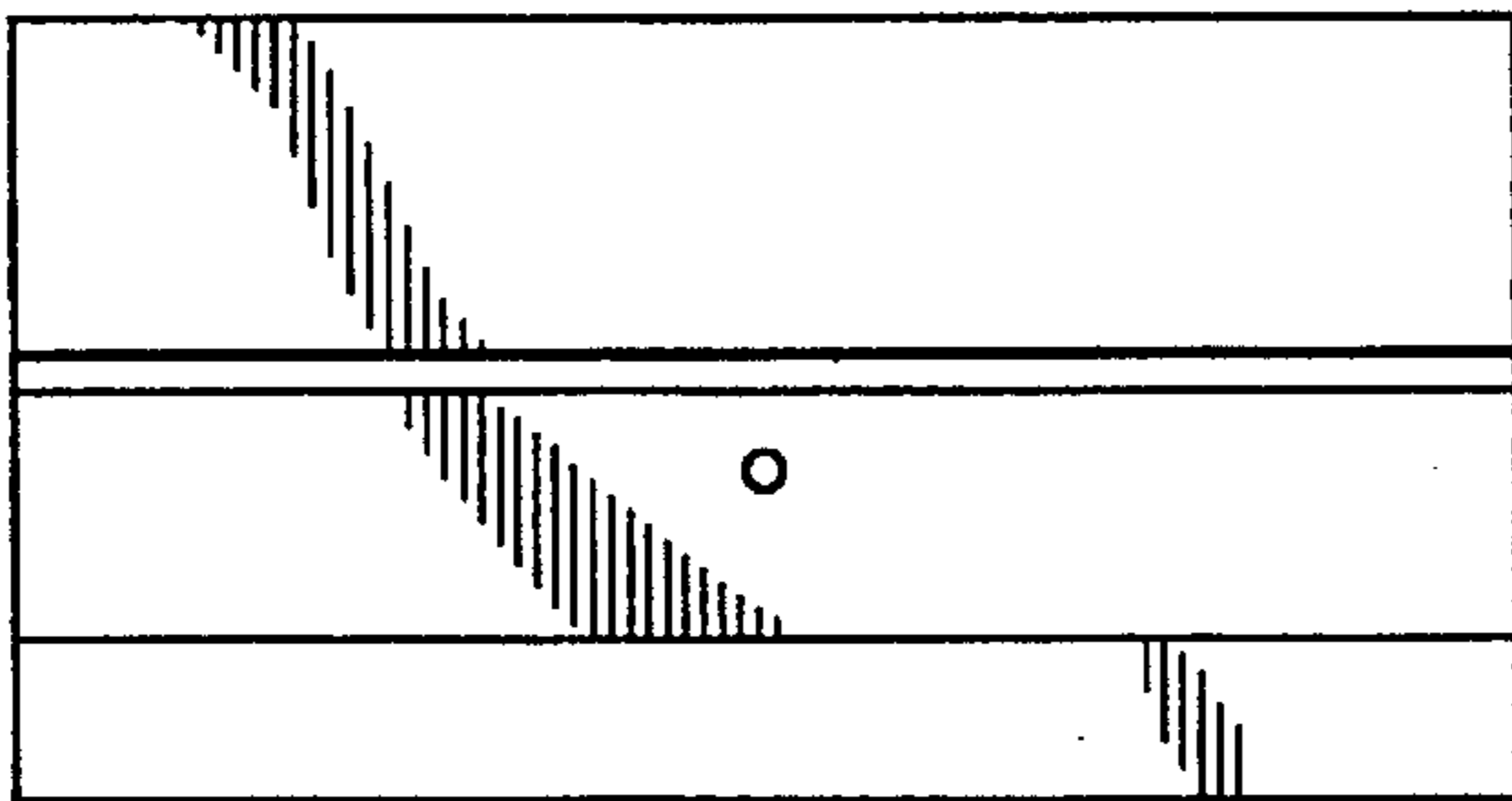


FIG. 3



FIG. 4




FIG. 5




FIG. 6