



US00D375787S

**United States Patent** [19]

[11] **Patent Number: Des. 375,787**

**Bonnell et al.**

[45] **Date of Patent: \*\*Nov. 19, 1996**

[54] **WALL MOUNTABLE SHOWER FIXTURE**

[75] Inventors: **Thomas A. Bonnell; Robert C. Giese,**  
both of Sheboygan, Wis.

[73] Assignee: **Kohler Co.,** Kohler, Wis.

[\*\*] Term: **14 Years**

[21] Appl. No.: **33,975**

[22] Filed: **Jan. 25, 1995**

[52] U.S. Cl. .... **D23/304; D23/213**

[58] Field of Search ..... **D23/304, 223-229;**  
**4/191, 192, 597, 601, 605, 661; 239/72,**  
**446, 449**

[56] **References Cited**

**U.S. PATENT DOCUMENTS**

D. 177,288	3/1956	Tiller .....	D23/213
D. 228,498	10/1973	Ritzentnaler .....	D23/239 X
D. 311,053	10/1990	Delepine .....	D23/213
D. 338,057	8/1993	Robbins .....	D23/213
D. 343,890	2/1994	Benstson et al. ....	D23/283
3,827,088	8/1974	Arnold et al. ....	D23/228 X
5,035,010	7/1991	Sakamoto et al. .	

**OTHER PUBLICATIONS**

An undated; admitted prior art Kohler brochure page entitled "Sonata Showers And Steam Showers" p. 50.

A 1991 Kohler ad for a Pillows spout entitled "Pillows".

*Primary Examiner*—Stella Reid

*Assistant Examiner*—Eric Watterson

*Attorney, Agent, or Firm*—Quarles & Brady

[57] **CLAIM**

The ornamental design for a wall mountable shower fixture, as shown and described.

**DESCRIPTION**

FIG. 1 is a left, top, frontal perspective view of a wall mountable shower fixture embodying our new design;

FIG. 2 is a front elevational view thereof;

FIG. 3 is a right side elevational view thereof, the left side elevational view being the mirror image of the right side shown;

FIG. 4 is a top plan view thereof; and,

FIG. 5 is a bottom plan view thereof.

The fragmentary broken line representation of handles and walls in FIG. 1 is for purposes of illustration only and forms no part of the claimed design.

**1 Claim, 2 Drawing Sheets**

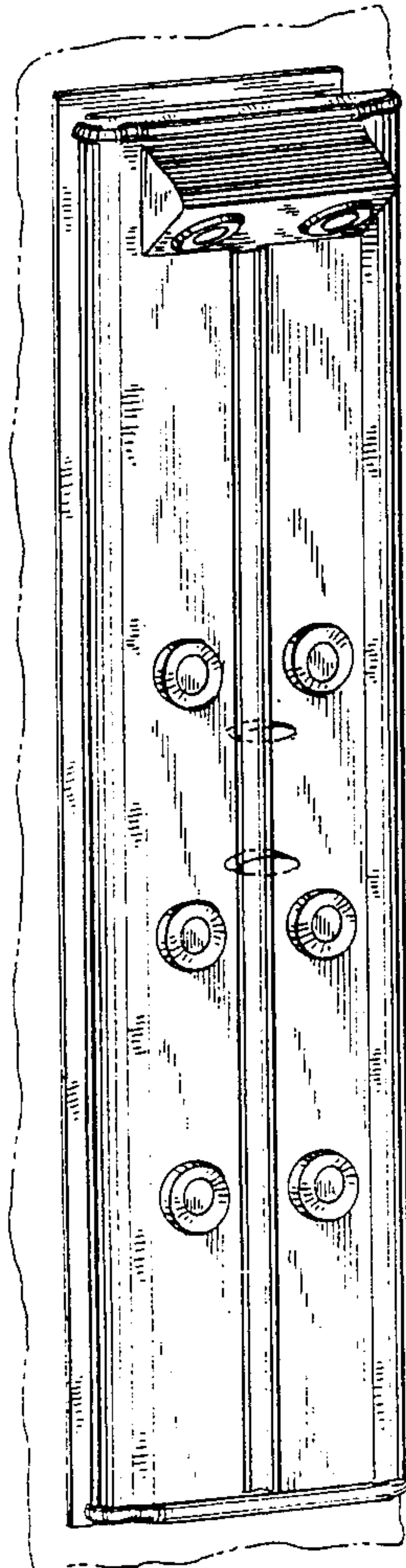


FIG. 1

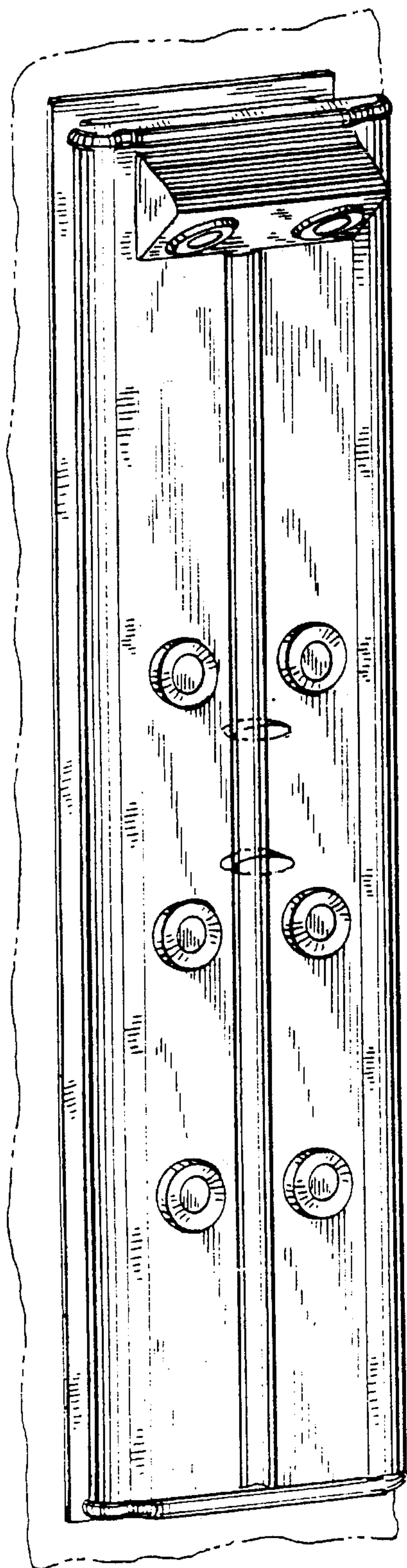
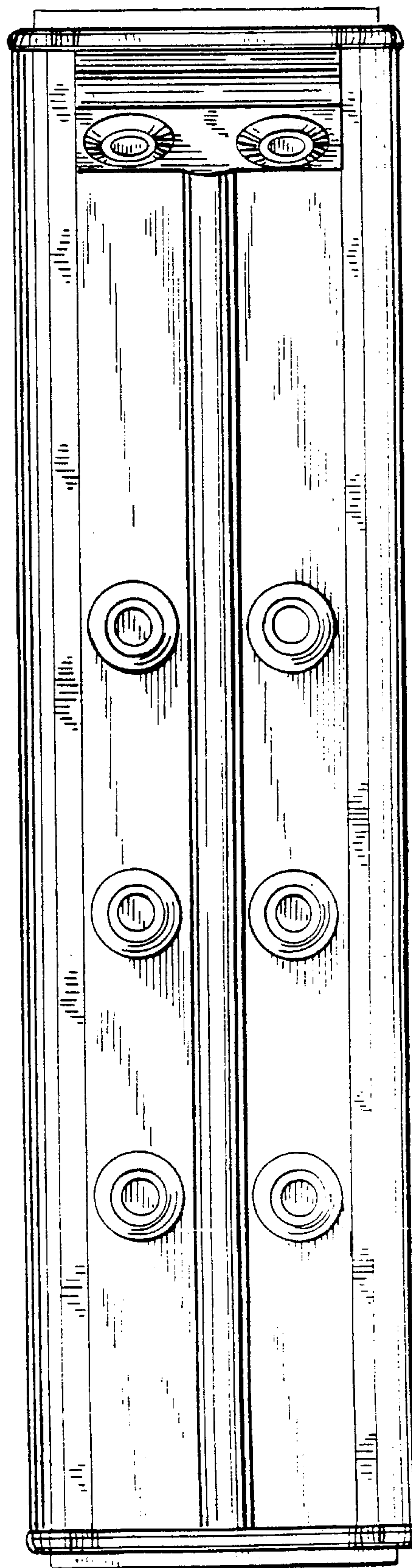


FIG. 2



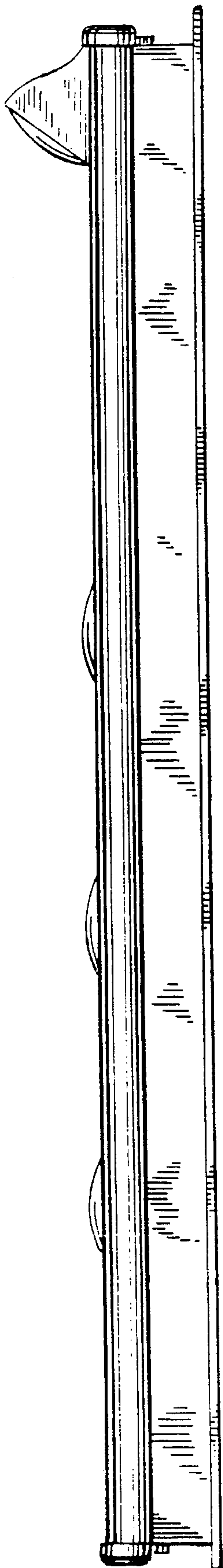


FIG. 3




FIG. 4

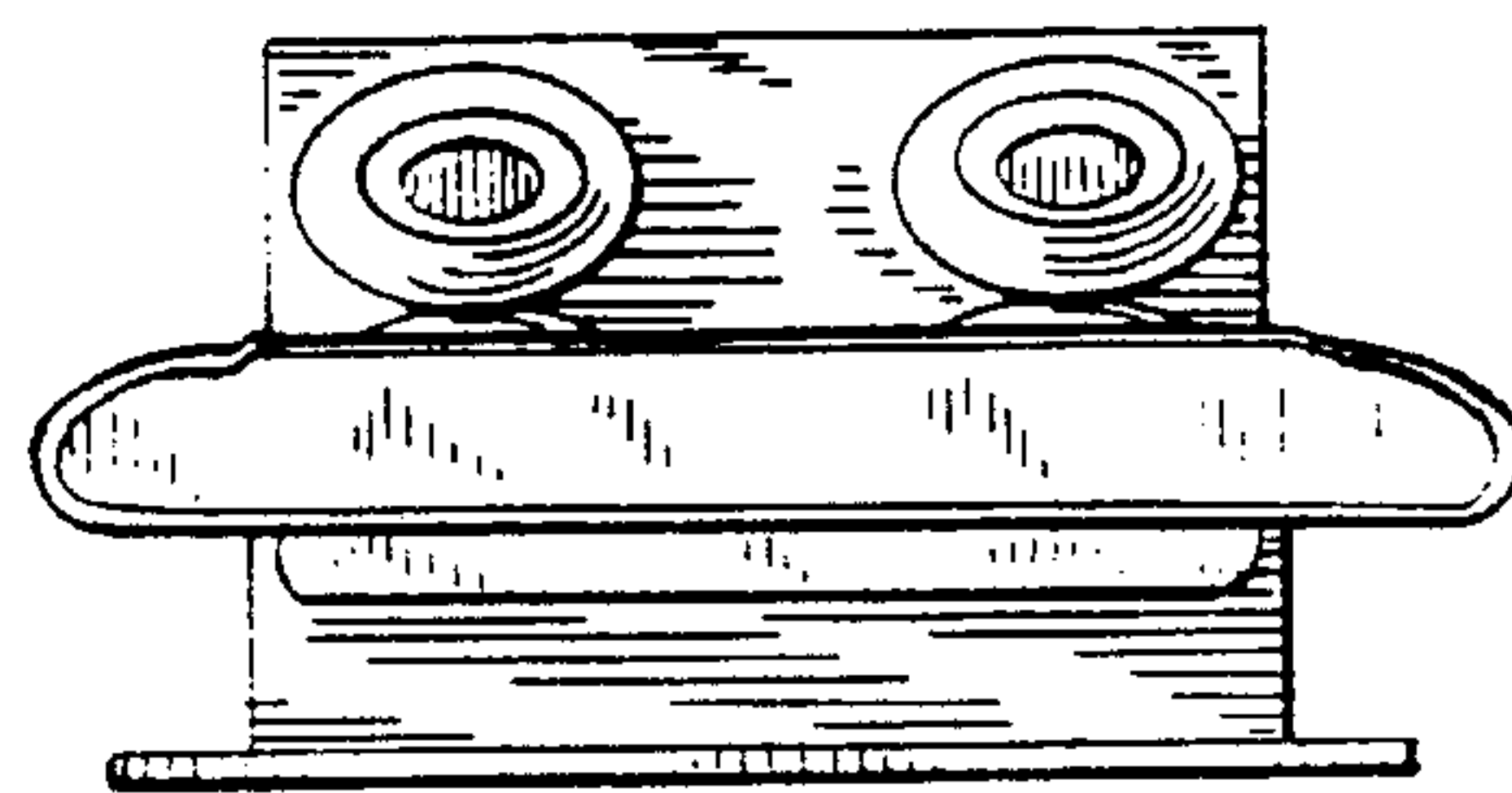


FIG. 5