



US00D375771S

United States Patent [19]

Liu

[11] Patent Number: **Des. 375,771**

[45] Date of Patent: ****Nov. 19, 1996**

[54] **IN-LINE SKATE**

D. 365,896 1/1966 Cheng D21/226
5,484,164 1/1996 McInerney et al. 280/11.22

[76] Inventor: **Shih-Ching Liu**, P.O. Box 82-144,
Taipei, Taiwan

Primary Examiner—Raphael Barkai
Attorney, Agent, or Firm—Alfred Lei

[**] Term: **14 Years**

[57] **CLAIM**

[21] Appl. No.: **40,084**

The ornamental design for an in-line skate, is shown and described.

[22] Filed: **Jun. 9, 1995**

[52] U.S. Cl. **D21/226**

DESCRIPTION

[58] Field of Search D21/224-227;
D2/904; 280/11.19, 11.22, 11.27, 11.26,
11.12, 87.041, 87.042, 87.05, 811, 816;
301/5.3, 5.7, 54

FIG. 1 is a perspective view of an in-line skate showing my new design;
FIG. 2 is a front view thereof;
FIG. 3 is a rear view thereof;
FIG. 4 is a left side elevational view thereof;
FIG. 5 is a right side elevational view thereof;
FIG. 6 is a top plan view thereof; and,
FIG. 7 is a bottom plan view thereof.

[56] References Cited

U.S. PATENT DOCUMENTS

D. 353,430 12/1994 Pratt et al. D21/226
D. 354,538 1/1995 Skerbinjek D21/226
D. 365,617 12/1995 Chen D21/226

1 Claim, 5 Drawing Sheets






FIG. 1

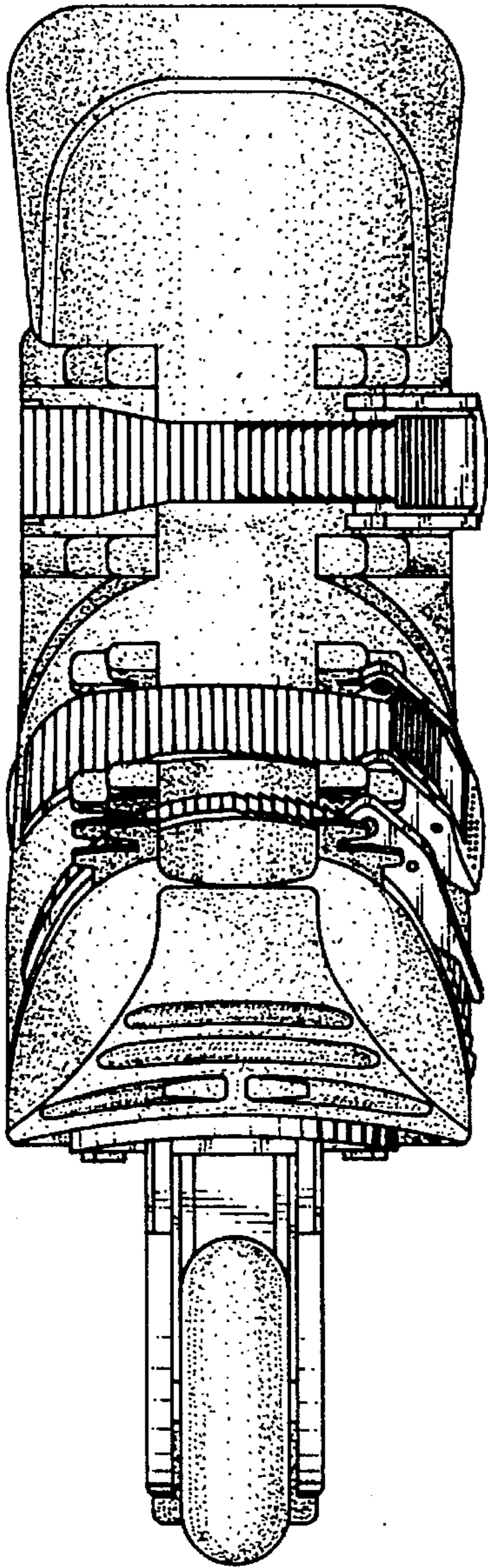


FIG. 2

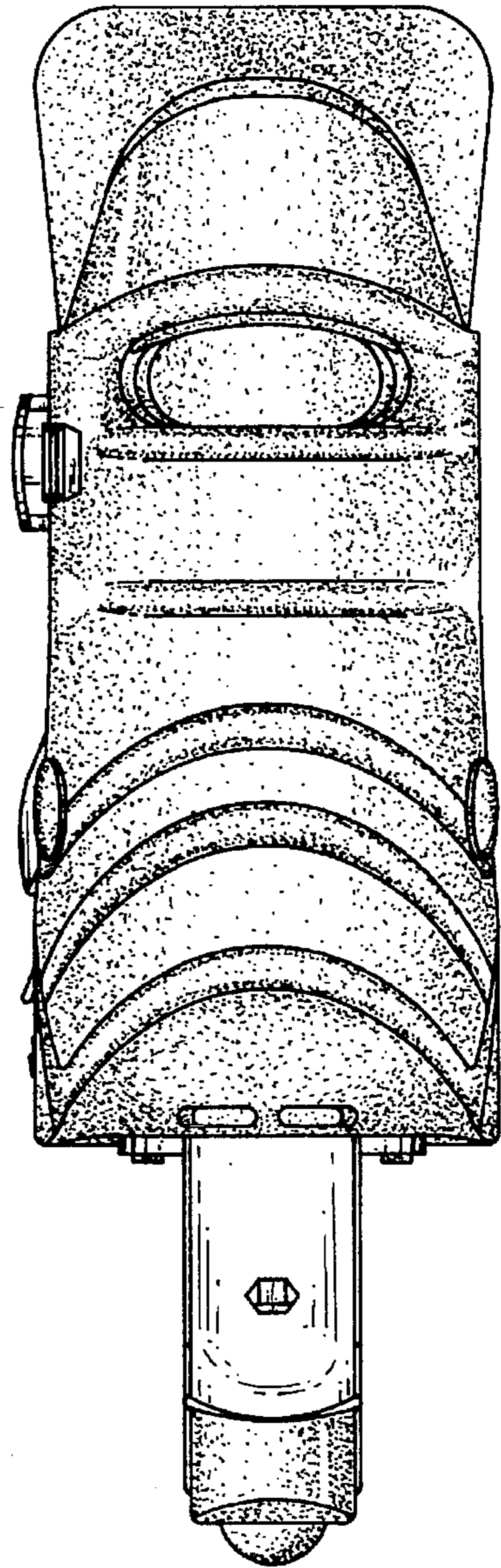


FIG. 3



FIG. 4



FIG. 5

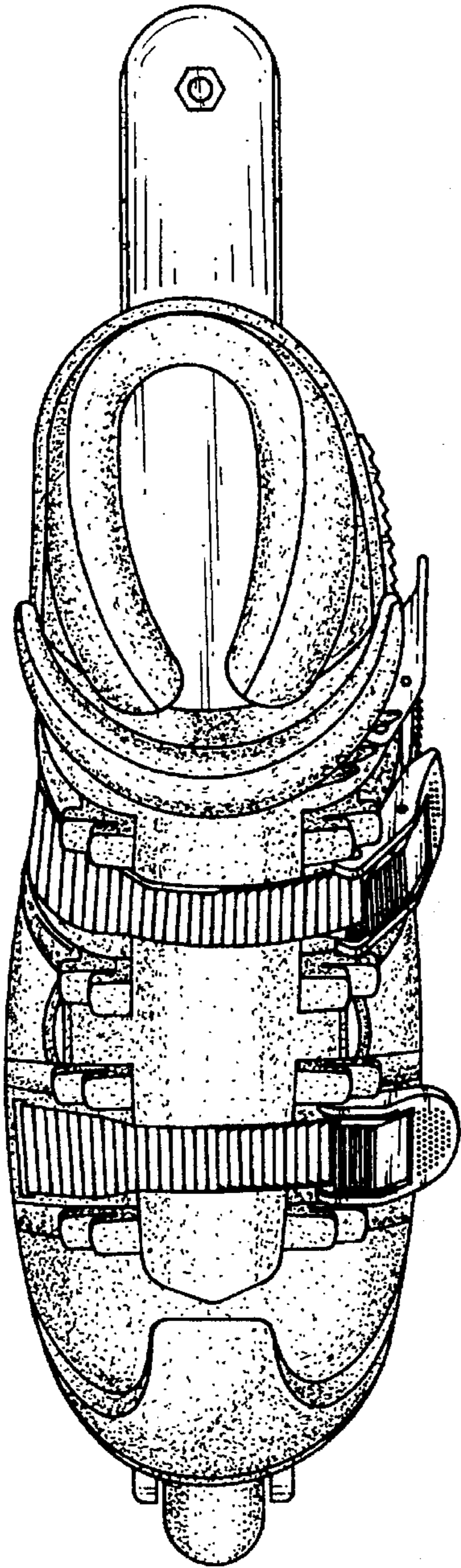


FIG. 6

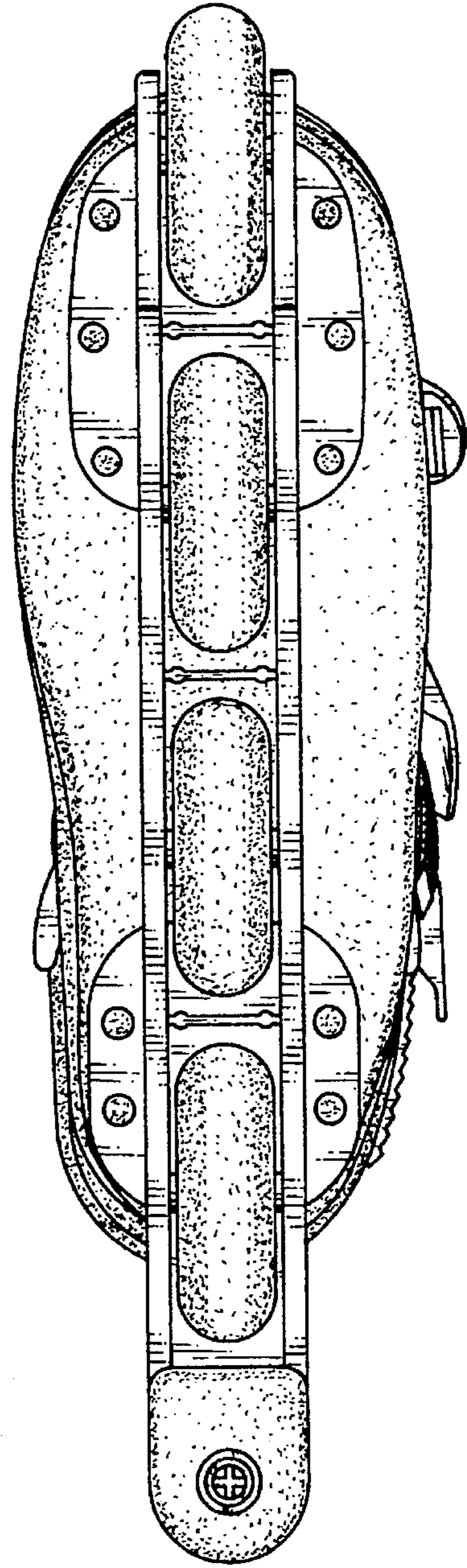


FIG. 7